

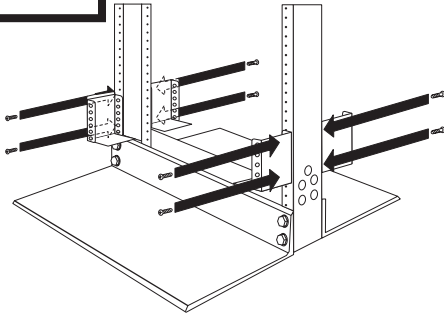
2 Post Rack Kit for 2U, 3U & 4U Rackmount Units

(Model: 2POSTRMKITWM)

TRIPP·LITE

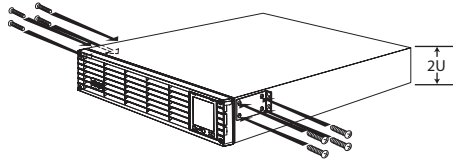
www.tripplite.com/support

2U

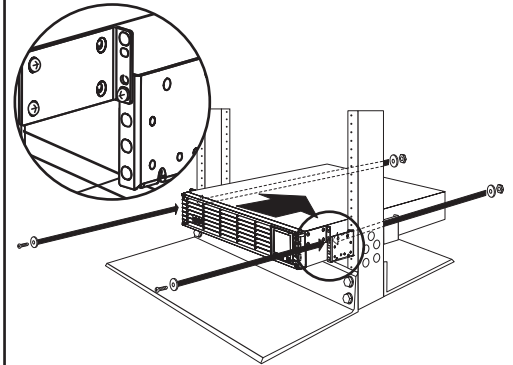


1 ↑ x 8

Reverse the mounting ears and secure them as shown using screws provided with your UPS/battery pack.

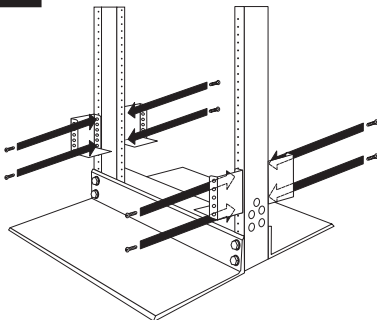


2 T x 8 Amount of screws may vary by model.



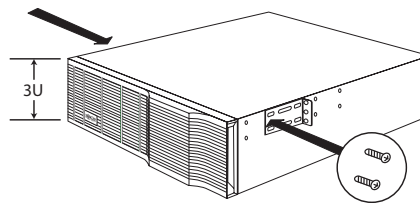
3 ↑ x 2 ● x 4 ⬡ x 2

3U

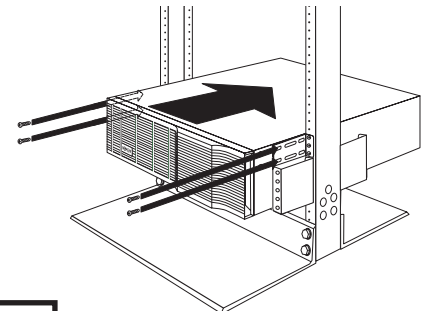


1 ↑ x 8

Reverse the mounting ears and secure them as shown using screws provided with your UPS/battery pack.

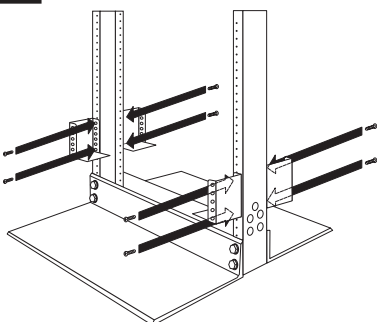


2 T x 4 Amount of screws may vary by model.



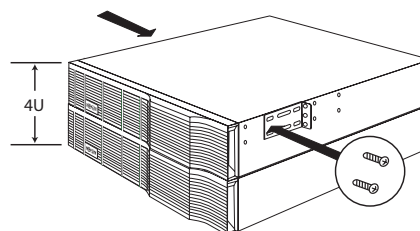
3 ↑ x 4

4U

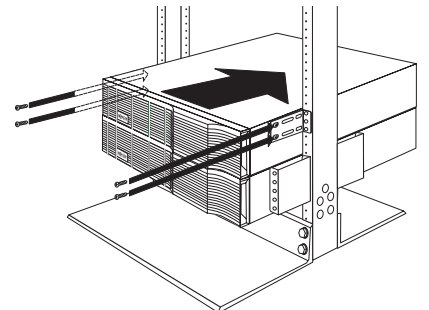


1 ↑ x 8

Reverse the mounting ears and secure them as shown using screws provided with your UPS/battery pack.



2 T x 4 Amount of screws may vary by model.



3 ↑ x 4

Wallmount Kit for 2U Rackmount Units

(Model: 2POSTRMKITWM)

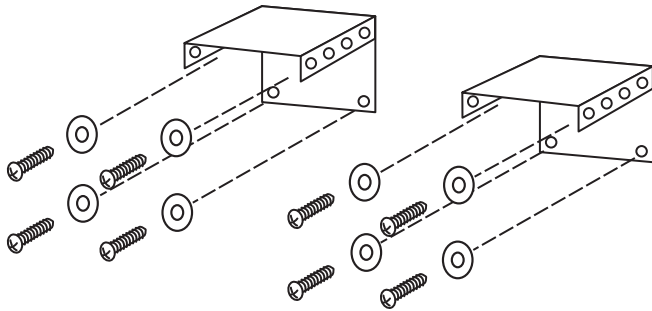


www.tripplite.com/support



WARNING!

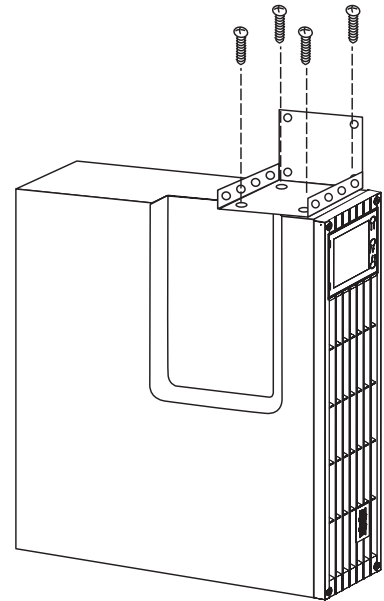
Compatible UPS and external battery packs must be wall-mounted according to the available orientation labels located on their sides. Label placement varies with model. Go to tripplite.com/support and enter your model number to find the orientation diagram.



1



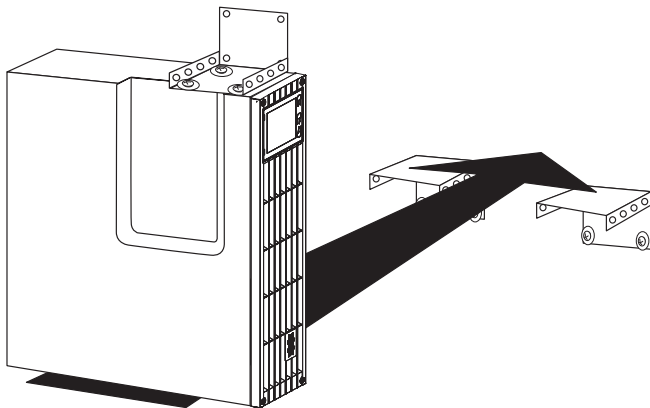
X 8 User-Supplied Screws & Washers



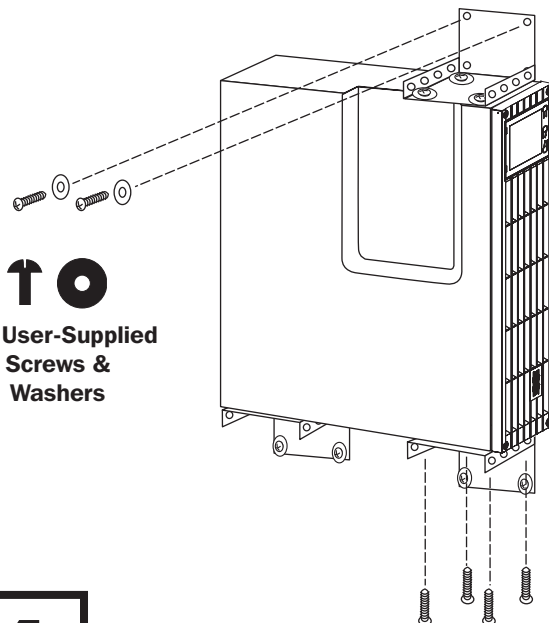
2



X 4



3



X 2 User-Supplied
Screws &
Washers

4



X 4

Mouser Electronics

Authorized Distributor

Click to View Pricing, Inventory, Delivery & Lifecycle Information:

[Tripp Lite:](#)

[2POSTRMKITWM](#)