

N-2X

Electrical Specifications (@25°C)

1. Maximum Power: 100 VA
2. Input Voltage: 230 V, 50 / 60 Hz
3. Output Voltage: 115V \pm 5%
4. Full Secondary Load: 0.87 Amps RMS
5. Temperature Rise: 60C TYP (85C MAX allowed) from 25° C, Ambient

Construction:

Single winding on a double wall, nylon bobbin. This chassis mount design comes in a channel frame with .187" diameter holes in the mounting ears. Three leads exit the transformer, the black lead is the tap.

Description:

Secondary coil is a fraction of the entire winding for voltage step-down. This causes part of the power to be transferred conductively through the windings, rather than all of the power being transferred by induction.

Safety:

These units are designed with 1500V isolation between the winding and the core. Materials and construction are rated for Class B insulation system.

UL: File E50476, UL 1446, Electrical Insulation System



E50476

A. Dimensions: Unit: In inches

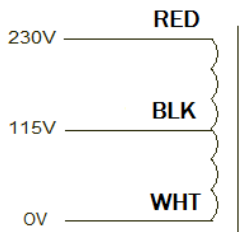
H	W	D	MW
2.70 Max	4.0 Max	2.05 Max	3.562 \pm 0.030

Weight: 2.1 lbs

Connections:

Transformer is provided with 7" (178mm) long, 0.25" (6mm) stripped and tinned, stranded 22 AWG, UL1015 lead wire.

Schematic:

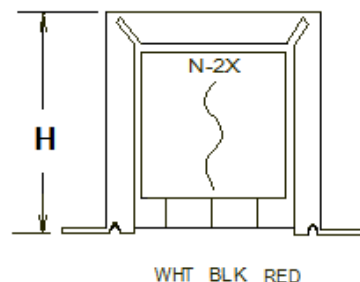
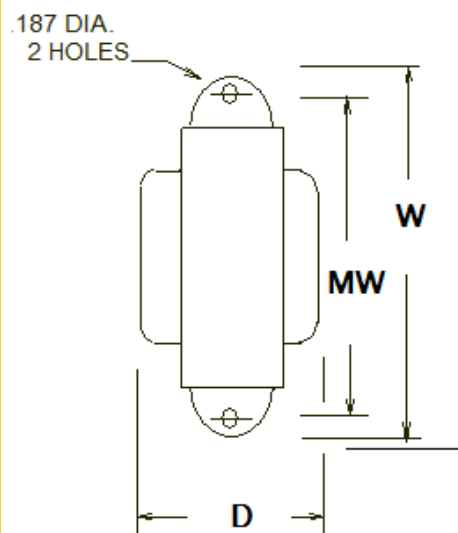



For 230V input: Wht to Red

For 115 output: Wht to BLK

RoHS Compliance: As of manufacturing date February 2016, all standard products meet the requirements of 2015/863/EU, known as the RoHS 3 initiative.

* Upon printing, this document is considered "uncontrolled". Please contact Triad Magnetics' website for the most current version.



Mouser Electronics

Authorized Distributor

Click to View Pricing, Inventory, Delivery & Lifecycle Information:

[Triad Magnetics:](#)

[N-2X](#)