

F-56X

Electrical Specifications (@25C)

1. Maximum Power: 71 VA
2. Primary: 115V 50/60 Hz
3. Secondary: 25.2VCT @ 2.80 Amps
4. Voltage Regulation: 15 % TYP @ full load to no load
5. Temperature Rise: 35C TYP (45C MAX allowed)

Description:

The F-56X is part of a series which has a long history of reliable service in the field, made from a proven design and constructed with UL recognized materials.

Construction:

Wound on a single channel nylon bobbin. Materials are UL recognized, Class B (130° C) rated.

Safety:

These products are 100% hipot tested with an insulation of 1500V between primary and secondary windings as well as between the primary / secondary windings and the core.

Dimensions: Units: In inches

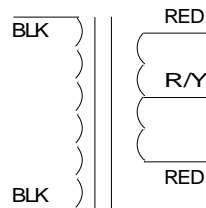
A	B	C	D
2.565	4.0	2.5	3.562

Mounting Hole Diameter: .187 in

Lead length: 7.0 inches ± 1 inch

Weight: 2.50 lbs

Schematic:

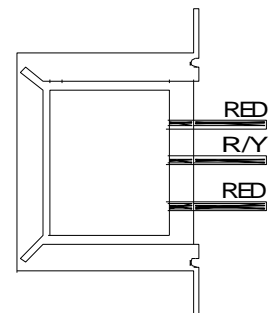
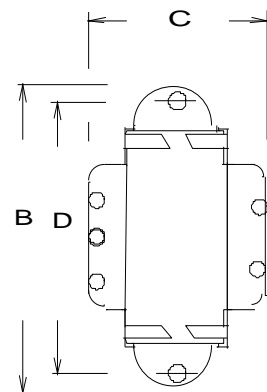
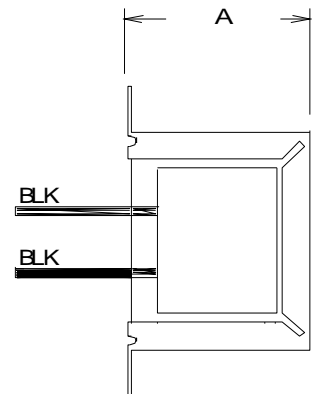



Primary: Black to Black

Secondary: Red to Red

RoHS Compliance: As of manufacturing date February 2016, all standard products meet the requirements of 2015/863/EU, known as the RoHS 3 initiative.

* Upon printing, this document is considered "uncontrolled". Please contact Triad Magnetics' website for the most current version.



Mouser Electronics

Authorized Distributor

Click to View Pricing, Inventory, Delivery & Lifecycle Information:

[Triad Magnetics:](#)

[F56X](#) [F-56X](#)