

F-3115X

Electrical Specifications (@25C)

1. Maximum Power: 2.0 VA
2. Primary:
 - Series: 230V 50/60 Hz
 - Parallel: 115V 50/60 Hz
3. Secondary: 24.0VCT @ 0.085 Amps
4. Voltage Regulation: 40 % TYP @ full load to no load
5. Temperature Rise: 35C TYP (45C MAX allowed)

Description:

The F-3115X is part of a series which has a long history of reliable service in the field, made from a proven design and constructed with UL recognized materials.

Construction:

Wound on a single channel nylon bobbin. Materials are UL recognized, Class B (130° C) rated.

Safety:

These products are 100% hipot tested with an insulation of 1500V between primary and secondary windings as well as between the primary / secondary windings and the core.

Dimensions: Units: In inches

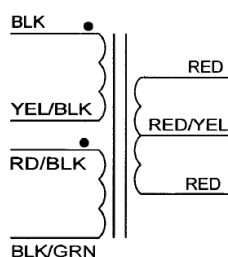
A	B	C	D
1.187	2.062	1.375	1.750

Mounting Hole Diameter: .187 in

Lead length: 7.0 inches \pm 1 inch

Weight: 0.30 lbs

Schematic:



Primary:

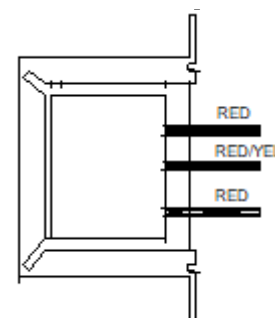
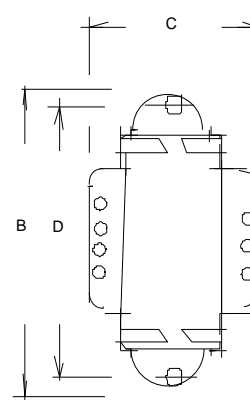
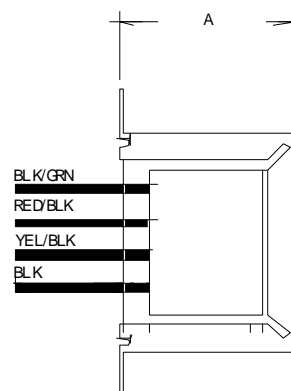
Series: BLK to BLK/GRN, Jumper YEL/BLK to RED/BLK

Parallel: BLK to YEL/BLK, Jumper BLK to RED/BLK and YEL/BLK to BLK/GRN

Secondary: RED to RED

RoHS Compliance: As of manufacturing date February 2016, all standard products meet the requirements of 2015/863/EU, known as the RoHS 3 initiative.

* Upon printing, this document is considered "uncontrolled". Please contact Triad Magnetics' website for the most current version.



Mouser Electronics

Authorized Distributor

Click to View Pricing, Inventory, Delivery & Lifecycle Information:

[Triad Magnetics:](#)

[F-3115X](#)