

F-217X

Electrical Specifications (@25C)

1. Maximum Power: 14.4 VA
2. Primary: 115V 60 Hz
3. Secondary: 12.0V @ 1.20 Amps
4. Voltage Regulation: 15 % TYP @ full load to no load
5. Temperature Rise: 35C TYP (45C MAX allowed)

Description:

The F-217X is part of a series which has a long history of reliable service in the field, made from a proven design and constructed with UL recognized materials.

Construction:

Wound on a single channel nylon bobbin. Materials are UL recognized, Class B (130° C) rated.

Safety:

These products are 100% hipot tested with an insulation of 1500V between primary and secondary windings as well as between the primary / secondary windings and the core.

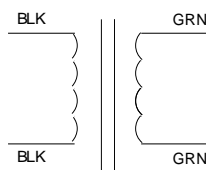
Dimensions: Units: In inches

A	B	C	D
2.00	3.25	1.625	2.812

Mounting Hole Diameter: 0.187 in

Weight: 1.0 lbs

Schematic:



Connections:

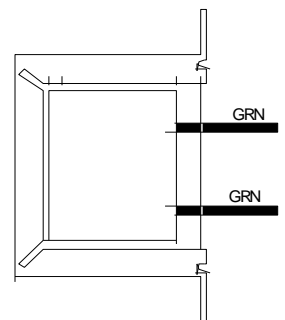
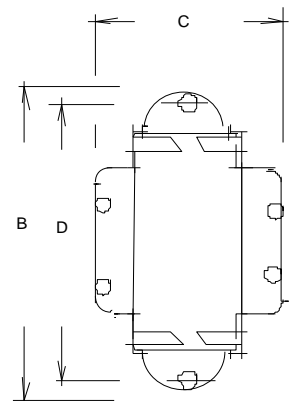
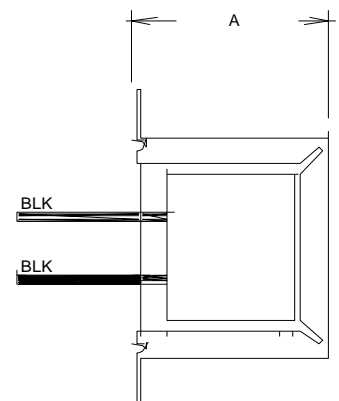
Transformer is provided with 7" (178mm) long, 0.25" (6mm) stripped and tinned, stranded 22 AWG, UL1015 lead wire.

Primary: Black to Black

Secondary: Green to Green

RoHS Compliance: As of manufacturing date February 2016, all standard products meet the requirements of 2015/863/EU, known as the RoHS 3 initiative.

* Upon printing, this document is considered "uncontrolled". Please contact Triad Magnetics' website for the most current version.



Mouser Electronics

Authorized Distributor

Click to View Pricing, Inventory, Delivery & Lifecycle Information:

[Triad Magnetics:](#)

[F217X](#) [F-217X](#)