

## AWSP60-5

### Description:

The AWSP60-5 is a single output power supply. This power supply is designed for a wide variety of applications where high reliability is desired, including applications for the industrial and telecommunications markets. Excellent performance specifications are provided, together with compliance to European EMC (EN55022, Class B and EN61000-3-2), and Low Voltage directive.

### Specifications (@25C)

#### Input Characteristics:

Input Voltage:	85-264Vac
Input Frequency Range:	47-63Hz
Max Input Current:	1.3A @ Vin (rated)
Max Inrush Current:	20A@110Vac, 40A@220Vac at cold start
Leakage Current:	<3.5mA/240Vac

#### Output Characteristics:

Output Voltage:	5Vdc
Output Current:	12.0A
Output Power:	60W
Adjustable Output Range:	±10%
Ripple & Noise:	75mV
Load Regulation:	±1.0%
Line Regulation:	±0.5%
Efficiency:	73%
Temperature Drift:	<0.03%/°C (10-50°C)
Start-up Time:	300ms max @ 230VAC
Hold-up Time:	20ms min, 100% Load@230Vac
Rise-up Time:	300ms max, 100% Load@230Vac
Over Current Protection:	At Load>120% 115/230Vac, Shutdown
Over Voltage Protection:	Zener clamping at Vo>110%, Non auto recovery
Short Circuit Protection:	Short circuit protection available. Avoid short circuit >30 sec.

#### General Specifications:

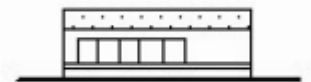
Switching Frequency:	45kHz
Dimension (LxWxH):	160x98x38mm
Weight:	450g net, 490g gross
Cooling:	Natural Convection or forced air
Isolation Resistance:	I/P—O/P, I/P—FG, O/P—FG: 500VDC/100Mohms
Dielectric Strength:	I/P—O/P: 4.3KVdc; I/P—FG: 2.5KVvac; O/P—FG: 0.5KVvac
Warranty:	2 years

#### Environmental Specifications:

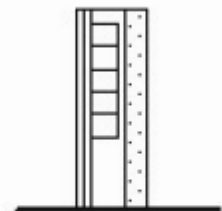
Operating Temperature:	-10° to 60°C
Operating Humidity:	20 to 90% RH, non-condensing
Storage Temperature:	-25 to 75°C
Storage Humidity:	10 to 95% RH, non-condensing
Vibration:	10-55Hz, 2G 1min/cycle, period of 60min, each X, Y & Z axis

#### EMC & Safety Specifications:


EMC Emissions:	Conforms to EN55022, VCCI, CISPR22 Class B (Conducted & Radiated); IEC-61000-4-2, 61000-4-4, 61000-4-5, 61000-4-11
ESD Susceptibility:	EN61000-4-2 (15kV/8kV)
Radiated Susceptibility:	EN61000-4-3 (3Vm <sup>1</sup> )
Fast Burst:	EN61000-4-4 (2kV)
Surge:	EN61000-4-5 (1kV/2kV)
Safety Approval:	UL 60950 (UL File No: E204980)



Mounting A

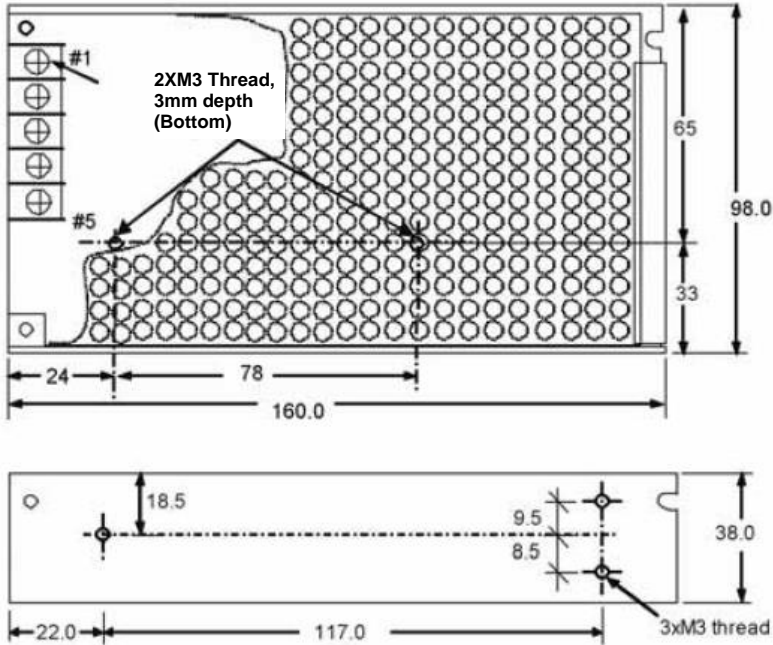


Mounting B



Mounting C

### Outline Dimensions (mm):

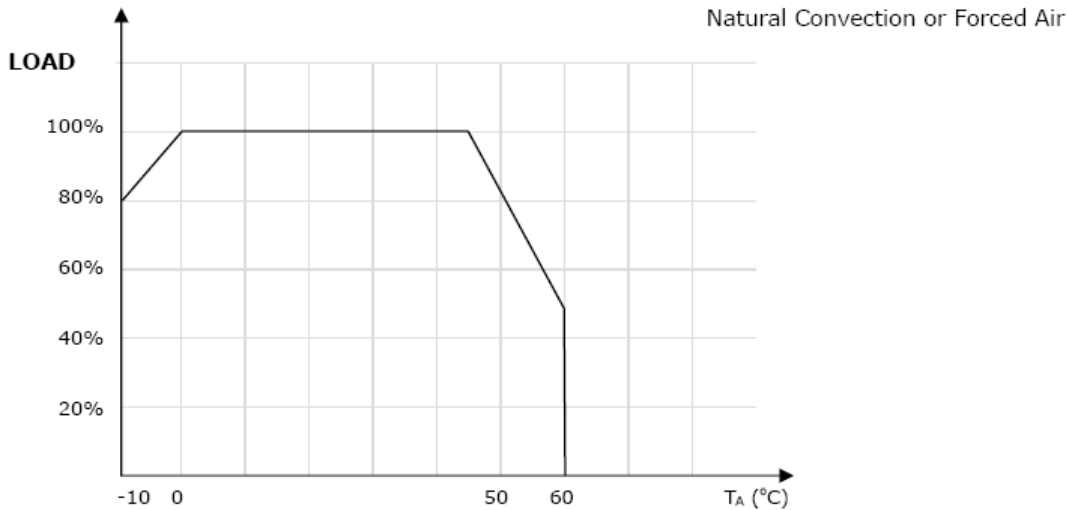


### TERMINAL SCREW ASSIGNMENT

- # 1,2 : AC INPUT
- # 3 : FG (FRAME GROUND)
- # 4 : DC OUTPUT -V
- # 5 : DC OUTPUT +V
- \*8mm Max terminal width
- \* #6-32 Terminal Screws

Unit : mm  
Tolerance : +/-1.0mm

### Derating Curve:



### Connector Types:

**Input:** # 6-32 Screw Terminals  
**Output:** #6-32 Screw Terminals

**RoHS Compliance:** As of manufacturing date February 2016, all standard products meet the requirements of 2015/863/EU, known as the RoHS 3 initiative.

\* Upon printing, this document is considered "uncontrolled". Please contact Triad Magnetics' website for the most current version.

# Mouser Electronics

Authorized Distributor

Click to View Pricing, Inventory, Delivery & Lifecycle Information:

[Triad Magnetics:](#)

[AWSP60-5](#)