




Power Products Overview



TDK Power Solutions

Discover TDK Solutions

TDK Power Solutions include board level components, power supplies, modules, custom design solutions and much more. Whatever needs drive your power design, TDK has a solution for you.

- **DC-DC Converters**
 - Isolated.....Page 2
 - Non-Isolated (POL).....Page 14
- **AC-DC Power Supplies**.....Page 16
- **DC/AC Inverters**.....Page 22
- **Value Added Design Solutions**.....Page 25

ISOLATED DC-DC CONVERTERS

BUS CONVERTERS


Fixed ratio—4:1 and 5:1

iEB Series

150W–200W 12V Eighth Brick

Low-cost solution for powering non-isolated point of load converters

- Standard eighth brick footprint
- Low profile: 8.5mm (150W); 12.3mm (200W)
- High operating efficiency (94%)
- Through hole mounting
- MTBF: 3.9M hours
- DOSA compliant



Series	Input Voltage	Output Voltage	Output Current	Output Power
iEB48013A120V	42-56V	12V	13.5A	162W
iEB48017A120V	38-53V	12V	16.7A	200W

iQD Series

300W 12V&9.6V Quarter Brick Intermediate

Low-cost solution for powering non-isolated point of load converters

- Standard quarter brick footprint
- High operating efficiency (95%)
- 2250VDC basic isolation
- Through hole mounting
- Size: 58.42 x 22.86 x 8.5mm
- MTBF: 3.2M hours
- DOSA compliant



Series	Input Voltage	Output Voltage	Output Current	Output Power
iQD48025A120V	42-53V	12V	25A	300W
iQD48031A096V	42-53V	9.6V	31A	297.6W

ISOLATED DC-DC CONVERTERS

REGULATED CONVERTERS

iSA Series

36-78W Sixteenth Brick Converter

- Standard sixteenth brick footprint: 33mm x 22.9mm
- Low 12.7mm profile
- High operating efficiency (90%)
- Through hole mounting
- Constant switching frequency
- 44% smaller than eight bricks
- 1500VDC basic isolation
- MTBF: 4.8M hours
- DOSA compliant




Series	Input Voltage	Output Voltage	Output Current	Output Power
iSA48007A120V	36-75V	12V	6.5A	78W
iSA48015A050V	36-75V	5.0V	15A	75W
iSA48025A033V	36-75V	3.3V	25A	82.5W
iSA48025A025V	36-75V	2.5V	25A	62.5W
iSA48030A018V	36-75V	1.8V	30A	54W
iSA48030A015V	36-75V	1.5V	30A	45W
iSA48030A012V	36-75V	1.2V	30A	36W

iPB Series

15-45W Pico Brick Converter

- Surface mountable
- Low 8.81mm height
- 33% smaller than eighth brick (30.5x29.3mm)
- High operating efficiency (89%)
- 1500V basic isolation



Series	Input Voltage	Output Voltage	Output Current	Output Power
iPB48003A180V	36-75V	18V	2.5A	45W
iPB48003A150V	36-75V	15V	2.75A	41W
iPB48004A120V	36-75V	12V	3.5A	42W
iPB48007A050V	36-75V	5V	7A	35W
iPB48010A033V	36-75V	3.3V	10A	33W
iPB48010A025V	36-75V	2.5V	10A	25W
iPB48010A018V	36-75V	1.8V	10A	18W
iPB48010A015V	36-75V	1.5V	10A	15W


ISOLATED DC-DC CONVERTERS

REGULATED CONVERTERS

iEA Series

30-78 W Eighth Brick DC-DC Converter

- Standard Eighth Brick footprint
- High operating efficiency (91%)
- Through-hole mounting
- 8.8 mm low profile
- Constant switching frequency
- DOSA compliant
- Choice of remote on/off configuration



Series	Input Voltage	Output Voltage	Output Current	Output Power
iEA48003A280V	36-75V	28V	2.67A	75W
iEA48004A180V	36-75V	18V	3.75A	67.5W
iEA48005A150V	36-75V	15V	4.5A	67.5W
iEA48007A120V	36-75V	12V	6.5A	78W
iEA48015A050V	36-75V	5.0V	15A	75W
iEA48020A033V	36-75V	3.3V	20A	66W
iEA48025A025V	36-75V	2.5V	25A	62.5W
iEA48025A018V	36-75V	1.8V	25A	45W
iEA48025A015V	36-75V	1.5V	25A	37.5W
iEA48025A012V	36-75V	1.2V	25A	30W

PAE Series

High Efficiency Eight Brick DC-DC Converter

- Standard eighth brick footprint
- Output currents up to 30 amps
- Output voltage adjustment
- Through-hole mounting
- High efficiency (90%)
- Reduces PCB area
- 8.5mm low profile



Series	Input Voltage	Output Voltage	Output Current	(Max) Output Power
PAE50S48-1R8	36-76V	1.44-1.98V	20A	36W
PAE100S48-1R8	36-76V	1.44-1.98V	30A	54W
PAE50S48-2R5	36-76V	2.00-2.75V	18A	45W
PAE100S48-2R5	36-76V	2.00-2.75V	25A	62.5W
PAE50S48-3R3	36-76V	2.64-3.63V	16A	52.8W
PAE100S48-3R3	36-76V	2.64-3.63V	25A	82.5W
PAE50S48-5	36-76V	4.25-5.75V	10A	50W
PAE100S48-5	36-76V	4.25-5.75V	20A	100W

ISOLATED DC-DC CONVERTERS

REGULATED CONVERTERS

iQB Series

25A-150W Quarter Brick Converter

- High operating efficiency (92%)
- Low profile, 8.81mm
- 1500VDC basic isolation
- Low component count
- Constant switching frequency
- MTBF: 2.93M hours
- DOSA compliant



Series	Input Voltage	Output Voltage	Output Current	Output Power
iQB24015A033V	18-36V	3.3V	15A	49.5W
iQB48012A120V	36-75V	12V	12.5A	150W
iQB48008A120V	36-75V	12V	8.3A	99.6W
iQB48004A120V	36-75V	12V	4.2A	50.4W
iQB48016A050V	36-75V	5.0V	16A	80W
iQB48015A050V	36-75V	5.0V	15A	75W
iQB48008A050V	36-75V	5.0V	8A	40W
iQB48010A036V	36-75V	3.6V	10A	36W
iQB48009A036V	36-75V	3.6V	9A	32.4W
iQB48025A033V	36-75V	3.3V	25A	82.5W
iQB48020A033V	36-75V	3.3V	20A	66W
iQB48010A033V	36-75V	3.3V	10A	33W
iQB48025A025V	36-75V	2.5V	25A	62.5W
iQB48020A025V	36-75V	2.5V	20A	50W
iQB48010A025V	36-75V	2.5V	10A	25W
iQB48025A018V	36-75V	1.8V	25A	45W
iQB48015A018V	36-75V	1.8V	15A	27W
iQB48025A015V	36-75V	1.5V	25A	37.5W
iQB48025A012V	36-75V	1.2V	25A	30W

iQE Series

96W-204W Quarter Brick Converter

- Standard quarter brick footprint
- High efficiency (91%)
- 1500VDC isolation
- Constant switching frequency
- Low component count; low cost
- Wide-range Vin (3.3V out only)
- Low 10.41mm profile
- MTBF: 2.93M hours
- DOSA compliant



Series	Input Voltage	Output Voltage	Output Current	Output Power
iQE24007A150V	18-36V	15V	7A	105W
iQE24009120V	18-36V	12V	8.75A	105W
iQE24012A080V	18-36V	8V	12A	96W
iQE24024A050V	18-36V	5V	24A	120W
iQE24030A033V	18-36V	3.3V	30A	99W
iQE48010A150V	36-75V	15V	10A	150W
iQE48017A120V	36-75V	12V	17A	204W
iQE48014A080V	36-75V	8V	14A	112W
iQE48030A050V	36-75V	5V	30A	150W
iQE48040A033V	36-75V	3.3V	40A	132W
iQE4W 020A033V	18-75V	3.3V	20A	66W


ISOLATED DC-DC CONVERTERS

REGULATED CONVERTERS

iQL Series

200-300W, Quarter Brick Converter

- Standard single output quarter brick footprint
- Baseplate version for best thermal performance
- High efficiency (95%)
- Meets 0.5in height
- ASIC based design for low parts count & best cost
- DOSA compliant




Series	Input Voltage	Output Voltage	Output Current	Output Power
iQL48025A120V	36-75V	12V	25A	300W
iQL48030A096V	36-75V	9.6	30A	288W
iQL48045A050V	36-75V	5V	45A	225W
iQL48060A033V	36-75V	3.3V	60A	198W

iQM Series

72-300W, Quarter Brick Converter

- Standard quarter brick footprint
- High efficiency — greater than 90%
- 1500VDC isolation
- Constant switching frequency
- Low 12.7mm profile
- Open frame dual-PWB with baseplate
- DOSA compliant



Series	Input Voltage	Output Voltage	Output Current	Output Power
iQM48017A120V	36-75V	12.0V	17A	204W
iQM48033A050V	36-75V	5.0V	33A	165W
iQM48035A033V	36-75V	3.3V	35A	115.5W
iQM48050A033V	36-75V	3.3V	50A	165W
iQM48060A025V	36-75V	2.5V	60A	150W
iQM48050A025V	36-75V	2.5V	50A	125W
iQM48060A018V	36-75V	1.8V	60A	108W
iQM48060A015V	36-75V	1.5V	60A	90W
iQM48060A012V	36-75V	1.2V	60A	72W

ISOLATED DC-DC CONVERTERS

REGULATED CONVERTERS

iQN Series

72-300W, Quarter Brick Converter

- Standard quarter brick footprint
- High efficiency (93.5%)
- 1500VDC isolation
- Constant switching frequency
- High useable power
- Low 12.7mm profile
- MTBF: 2.3M hours
- DOSA compliant




Series	Input Voltage	Output Voltage	Output Current	Output Power
iQN48006A350V	36-75V	35V	6A	210W
iQN48007A280V	36-75V	28V	7A	196W

iQP Series

72-300W, Quarter Brick Converter

- Standard double-P quarter brick footprint
- High efficiency (91.5%)
- 1500VDC isolation
- Constant switching frequency
- Open frame dual-PWB with baseplate
- High useable power
- Low 12.7mm profile
- MTBF: 2.5M hours
- DOSA compliant



Series	Input Voltage	Output Voltage	Output Current	Output Power
iQP48021A120V	36-75V	12V	21A	252W
iQP48025A120V	36-75V	12V	25A	300W
iQP48050A050V	36-75V	5.0V	50A	250W
iQP48070A033V	36-75V	3.3V	70A	231W
iQP48080A025V	36-75V	2.5V	80A	200W
iQP48085A018V	36-75V	1.8V	85A	153W
iQP48100A015V	36-75V	1.5V	90A	135W
iQP48100A012V	36-75V	1.2V	100A	120W

ISOLATED DC-DC CONVERTERS

REGULATED CONVERTERS

iHA Series

72-448W, Half Brick Converter

- Standard half brick footprint
- High efficiency (90%)
- 1500VDC isolation
- Constant switching frequency
- Open frame dual PWB w/baseplate
- Low 12.7mm profile
- DOSA compliant



Series	Input Voltage	Output Voltage	Output Current	Output Power
iHA48016A280V	40-60V	28V	16A	448

iHG Series

50-300W, Single Board Half Brick Converter

- Low parts count, ASIC based
- Standard Half Brick footprint
- Optimized output power: 100W
- High efficiency (92.5%)
- Wide output trim voltage range
- Up to 70A of true usable current
- Low cost alternative to iHA
- DOSA compliant



Series	Input Voltage	Output Voltage	Output Current	Output Power
iHG48080A025V	36-75V	2.5V	80A	200W
iHG48030A033V	36-75V	3.3V	30A	99W
iHG48070A033V	36-75V	3.3V	70A	231W
iHG48010A050V	36-75V	5V	10A	50W
iHG48020A050V	36-75V	5V	20A	100W
iHG48060A050V	36-75V	5V	60A	300W

ISOLATED DC-DC CONVERTERS

REGULATED CONVERTERS

PAH Series (Single and dual outputs) 50-450W, 48V Half Brick Converter

- Standard Half brick footprint
- Wide adjustment range
- Zero pre-load
- ASIC Design
- Efficiency up to 88%
- Full power at 100°C (baseplate)

Series	Input Voltage	Output Voltage	Output Current	(Max) Output Power
PAH50S48-2.5	36-76V	2.25-2.75V	11.7A	29.3W
PAH75S48-2.5	36-76V	2.25-2.75V	17.5A	43.8W
PAH100S48-2.5	36-76V	2.25-2.75V	23.4A	58.5W
PAH150S48-2.5	36-76V	2.25-2.75V	35A	87.5W
PAH50S48-3.3	36-76V	2.97-3.63V	11.7A	38.6W
PAH75S48-3.3	36-76V	2.97-3.63V	17.5A	57.8W
PAH100S48-3.3	36-76V	2.97-3.63V	23.4A	77.2W
PAH150S48-3.3	36-76V	2.97-3.63V	35A	115.5W
PAH50S48-5	36-76V	3-5.75V	10A	50W
PAH75S48-5	36-76V	3-5.75V	15A	75W
PAH100S48-5	36-76V	3-5.75V	20A	100W
PAH150S48-5	36-76V	3-5.75V	30A	150W
PAH50S48-12	36-76V	7.2-13.2V	4.2A	50.4W
PAH75S48-12	36-76V	7.2-13.2V	6.3A	75.6W
PAH100S48-12	36-76V	7.2-13.2V	8.4A	100.8W
PAH150S48-12	36-76V	7.2-13.2V	12.5A	150W
PAH200S48-12	36-76V	7.2-13.2V	16.7A	200.4W
PAH50S48-15	36-76V	9-16.5V	3.4A	51W
PAH75S48-15	36-76V	9-16.5V	5A	75W
PAH100S48-15	36-76V	9-16.5V	6.7A	100.5W
PAH150S48-15	36-76V	9-16.5V	10A	150W
PAH200S48-15	36-76V	9-16.5V	13.4A	201W
PAH50S48-24	36-76V	14.4-26.4V	2.1A	50.4W
PAH75S48-24	36-76V	14.4-26.4V	3.2A	76.8W
PAH100S48-24	36-76V	14.4-26.4V	4.2A	100.8W
PAH150S48-24	36-76V	14.4-26.4V	6.3A	151.2W
PAH200S48-24	36-76V	14.4-26.4V	8.4A	201.6W
PAH50S48-28	36-76V	16.8-30.8V	1.8A	50.4W
PAH75S48-28	36-76V	16.8-30.8V	2.7A	75.6W
PAH100S48-28	36-76V	16.8-30.8V	3.6A	100.8W
PAH150S48-28	36-76V	16.8-30.8V	5.4A	151.2W
PAH200S48-28	36-76V	16.8-30.8V	7.2A	201.6W
PAH150S48-48	36-76V	38.4-57.6V	3.2A	153.6W
PAH75D242518	36-76V	2.5/1.8V	15A	45W
PAH75D482518	36-76V	2.5/1.8V	15A	45W
PAH75D243318	36-76V	3.3/1.8V	15A	50W
PAH75D483318	36-76V	3.3/1.8V	15A	50W
PAH75D243325	18-36V or 36-76V	3.3/2.5V	15A	60W
PAH75D483325	18-36V or 36-76V	3.3/2.5V	15A	60W
PAH75D245033	18-36V or 36-76V	5.0/3.3V	15A	75W
PAH75D485033	18-36V or 36-76V	5.0/3.3V	15A	75W
PAH300S24-12	18-36V or 36-76V	7.2-13.2V	25A	300W
PAH300S48-12	18-36V or 36-76V	7.2-13.2V	25A	300W
PAH300S24-28	18-36V or 36-76V	16.8-33V	11A	300W
PAH300S48-28	18-36V or 36-76V	16.8-33V	11A	300W
PAH350S48-12	18-36V or 36-76V	7.2-13.2V	29.2A	350W
PAH350S24-28	18-36V or 36-76V	16.8-33V	112.5A	350W
PAH350S48-28	18-36V or 36-76V	16.8-33V	112.5A	350W

ISOLATED DC-DC CONVERTERS

REGULATED CONVERTERS

iFA Series

700W, Full Brick Converter

- Industry standard full brick
- High power density > 126W/in³
- High efficiency (93.5%)
- Up to 700W of output power in high ambient temperature with air flow
- Complete line offering for wireless applications
- Wide output voltage trim voltage

- Size: 116.8 x 61.0 x 12.8mm
- MTBF: >1.5M hours
- DOSA compliant



Series	Input Voltage	Output Voltage	Output Current	Output Power
iFA48023A300V	42-60V	30V	23.3A	700W
iFA48021A280V	36-75V	28V	21.4A	599W
iFA48018A280V	36-75V	28V	18A	504W
iFA24021A280V	19-36V	28V	21.5A	602W
iFA24018A280V	19-36V	28V	18A	504W
iFA24015A280V	18-36V	28V	15A	420W
iFA48050A120V	36-75V	12V	50A	600W
iFA48042A120V	36-75V	12V	42A	504W

PAF Series

700W, Full Brick Converter

- High power density > 126W/inch³
- Efficiency up to 90%
- Up to 700W of output power in high ambient temperature with air flow

- Complete line offering for wireless applications
- Wide output voltage trim range
- Size: 116.8 x 61.0 x 12.8mm

Series	Input Voltage	Output Voltage	Output Current	(Max) Output Power
PAF400F280-1.8	200-400V	1-2.6V	100A	240W
PAF400F280-3.3	200-400V	2.2-4.2V	100A	390W
PAF400F280-5	200-400V	2.9-6V	80A	450W
PAF500F48-3.3	36-76V	2.0-4.0V	80A	264W
PAF500F48-5	36-76V	3.0-6.0V	80A	400W
PAF500F24-12	19-36or26-76V	7.2-13.2V	42A	504W
PAF500F48-12	19-36or26-76V	7.2-13.2V	42A	504W
PAF500F24-28	18-36or36-76V	16.8-30.8V	18A	504W
PAF500F48-28	18-36or36-76V	16.8-30.8V	18A	504W
PAF600F24-12	20-36/36-76V	7.2-13.2V	50A	600W
PAF600F48-12	20-36/36-76V	7.2-13.2V	50A	600W
PAF600F24-28	19-36/36-76V	16.8-30.8V	21.5A	602W
PAF600F48-28	19-36/36-76V	16.8-30.8V	21.5A	602W
PAF450F280-12	200-400V	7.2-14.4V	38A	456W
PAF600F280-12	200-400V	7.2-14.4V	50A	600W
PAF450F280-24	200-400V	14.4-28.8V	19A	456W
PAF600F280-24	200-400V	14.4-28.8V	25A	600W
PAF450F280-28	200-400V	16.8-33.6V	16.5A	462W
PAF600F280-28	200-400V	16.8-33.6V	21.5A	602W
PAF450F280-48	200-400V	28.8-57.6V	9.5A	456W
PAF600F280-48	200-400V	28.8-57.6V	12.5A	600W
PAF700F48-12	36-76V	7.2-13.8V	58.2A	702W
PAF700F48-28	36-76V	16.8-32.2V	25A	700W

ISOLATED DC-DC CONVERTERS

PXE Series

Series	Input Voltage	Output Voltage	Output Current	Output Power
PXE30-12S3P3	9.0-18V	3.3V	6A	18W
PXE30-24WS3P3	10.0-40V	3.3V	6A	20W
PXE30-24S3P3	18-36V	3.3V	6A	18W
PXE30-48WS3P3	18-75V	3.3V	6A	20W
PXE30-48S3P3	36-75V	3.3V	6A	18W
PXE20-24WS05	9.0-36V	5V	4A	20W
PXE20-48WS05	18-75V	5V	4A	20W
PXE30-12S05	9.0-36V	5V	6A	30W
PXE30-24WS05	18-75V	5V	6A	30W
PXE30-24S05	9.0-18V	5V	6A	30W
PXE30-48WS05	10.0-40V	5V	6A	30W
PXE30-48S05	18-36V	5V	6A	30W
PXE20-24WS12	18-75V	12V	1.67A	20W
PXE20-48WS12	36-75V	12V	1.67A	20W
PXE30-12S12	9.0-36V	12V	2.5A	30W
PXE30-24WS12	18-75V	12V	2.5A	30W
PXE30-24S12	9.0-18V	12V	2.5A	30W
PXE30-48WS12	10.0-40V	12V	2.5A	30W
PXE30-48S12	18-36V	12V	2.5A	30W
PXE20-24WS15	9.0-36V	15V	1.33A	20W
PXE20-48WS15	18-75V	15V	1.33A	20W
PXE30-12S15	9.0-18V	15V	2A	30W
PXE30-24WS15	10.0-40V	15V	2A	30W
PXE30-24S15	18-36V	15V	2A	30W
PXE30-48WS15	18-75V	15V	2A	30W
PXE30-48S15	36-75V	15V	2A	30W
PXE20-24WD05	9.0-36V	+5/-5V	+2/-2A	20W
PXE20-48WD05	18-75V	+5/-5V	+2/-2A	20W
PXE20-24WD12	9.0-36V	+12/-12V	+ .833/- .833A	20W
PXE20-48WD12	18-75V	+12/-12V	+ .833/- .833A	20W
PXE30-12D12	9.0-18V	+12/-12V	+1.25/-1.25A	30W
PXE30-24D12	18-36V	+12/-12V	+1.25/-1.25A	30W
PXE30-48D12	36-75V	+12/-12V	+1.25/-1.25A	30W
PXE20-24WD15	9.0-36V	+15/-15V	+ .666/- .666A	20W
PXE20-48WD15	18-75V	+15/-15V	+ .666/- .666A	20W
PXE30-12D15	9.0-18V	+15/-15V	+1.0/-1.0A	30W
PXE30-24D15	18-36V	+15/-15V	+1.0/-1.0A	30W
PXE30-48D15	36-75V	+15/-15V	+1.0/-1.0A	30W

ISOLATED DC-DC CONVERTERS

PXF Series

Series	Input Voltage	Output Voltage	Output Current	Output Power
PXF40-12S3P3	9.0-18V	3.3V	8A	40W
PXF40-24S3P3	18-36V	3.3V	8A	40W
PXF40-48S3P3	36-75V	3.3V	8A	40W
PXF40-12S3P5	9.0-18V	5V	8A	40W
PXF40-24S3P5	18-36V	5V	8A	40W
PXF40-48S3P5	36-75V	5V	8A	40W
PXF40-12S3P12	9.0-18V	12V	3.33A	40W
PXF40-24S3P12	18-36V	12V	3.33A	40W
PXF40-48S3P12	36-75V	12V	3.33A	40W
PXF40-12S3P15	9.0-18V	15V	3.33A	40W
PXF40-24S3P15	18-36V	15V	3.33A	40W
PXF40-48S3P15	36-75V	15V	3.33A	40W
PXF40-12D12	9.0-18V	+12/-12V	+1.80/-1.80A	40W
PXF40-24D12	18-36V	+12/-12V	+1.80/-1.80A	40W
PXF40-48D12	36-75V	+12/-12V	+1.80/-1.80A	40W
PXF40-12D15	9.0-18V	+15/-15V	+1.40/-1.40A	40W
PXF40-24D15	18-36V	+15/-15V	+1.40/-1.40A	40W
PXF40-48D15	36-75V	+15/-15V	+1.40/-1.40A	40W
PXF40-24D24	18-36V	+24/-24V	+1.0/-1.0A	40W
PXF40-12T3312	9.0-18V	3.3,+12/-12V	6.0,+ .40/- .40A	40W
PXF40-24T3312	18-36V	3.3,+12/-12V	6.0,+ .40/- .40A	40W
PXF40-48T3312	36-75V	3.3,+12/-12V	6.0,+ .40/- .40A	40W
PXF40-12T0512	9.0-18V	5,+12/-12V	6.0,+ .40/- .40A	40W
PXF40-24T0512	18-36V	5,+12/-12V	6.0,+ .40/- .40A	40W
PXF40-48T0512	36-75V	5,+12/-12V	6.0,+ .40/- .40A	40W

PXD Series

Series	Input Voltage	Output Voltage	Output Current	Output Power
PXD10-12S3P3	9.0-18V	3.3V	2A	6.6W
PXD10-24S3P3	18-36V	3.3V	2A	6.6W
PXD10-48S3P3	36-75V	3.3V	2A	6.6W
PXD20-12S3P3	9.0-18V	3.3V	5A	16.5W
PXD20-24S3P3	18-36V	3.3V	5A	16.5W
PXD20-48S3P3	36-75V	3.3V	5A	16.5W
PXD10-24WS05	9.0-36V	5V	2A	10W
PXD10-48WS05	18-75V	5V	2A	10W
PXD20-12S05	9.0-18V	5V	4A	20W
PXD20-24S05	18-36V	5V	4A	20W
PXD20-48S05	36-75V	5V	4A	20W
PXD10-24WS12	9.0-36V	12V	0.93A	10W
PXD10-48WS12	18-75V	12V	0.83A	10W
PXD20-12S12	9.0-18V	12V	1.67A	20W
PXD20-24S12	18-36V	12V	1.67A	20W
PXD20-48S12	36-75V	12V	1.67A	20W
PXD10-24WS15	9.0-36V	15V	0.67A	10W
PXD10-48WS15	18-75V	15V	0.67A	10W
PXD20-12S15	9.0-18V	15V	1.33A	20W
PXD20-24S15	18-36V	15V	1.33A	20W
PXD20-48S15	36-75V	15V	1.33A	20W


ISOLATED DC-DC CONVERTERS

CC-E Series

1.5 to 25W output, 5 year warranty

CC-E Series Features

- Compact size; small foot print and low profile
- Output voltage adjustment
- Input – output isolation
- No external components are needed
- No tantalum or electrolytic capacitors are used
- Remote On/Off control
- Lightweight
- RoHS compliant
- Halogen free PCB
- Available both in DIP and SMD type
- UL60950-1, C-UL CSA60950-1 and EN60950-1 approved



Part Numbers & Ratings:

Output Power	Input Voltage	Output Voltage					
		3.3V	5V	12V	15V*	±12V (24V)	±15V* (30V)
1.5W	5V	CC1R5-0503SF-E	CC1R5-0505SF-E	CC1R5-0512SF-E	CC1R5-0512SF-E	CC1R5-0512DF-E	CC1R5-0512DF-E
	12V	CC1R5-1203SF-E	CC1R5-1205SF-E	CC1R5-1212SF-E	CC1R5-1212SF-E	CC1R5-1212DF-E	CC1R5-1212DF-E
	24V	CC1R5-2403SF-E	CC1R5-2405SF-E	CC1R5-2412SF-E	CC1R5-2412SF-E	CC1R5-2412DF-E	CC1R5-2412DF-E
	48V	CC1R5-4803SF-E	CC1R5-4805SF-E	CC1R5-4812SF-E	CC1R5-4812SF-E	CC1R5-4812DF-E	CC1R5-4812DF-E
3W	5V	CC3-0503SF-E	CC3-0505SF-E	CC3-0512SF-E	CC3-0512SF-E	CC3-0512DF-E	CC3-0512DF-E
	12V	CC3-1203SF-E	CC3-1205SF-E	CC3-1212SF-E	CC3-1212SF-E	CC3-1212DF-E	CC3-1212DF-E
	24V	CC3-2403SF-E	CC3-2405SF-E	CC3-2412SF-E	CC3-2412SF-E	CC3-2412DF-E	CC3-2412DF-E
	48V	CC3-4803SF-E	CC3-4805SF-E	CC3-4812SF-E	CC3-4812SF-E	CC3-4812DF-E	CC3-4812DF-E
6W	5V	CC6-0503SF-E	CC6-0505SF-E	CC6-0512SF-E	CC6-0512SF-E	CC6-0512DF-E	CC6-0512DF-E
	12V	CC6-1203SF-E	CC6-1205SF-E	CC6-1212SF-E	CC6-1212SF-E	CC6-1212DF-E	CC6-1212DF-E
	24V	CC6-2403SF-E	CC6-2405SF-E	CC6-2412SF-E	CC6-2412SF-E	CC6-2412DF-E	CC6-2412DF-E
	48V	CC6-4803SF-E	CC6-4805SF-E	CC6-4812SF-E	CC6-4812SF-E	CC6-4812DF-E	CC6-4812DF-E
10W	5V	CC10-0503SF-E	CC10-0505SF-E	CC10-0512SF-E	CC10-0512SF-E	CC10-0512DF-E	CC10-0512DF-E
	12V	CC10-1203SF-E	CC10-1205SF-E	CC10-1212SF-E	CC10-1212SF-E	CC10-1212DF-E	CC10-1212DF-E
	24V	CC10-2403SF-E	CC10-2405SF-E	CC10-2412SF-E	CC10-2412SF-E	CC10-2412DF-E	CC10-2412DF-E
	48V	CC10-4803SF-E	CC10-4805SF-E	CC10-4812SF-E	CC10-4812SF-E	CC10-4812DF-E	CC10-4812DF-E
15W	24V	CC15-2403SF-E	CC15-2405SF-E				
25W	24V	CC25-2403SF-E	CC25-2405SF-E				

* TRM and -Vout are shorted.

- It is possible to use the ±12V output as a single 24V output. It is also possible to use the ±15V output as a single 30V output.
- The product names in the above chart are DIP type. For SMD type, the "F" becomes an "R".


Please contact your TDK representative for specifications and more information.

NON-ISOLATED DC-DC CONVERTERS

POINT OF LOAD

iAA Series – Single Output 80W


- Surface mountable
- High efficiency (95%)
- Up to 80W of power
- Size: 33 x 13.5 x 8.5mm
- MTBF: >14.6M hours
- DOSA compliant



Series	Input Voltage	Output Voltage	Output Current	Output Power
iAA05015A025V	4.5-5.5V	3.3V	15A	49.5W
iAA05015A025V	3.0-5.5V	2.5V	15A	37.5W
iAA05015A008V	3.0-5.5V	0.75-3.63V	15A	49.5W

iAC Series – Single Output 80W

- Surface mountable
- High efficiency (95%)
- Output tracking capable
- Size: 33 x 13.5 x 8.5mm
- MTBF: >13.7M hours
- DOSA compliant



Series	Input Voltage	Output Voltage	Output Current	(Max) Output Power
iAC12016A008V	6.0-14V	0.8-5.0V	16A	80W

iAD Series – Single Output 80W

- Through-hole (SIP)
- High efficiency (95%)
- Size: 50.8 x 14 x 7.9mm
- MTBF: >13.7M hours
- DOSA compliant



Series	Input Voltage	Output Voltage	Output Current	(Max) Output Power
iAD12016A008V	6.0-14V	0.8-5.0V	16A	80W

Please contact your TDK representative for specifications and more information.

NON-ISOLATED DC-DC CONVERTERS

POINT OF LOAD AND BUS CONVERTERS

iBA Series – Single Output up to 35W

- Surface mountable
- High efficiency (95%)
- Size: 20.3 x 11.4 x 8.76mm
- MTBF: >18.7M hours
- DOSA compliant



Series	Input Voltage	Output Voltage	Output Current	(Max) Output Power
iBA05008A008V	3.0-5.5V	0.75-3.63V	8A	26.4W

iBC Series – Single Output up to 35W

- Surface mountable
- High efficiency (95%)
- Offers tracking pin
- Non-tracking option available in same footprint as iBA
- Size: 27.9 x 11.4 x 8.38mm
- MTBF: >15.4M hours
- DOSA compliant



Series	Input Voltage	Output Voltage	Output Current	(Max) Output Power
iBC12007A008V	6.0-14V	0.8-5.0V	7A	35W

AC-DC PRODUCTS

PFE Series

The full brick AC-DC modules compliment the TDK range of brick modules, by providing an AC-DC front end, suitable for powering the DC-DC products to construct a complete power supply.

Requiring only minimal additional components, these converters can be rapidly combined to create a full custom design. The PFE500 models provide a single DC output and can be combined with DC-DC converters for multiple output solutions.

The PFE700 module provides a nominal, semi-regulated DC output suitable for driving DC-DC converters in a distributed BUS architecture.




- Power factor correction
- Efficiency up to 89%
- Full brick size: 116.8x61x12.7mm

	PFE500	PFE500	PFE500	PFE700
Output power	396W	504W	504W	714W
Output voltages	12V	28V	48V	51V
Output currents	33A	18A	10.5A	14A
Input voltage	85-265V AC	85-265V AC	85-265V AC	85-265V AC

FRONT END POWER SUPPLIES

FPS Series

The FPS series will save space on rack mount requirements for telecommunication and data communication equipment. The low profile, hot-swap capable AC-DC front-end power supply fits into 1U/19" rack for up to 300W/rack.



	FPS-1000-48	FPS-1000-32	FPS-1000-24
Nominal output voltage	48V	32V	24V
Output voltage adj. range	43V ~ 58V	28.8V ~ 38.4V	21.5V ~ 29V
Nominal output current	21A	31A	40A
Maximum output power	1008W	992W	960W
Input voltage	85 - 265VAC, 47 ~ 63Hz, single phase		
Efficiency (typ)	85/88% at 100/200VAC, maximum output power, Ta = 25°C		
Protection	Over current protection, Over voltage protection, Over temperature protection		
Front panel LED indicators	AC OK (green), DC OK (green), DC FAIL (red)		
Operating ambient temp.	0 ~ 50°C (by internal fans. Variable speed control)		
Dimensions (W x H x D)	127 x 41 x 290mm, refer to outline drawing		

Please contact your TDK representative for specifications and more information.

AC-DC PRODUCTS

TH Series

- 1U high
- Up to 8000W in 19" rack
- Hot swap capable
- High efficiency
- Full array of signals
- Uses less cabinet space
- Suitable for N+1 redundancy

	Output Voltage	Output Current	Maximum Power
TH120012	12V	100V	1200W
TH120024	24V	50A	1250W
TH120048	48V	25A	1250W
TH200048	48V	40A	2000W
TH250048	48V	50A	2500W
THR4	19" rack holds up to 4 TH modules; 200A maximum output current.		
THR400	19" rack holds up to 4 TH modules; 400A maximum output current. Screw terminal input connection.		
THRBP	Blanking panel for one module slot.		
THR4NIC	Network interface card for 48V systems.		
THR4NIC12	Network interface card for 12V systems.		
THR4NIC24	Network interface card for 24V systems.		

TL Series

	Output Voltage	Output Current	Maximum Power
TL50012	12V	40A	500W
TL75012	12V	60A	750W
TL50024	24V	20A	500W
TL100024	24V	40A	1000W
TL150024	24V	55A	1500W
TL50048	48V	10A	500W
TL100048	48V	20A	1000W
TL150048	48V	30A	1500W
TL200048	48V	40A	2000W
TL250048	48V	50A	2500W
TLR5	19" rack holds up to 5 TL modules		
TLRBP	Blanking panel for one module slot		
TLRC01	Signal cable		
TLCK	12C communications kit		
TLHB19	Angled baffle kit (for horizontal air flow)		

Please contact your TDK representative for specifications and more information.

AC-DC PRODUCTS

GENERAL PURPOSE POWER SUPPLIES

HWS Series

Designed to comply with the RoHS directive, the HWS series is 60% smaller in volume than the former product because of its high efficiency design. Seven models from 15W to 1500W provide output voltages from 3.3V to 48V in 10 packages.

Series	HWS
Power	15-1500W
Number of outputs	1
Output voltage setting range	3.3V-60V
Input Voltage	Universal 85-265VAC/108VAC 3 Phase Model
Format	Closed case w/internal fans
Warranty	5 years

RTW Series

The RTW series of single ultra low output power supplies (50 to 300W) will all fit within a 1U rack format and are designed for no fan or low airflow applications.

50W Type

Output Voltage	Current	Part Number w/out cover	Part Number w/cover	L type*
3.3V	12.5A	RTW03-12R	RTW03-12RC	RTW03-12RL
5V	10A	RTW05-10R	RTW05-10RC	RTW05-10RL
12V	4.3A	RTW12-4R3	RTW12-4R3C	RTW12-4R3L
15V	3.5A	RTW15-3R5	RTW15-3R5C	RTW15-3R5L
24V	2.2A	RTW24-2R2	RTW24-2R2C	RTW24-2R2L
28V	1.8A	RTW28-1R8	RTW28-1R8C	RTW28-1R8L
48V	1.1A	RTW48-1R1	RTW48-1R1C	RTW48-1R1L

150—300W Type

Output Voltage	Current	Part Number w/out cover	Part Number w/cover	L type*
3.3V	25A	RTW03-25R	RTW03-25RC	RTW03-25RL
5V	20A	RTW05-20R	RTW05-20RC	RTW05-20RL
12V	8.4A	RTW12-8R4	RTW12-8R4C	RTW12-8R4L
15V	6.7A	RTW15-6R7	RTW15-6R7C	RTW15-6R7L
24V	4.2A	RTW24-4R2	RTW24-4R2C	RTW24-4R2L
28V	3.6A	RTW28-3R6	RTW28-3R6C	RTW28-3R6L
48V	2.1A	RTW48-2R1	RTW48-2R1C	RTW48-2R1L



100W Type

Output Voltage	150W Current	Part Number w/out cover	350W Current	Part Number w/cover
3.3V	35A	RTW03-35RC	70A	RTW03-70RH
5V	30A	RTW05-30RC	60A	RTW05-60RH
12V	12.5A	RTW12-12RC	25A	RTW12-25RH
15V	10A	RTW15-10RC	20A	RTW15-60RH
24V	6.3 A (Peak 10)	RTW24-6R3C	13A (Peak 20)	RTW24-13RH
28V	5.4A	RTW28-5R4C	11A	RTW28-11RH
48V	3.2A	RTW48-3R2C	6.5A	RTW48-6R5H

AC-DC PRODUCTS

GENERAL PURPOSE POWER SUPPLIES

SWS Series

An optimum solution in cost and quality. The SWS series provides all output voltages from 3.3V to 60V and offers a power range from 50W up to 1000W in 8 package sizes.



Series	SWS
Power	50W – 1000W
Number of outputs	1
Output voltage set point	3.3V-60V
Input Voltage	Universal 85-265VAC
Format	Closed case
Warranty	2 or 3 years

Alpha

Alpha is a real “powerpack” with the 1500W model offering up to 16 different outputs, with voltage ranging from 1.8 to 48V. The 1000W and 1500W power ranges available cover a wide range of applications. Fast-On terminals ensure quick installation of Alpha into customers’ applications.



Series	Alpha
Power	1000, 1500W
Number of outputs	1-16
Output voltage	2V-48V
Input Voltage	Universal 85-265VAC
Format	Closed case
Warranty	3 years

AC-DC PRODUCTS

NV Power 175/300 W

NV Power is based around a configurable planar transformer and employs *Multiple Efficiency Gain (MEG)* technology to achieve its class leading efficiency for multiple output PSUs.


The TDK approach is essentially a unique use of synchronous rectifiers in a resonant topology. The NV-300 and the NV-175 each boast class leading power densities: 6.6W/in³ for the sub 400W modular and 9.36W/in³ for the multi-output sub 200W supplies.



Series	NV Power 175W	NV Power 300W
Power	175/200W	300W
Input voltage	Universal 90-265VAC	Universal 90-265VAC
Number of outputs	1-5	1-5
Output voltage	1.5-28V	1.5-28V
Format	Open frame/closed case	
Warranty	3 years	3 years

MTW Series Triple Output Power Supplies

The MTW series of 15 to 60W low profile triple output units fit within the 1U rack format.



- Universal 85-265VAC input
- 5V isolated from +12V/-12V out
- 3 year warranty

Series	MTW15-51212	MTW30-51212	MTW60-51212
Output Voltage	Current	Current	Current
+5.0V	2.0A (Peak 3.0)	3.0A (Peak 4.5)	5.0A (Peak 7.0)
+12.0V	0.2A (Peak 0.6)	1.2A (Peak 2.0)	2.5A (Peak 3.5)
-12.0V	0.2A (Peak 0.3)	0.3A (Peak 0.45)	5.0A (Peak 7)

Please contact your TDK representative for specifications and more information.

AC-DC PRODUCTS

MODULAR POWER SUPPLIES

NV Power 350/700 W


The NV350/700 modular units provide up to 960W in a low profile 1U package. All units come complete with medical safety approvals.



Series	NV Power 350W	NV Power 700W
Power	350W	700W
Number of outputs	1-6	1-8
Output voltage	3.2-32V	3.2-32V
Format	Open frame/closed case	Open frame/closed case
Warranty	3 years	3 years

Vega Lite

The Vega Lite series is the most diversified modular power supply manufactured by TDK. A broad range of output modules, signals, safety approvals and cooling options are available.



Series	Vega Lite
Power	550, 750W
Power at highline input	700, 900W
Number of outputs	1-11
Output voltage	1.8-56V
Input voltage	Universal 85-265 VAC
Input voltage highline	170-265 VAC
Format	Closed case
Warranty	3 years

Please contact your TDK representative for specifications and more information.

DC-AC INVERTERS

INVERTERS FOR LCD BACKLIGHT APPLICATIONS

CXA Series

Designed for driving cold cathode fluorescent lamps (CCFL) in industrial and consumer applications. The extensive range includes single and multiple output types both with or without dimming control.

Dimming Inverters

Part Number	Panel Size (inch) (*1)	Number of Outputs	Specifications			Output Connector	Optional Function			
			Input Voltage(V)	Open Voltage (Vrms) typ.	Output Current (mA _{rms})		High accuracy (*2)	Remote Function	Alarm Function (*3)	Shutdown Function (*4)
CXA-L0605-VJL	3~15	1	4.75~5.25	1600	6~3	SM02(8.0)B-BHS-1-TB(LF)(SN) / JST	●	●	-	-
CXA-L0605-VSL	3~15	1	4.75~5.25	1600	6~3	SM02B-BHSS-1-TB(LF)(SN) / JST	●	●	-	-
CXA-L0612A-VJL	3~15	1	9.6~15	1800	6~1.6	SM02(8.0)B-BHS-1-TB(LF)(SN) / JST	●	●	-	-
CXA-L0612A-VJR	3~15	1	9.6~15	1800	6~1.6	SM02(8.0)B-BHS-1-TB(LF)(SN) / JST	●	●	-	-
CXA-L0612A-VSL	3~15	1	9.6~15	1800	6~1.6	SM02B-BHSS-1-TB(LF)(SN) / JST	●	●	-	-
CXA-L0712-VJL	3~15	1	9.6~15	1600	7~2.5	SM02(8.0)B-BHS-1-TB(LF)(SN) / JST	●	●	-	-
CXA-0461	3~15	1	10.8~13.2	1800	5~2.2	SM02(8.0)B-BHS-1-TB(LF)(SN) / JST	●	●	●	●
CXA-0435	3~15	1	10.8~13.2	1700	6.5~2.5	SM02(8.0)B-BHS-1-TB(LF)(SN) / JST	●	●	●	●
CXA-0492	3~15	1	10.8~13.2	2200	6.0~2.6	SM02(8.0)B-BHS-1-TB(LF)(SN) / JST	●	●	●	●
CXA-0490	3~15	1	10.8~13.2	2300	6~3	SM02(8.0)B-BHS-1-TB(LF)(SN) / JST	●	●	●	●
CXA-L0624-VJL	3~15	1	20~28	1500	6~3	SM02(8.0)B-BHS-1-TB(LF)(SN) / JST	●	●	-	-
CXA-L0624-VSL	3~15	1	20~28	1500	6~3	SM02B-BHSS-1-TB(LF)(SN) / JST	●	●	-	-
CXA-0406	5~6	2	4.75~5.25	1150	6.4~3.2	SM02(8.0)B-BHS-1-TB(LF)(SN) / JST	-	●	●	●
CXA-0320	5~6	2	10.8~13.2	1250	5~2.2	SM02(8.0)B-BHS-1-TB(LF)(SN) / JST	●	●	●	-
CXA-0462	5~6	2	10.8~13.2	1500	5~2.2	SM03(7-D1)B-BHS-1-TB(LF)(SF) / JST	●	●	●	●
CXA-0420	5~8	2	4.5~13.2	1300	5~2.5	SM03(7-D1)B-BHS-1-TB(LF)(SF) / JST	●	●	●	●
CXA-0356	5~8	2	4.75~5.25	1600	6~3	SM02(8.0)B-BHS-1-TB(LF)(SN) / JST	-	●	-	-
CXA-0326	5~8	2	9~19	1300	5.5~2.7	SM02(8.0)B-BHS-1-TB(LF)(SN) / JST	●	●	●	-
CXA-0395	5~8	2	10.8~13.2	1500	6~2.5	SM03(7-D1)B-BHS-1-TB(LF)(SF) / JST	●	●	●	●
CXA-0437	5~8	2	10.8~13.2	1350	5~2.6	SM03(7-D1)B-BHS-1-TB(LF)(SF) / JST	●	●	●	●
CXA-0441	5~8	2	4.5~5.5	1350	5~2.6	SM03(7-D1)B-BHS-1-TB(LF)(SF) / JST	●	●	●	●
CXA-0463	5~10	2	10.8~13.2	1500	6~2.5	SM03(7-D1)B-BHS-1-TB(LF)(SF) / JST	●	●	●	●
CXA-0271	5~10	2	10.8~13.2	1500	6~2	SM02(8.0)B-BHS-1-TB(LF)(SN) / JST	●	●	●	●
CXA-0457	5~10	2	10.8~13.2	1650	6.5~3.7	SM02(8.0)B-BHS-1-TB(LF)(SN) / JST	●	●	●	●
CXA-0308	10	2	10.8~13.2	1250	5~2	SM03(4.0)B-BHS-1-TB(LF)(SN) / JST	●	●	●	●
CXA-0496	10	2	10.8~13.2	1550	6~4.3	SM03(7-D1)B-BHS-1-TB(LF)(SN) / JST	●	●	●	●
CXA-0474	10	2	10.8~13.2	1850	5~2.5	SM03(7-D1)B-BHS-1-TB(LF)(SN) / JST	●	●	●	●
CXA-0368	10~12	2	10.8~13.2	1600	6~2	SM03(7-D1)B-BHS-1-TB(LF)(SN) / JST	●	●	●	●
CXA-P1212B-WJL	10~12	2	10.8~13.2	1700	6~2	SM02(8.0)B-BHS-1-TB(LF)(SN) / JST	●	●	●	●
CXA-P1212C-WJL	10~12	2	10.8~13.2	1700	6~2	SM03(7-D1)B-BHS-1-TB(LF)(SN) / JST	●	●	●	●
CXA-0359	12	2	11.4~12.6	1700	5~2.2	SM03(7-D1)B-BHS-1-TB(LF)(SN) / JST	●	●	●	●
CXA-0454	12	2	10.8~13.2	1700	6~2	SM02(8.0)B-BHS-1-TB(LF)(SN) / JST	●	●	●	●
CXA-0217	10~15	2	9.6~14.4	1500	6~2	SM02(8.0)B-BHS-1-TB(LF)(SN) / JST	●	●	-	-
CXA-0231	10~15	2	9.6~14.4	1700	6~1.5	SM02(8.0)B-BHS-1-TB(LF)(SN) / JST	●	●	-	-
CXA-P1612-VJL	10~15	2	10.8~13.2	1600	8~4	SM02(8.0)B-BHS-1-TB(LF)(SN) / JST	●	●	-	-
CXA-0508	15	2	11.4~12.6	1800	6.5~3	SM02(8.0)B-BHS-1-TB(LF)(SN) / JST	●	●	●	●
CXA-0453	10~12	4	10.8~13.2	1600	6.5~3.7	SM03(7-D1)B-BHS-1-TB(LF)(SN) / JST	●	●	●	●

(*1) The panel size is for reference only

(*2) Output current regulated

(*3) Output Alarm Signal (SV) is located on the input connector.

Inverter will shut down after 3 seconds when outputs are open (disconnected load)

DC-AC INVERTERS

Dimming Inverters

Part Number	Panel Size (inch) (*1)	Number of Outputs	Specifications			Output Connector	Optional Function			
			Input Voltage(V)	Open Voltage (Vrms) typ.	Output Current (mA rms)		High accuracy (*2)	Remote Function	Alarm Function (*3)	Shutdown Function (*4)
CXA-0384	15	2	10.8~13.2	1600	6.5~3	SM02B-BHSS-1-TB(LF)(SN) / JST SM02(4.0)B-BHS-1TB(LF)(SN) / JST	•	•	•	•
CXA-0385	15	4	10.8~13.2	1600	6.5~3	SM02B-BHSS-1-TB(LF)(SN) / JST SM02(4.0)B-BHS-1TB(LF)(SN) / JST	•	•	•	•
CXA-0442	15	4	10.8~13.2	2100	6~3	SM02(8.0)B-BHS-1-TB(LF)(SN) / JST	•	•	•	•
CXA-0503	15	6	11.4~12.6	1850	6.5~4.2	SM03(6.0)B-BHS-1R-TB(LF)(SN) / JST SM03(4.0)B-BHS-1TB(LF)(SN) / JST	•	•	•	•
CXA-0346	15~17	4	10.8~13.2	1600	7~3.25	SM03(7-D1)B-BHS-1-TB(LF)(SN) / JST	•	•	-	•
CXA-0488	15~17	4	10.8~13.2	1900	6.9~3.8	SM02B-BHSS-1-TB(LF)(SN) / JST	•	•	•	•
CXA-0494	15~17.5	4	10.8~13.2	2150	5~4.3	SM02B-BHSS-1-TB(LF)(SN) / JST SM02(4.0)B-BHS-1TB(LF)(SN) / JST	•	•	•	•
CXA-0379	19~21	6	11.4~12.6	1900	6~3	SM02B-BHSS-1-TB(LF)(SN) / JST	•	•	•	•

Non-Dimming Inverters

Part Number	Panel Size (inch) (*1)	Number of Outputs	Specifications			Output Connector	Optional Function			
			Input Voltage	Open Voltage (Vrms) typ.	Output Current (mA rms)		High accuracy (*2)	Remote Function	Alarm Function (*3)	Shutdown Function (*4)
CXA-L0505-NJL	3~15	1	5	1500	5	SM02(8.0)B-BHS-1-TB(LF)(SN) / JST	-	-	-	-
CXA-L0512-NJL	3~15	1	12	1500	5	SM02(8.0)B-BHS-1-TB(LF)(SN) / JST	-	-	-	-
CXA-L0524-NJL	3~15	1	24	1500	5	SM02(8.0)B-BHS-1-TB(LF)(SN) / JST	-	-	-	-
CXA-P1012-NJL	5~12	2	12	1500	5	SM02(8.0)B-BHS-1-TB(LF)(SN) / JST	-	-	-	-
CXA-P1024-NJL	5~12	2	24	1500	5	SM02(8.0)B-BHS-1-TB(LF)(SN) / JST	-	-	-	-

Non-Dimming PCB Mounting Inverters

Part Number	Panel Size (inch) (*1)	Number of Outputs	Specifications			Output Connector	Optional Function			
			Input Voltage	Open Voltage (Vrms) typ.	Output Current (mA rms)		High accuracy (*2)	Remote Function	Alarm Function (*3)	Shutdown Function (*4)
CXA-L10A	3~8	1 and 2	5V	800	5	-	-	-	-	-
CXA-L10L	3~8	1 and 2	12V	800	5	-	-	-	-	-
CXA-P20L-L	3~8	1 and 2	12V	900	10	-	-	-	-	-
CXA-M10A-L	3~10	1 and 2	5V	1200	5	-	-	-	-	-
CXA-M10L-L	3~10	1 and 2	12V	1200	5	-	-	-	-	-
CXA-M10M-L	3~10	1 and 2	24V	1200	5	-	-	-	-	-

(*1) The panel size is for reference only

(*2) Output current regulated

(*3) Output Alarm Signal (5V) is located on the input connector.

Inverter will shut down after 3 seconds when outputs are open (disconnected load)

Please contact your TDK representative for specifications and more information.

VALUE ADDED DESIGN SOLUTIONS

Custom Power Solutions

Our value added services can provide unique solutions with non-standard power applications in instances where “off the shelf” product is not available. Our capabilities span from complete custom design, development and supply to taking standard products and modifying, adapting or integrating them into a complete product to meet your specific needs.




48 volt 750 watt rectifier power supply with N+1 redundancy and hot swap capability.




550 watt power supply with 10 outputs.




115 watt dual output DC/DC converter optimized for noise-critical customer-specific DSL application.



50 watt single output power supply with special cable assembly.



250 watt multiple output power supply with integral cooling and wiring loom.



580 watt AC-DC power supply with 4 outputs, N+1 redundancy and hot swap capability.



350 watt rack mounted multiple output unit with integral cooling and wiring loom.



High power multiple output power supply with integral cooling and wiring loom.

Please contact your TDK representative for specifications and more information.



P o w e r P r o d u c t s O v e r v i e w

TDK Corporation of America

1221 Business Center Drive, Mount Prospect, IL 60056

Phone: +1 (847) 803-6100

Fax: +1 (847) 803-1125

Email: POWER@tdktca.com

Visit our website: www.tdk.com

Mouser Electronics

Authorized Distributor

Click to View Pricing, Inventory, Delivery & Lifecycle Information:

[TDK:](#)

[CXA-P1212B-WJL](#) [CXA-0271](#) [CXA-0308](#)