

Thin-film Directional Couplers

For W-LAN

TFSC Series

Type: TFSC06054125-2113A1

Issue date: February 2013

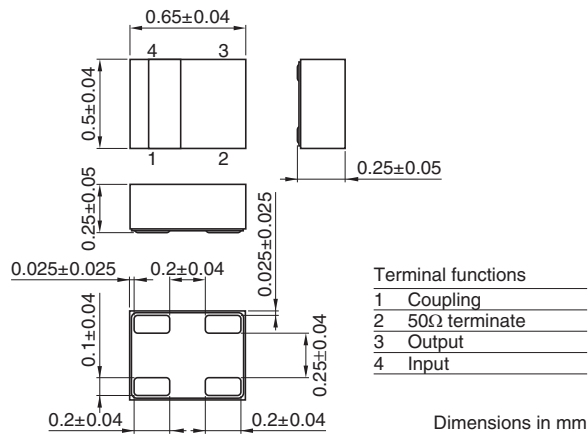
- All specifications are subject to change without notice.
 - Conformity to RoHS Directive: This means that, in conformity with EU Directive 2002/95/EC, lead, cadmium, mercury, hexavalent chromium, and specific bromine-based flame retardants, PBB and PBDE, have not been used, except for exempted applications.
-

Thin-film Directional Couplers For W-LAN

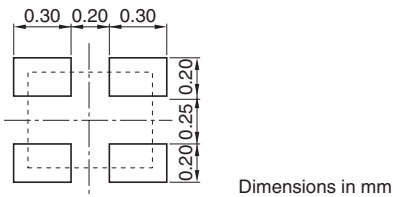
Conformity to RoHS Directive

TFSC Series TFSC06054125-2113A1

SHAPES AND DIMENSIONS



RECOMMENDED PC BOARD PATTERNS



ELECTRICAL CHARACTERISTICS

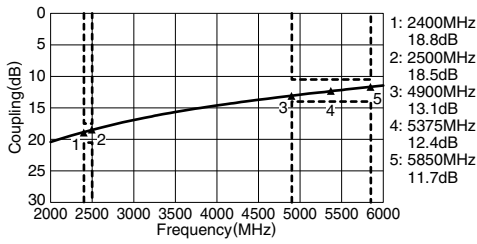
Frequency range		2400 to 2500MHz	4900 to 5850MHz
Coupling factor		19.0±1.5dB	12.5±1.5dB
Insertion loss		0.5dB max.	0.5dB max.
Directivity		15dB min.	15dB min.
VSWR		1.3 max.	1.3 max.
Temperature range	Operating	-40 to +85°C	-40 to +85°C
	Storage	-40 to +85°C	-40 to +85°C

- Conformity to RoHS Directive: This means that, in conformity with EU Directive 2002/95/EC, lead, cadmium, mercury, hexavalent chromium, and specific bromine-based flame retardants, PBB and PBDE, have not been used, except for exempted applications.

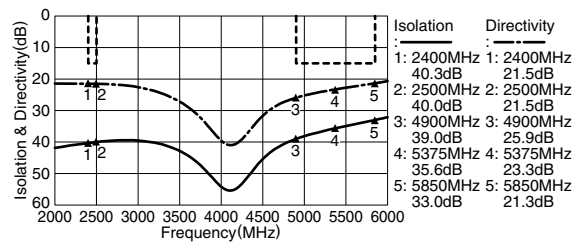
- All specifications are subject to change without notice.

FREQUENCY CHARACTERISTICS

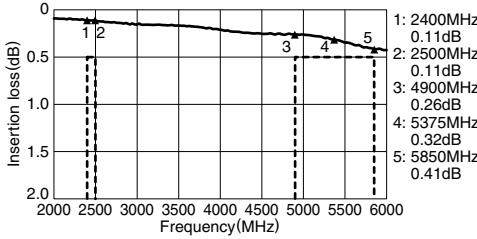
COUPLING



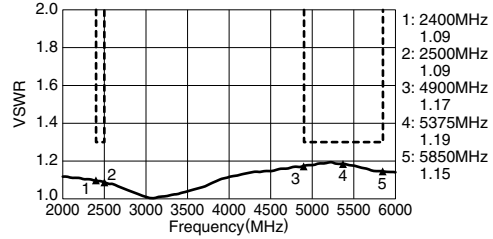
ISOLATION & DIRECTIVITY



INSERTION LOSS

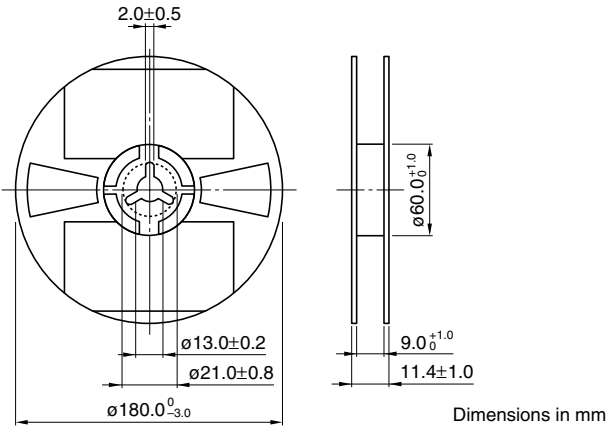


VSWR

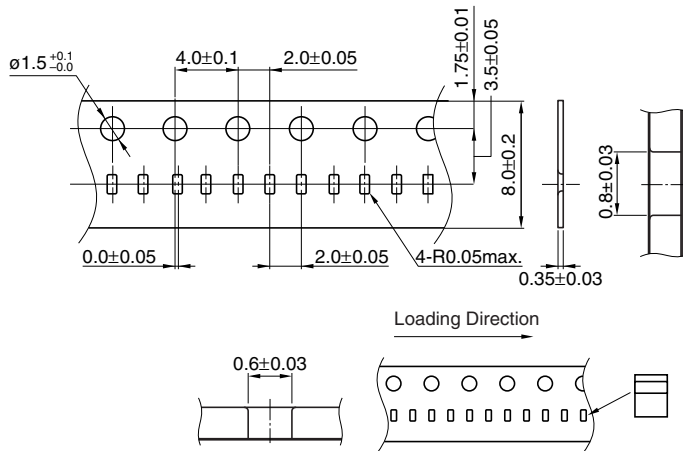


PACKAGING STYLES

REEL DIMENSIONS



TAPE DIMENSIONS



• All specifications are subject to change without notice.

Mouser Electronics

Authorized Distributor

Click to View Pricing, Inventory, Delivery & Lifecycle Information:

[TDK:](#)

[TFSC06054125-2113A1](#)