

Thin Film Balun Transformers

For DVB-H/T, ISDB-T

TTB Series

Type: **TTB16G11 (1.6×0.8×0.4mm)**

Issue date: December 2010

- All specifications are subject to change without notice.
 - Conformity to RoHS Directive: This means that, in conformity with EU Directive 2002/95/EC, lead, cadmium, mercury, hexavalent chromium, and specific bromine-based flame retardants, PBB and PBDE, have not been used, except for exempted applications.
-

Thin Film Chip Baluns For DVB-H/T and ISDB-T

Conformity to RoHS Directive

TTB Series TTB16G11

FEATURES

- This is an optimal, thin film chip balun transformer for 50 to 200Ω with low loss at DVB-H/T and ISDB-T frequency bands(174 to 860MHz).
- Does not contain lead and is compatible with lead-free soldering.
- It is a product conforming to RoHS directive.

APPLICATIONS

Balanced/unbalanced conversion for DVB-H/T and ISDB-T radio frequency inputs

PRODUCT IDENTIFICATION

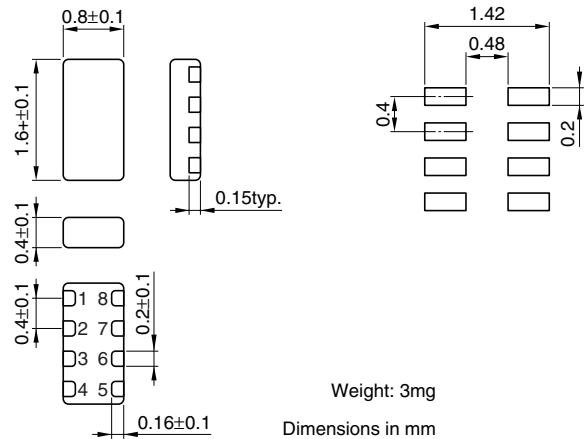
TTB	16	G11	-	201	-	4P	-	T	20
(1)	(2)	(3)	(4)	(5)	(6)	(7)			

- (1) Series name
 (2) Case size
 (3) Product identification number
 G11: $Z_0=100\Omega$
 (4) Common mode impedance
 201: 200Ω/900: 90Ω [at 100MHz]
 (5) Number of line
 4P: 4-line
 (6) Packaging style
 T: $\varnothing 180\text{mm}$ reel taping
 (7) TDK internal code

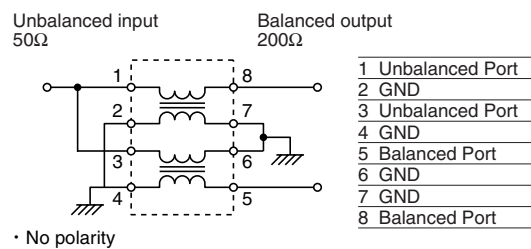
PACKAGING STYLE AND QUANTITIES

Packaging style	Quantity
Taping	4000 pieces/reel

SHAPES AND DIMENSIONS/RECOMMENDED PC BOARD PATTERN



CIRCUIT DIAGRAM



ELECTRICAL CHARACTERISTICS

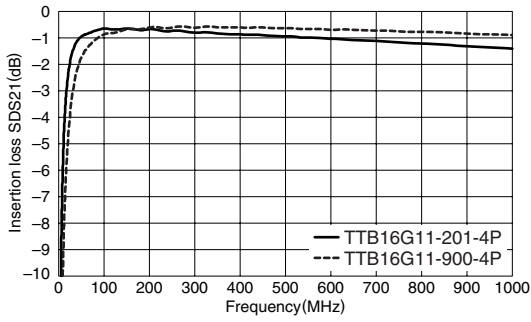
Part No.	TTB16G11-201-4P	TTB16G11-900-4P
Characteristics impedance	100Ω typ.	100Ω typ.
DC resistance [1 line]	4.0Ω±30%	1.5Ω±30%
Rated current I _{dc}	0.05A max.	0.1A max.
Rated voltage E _{dc}	5V max.	5V max.
Insulation resistance	10MΩ min.	10MΩ min.
Amplitude balance at balanced port [100 to 860MHz]	0±2.0dB	0±2.0dB
Phase balance at balanced port [100 to 860MHz]	180±15deg.	180±15deg.
Insertion loss [100 to 860MHz]	3.5dB max.	3.0dB max.
Operating temperature ranges	-25 to +85°C	-25 to +85°C

• Conformity to RoHS Directive: This means that, in conformity with EU Directive 2002/95/EC, lead, cadmium, mercury, hexavalent chromium, and specific bromine-based flame retardants, PBB and PBDE, have not been used, except for exempted applications.

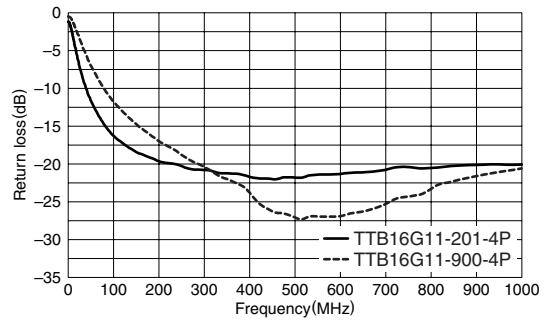
• All specifications are subject to change without notice.

FREQUENCY CHARACTERISTICS

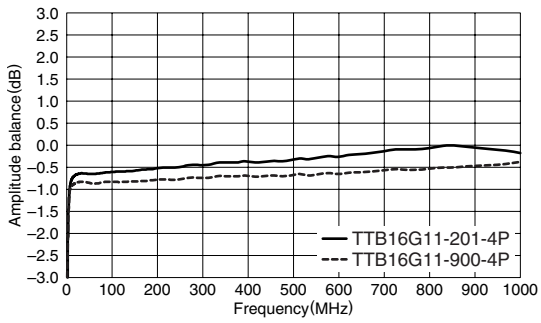
INSERTION LOSS



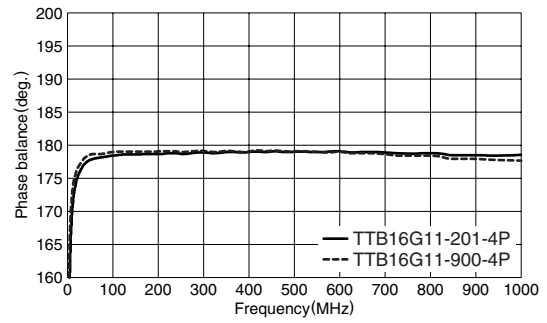
RETURN LOSS



AMPLITUDE BALANCE at BALANCED PORT



PHASE BALANCE at BALANCED PORT



Mouser Electronics

Authorized Distributor

Click to View Pricing, Inventory, Delivery & Lifecycle Information:

[TDK:](#)

[TTB16G11-201-4P](#) [TTB16G11-900-4P](#)