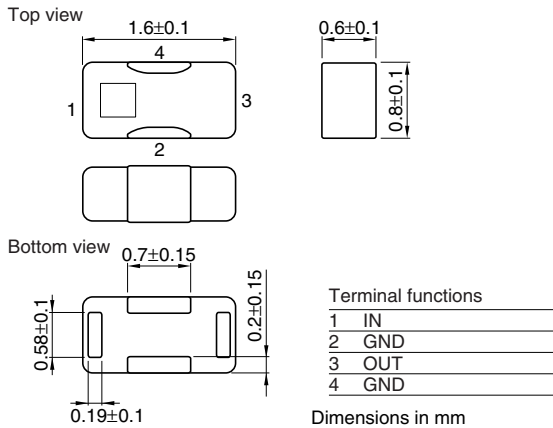


Multilayer Chip Band Pass Filters For 5GHz W-LAN

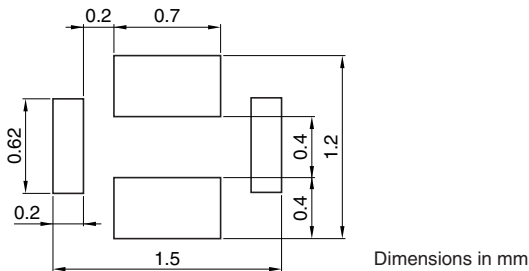
Conformity to RoHS Directive

DEA Series DEA165375BT-2122A1

SHAPES AND DIMENSIONS



RECOMMENDED PC BOARD PATTERNS



ELECTRICAL CHARACTERISTICS

Item			Minimum value	Typical value	Maximum value	
Center frequency	[5375MHz]	(MHz)	—	—	—	
Insertion loss	[+25°C]	[4900 to 5149MHz]	(dB)	—	1.1	1.7
		[5150 to 5850MHz]	(dB)	—	1.1	1.5
	[−40 to +85°C]	[4900 to 5149MHz]	(dB)	—	—	2.0
		[5150 to 5850MHz]	(dB)	—	—	1.8
Return loss	[4900 to 5850MHz]	(dB)	10	14	—	
Ripple(Pass band)	[4900 to 5850MHz]	(dB)	—	0.2	0.7	
	[824 to 960MHz]	(dB)	42.5	49	—	
	[1570 to 1580MHz]	(dB)	19.5	48	—	
	[1710 to 1910MHz]	(dB)	43.5	48	—	
	[1920 to 1990MHz]	(dB)	30.5	50	—	
	[2110 to 2170MHz]	(dB)	21.5	54	—	
Attenuation	[9800 to 11700MHz]	(dB)	25	38	—	
	[14700 to 17550MHz]	(dB)	10	36	—	
	Operating	(°C)	−40	—	+85	
Temperature range	Storage	(°C)	−40	—	+85	

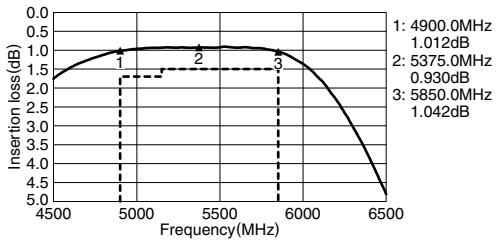
· Ta: +25°C

• Conformity to RoHS Directive: This means that, in conformity with EU Directive 2002/95/EC, lead, cadmium, mercury, hexavalent chromium, and specific bromine-based flame retardants, PBB and PBDE, have not been used, except for exempted applications.

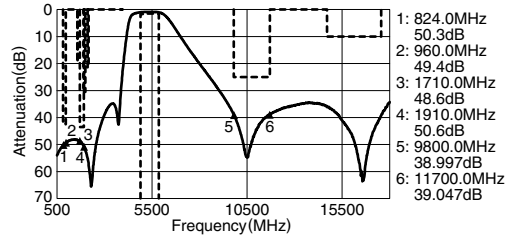
• All specifications are subject to change without notice.

FREQUENCY CHARACTERISTICS

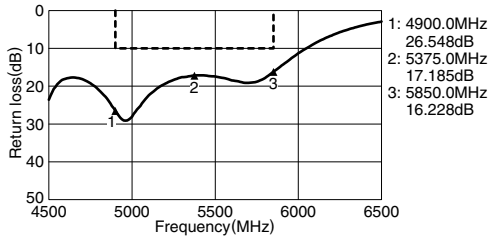
INSERTION LOSS



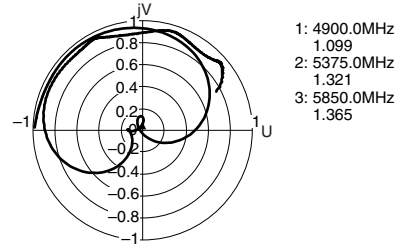
ATTENUATION



RETURN LOSS



VSWR



• All specifications are subject to change without notice.

Mouser Electronics

Authorized Distributor

Click to View Pricing, Inventory, Delivery & Lifecycle Information:

TDK:

[DEA165375BT-2122A1](#)