

Thin-Film RF/Microwave Filters

Low Pass – Harmonic Lead-Free

LP0402N Series – LGA Termination



RFAP TECHNOLOGY

The LP0402N Series Harmonic Low Pass Filter is based on the proprietary RFAP Thin-Film multilayer technology. The technology provides a miniature part with excellent high frequency performance and rugged construction for reliable automatic assembly.

The RFAP Harmonic Low Pass Filter is offered in a variety of frequency bands compatible with various types of high frequency wireless systems.

APPLICATIONS

- Wireless communications
- Wireless LAN's
- GPS
- WiMAX

LAND GRID ARRAY ADVANTAGES

- Inherent Low Profile
- Self Alignment during Reflow
- Excellent Solderability
- Low Parasitics
- Better Heat Dissipation

HOW TO ORDER

LP	0402	N	XXXX	X	N	TR
Style	Size	Type	Frequency MHz	Sub-Type	Termination LGA Lead Free	Taped & Reeled

QUALITY INSPECTION

Finished parts are 100% tested for electrical parameters and visual characteristics. Each production lot is evaluated on a sample basis for:

- Static Humidity: 85°C, 85% RH, 160 hours
- Endurance: 125°C, IR, 4 hours

TERMINATION

Nickel/Lead-Free solder coating compatible with automatic soldering technologies: reflow, wave soldering, vapor phase and manual.



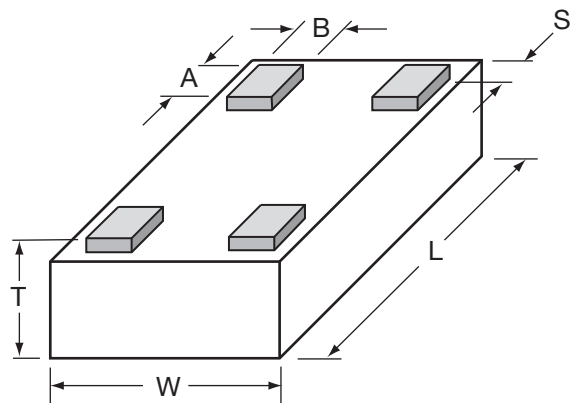
Thin-Film RF/Microwave Filters

Low Pass – Harmonic Lead-Free

LP0402N Series – LGA Termination

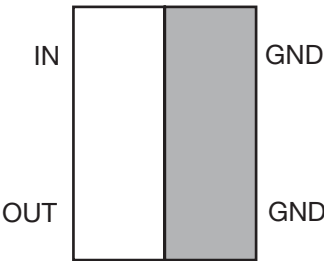


DIMENSIONS: millimeters (inches) (Bottom View)

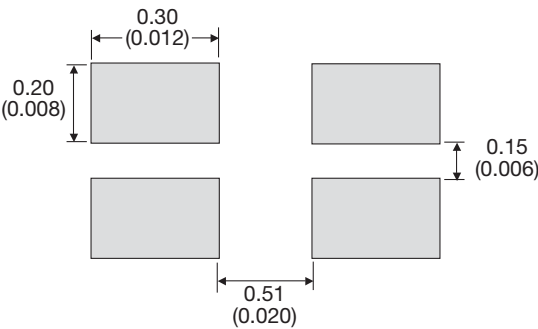


L	1.0±0.05 (0.040±0.002)	A	0.20±0.06 (0.008±0.002)
W	0.58±0.04 (0.023±0.002)	B	0.18±0.05 (0.007±0.002)
T	0.35±0.5 (0.014±0.002)	S	0.05±0.05 (0.002±0.002)

TERMINALS (TOP VIEW)



RECOMMENDED PAD LAYOUT (MM)



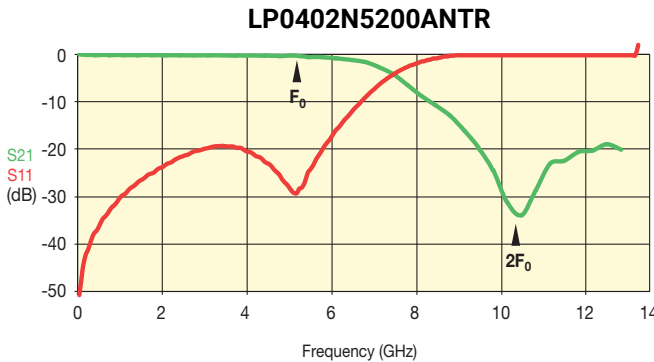
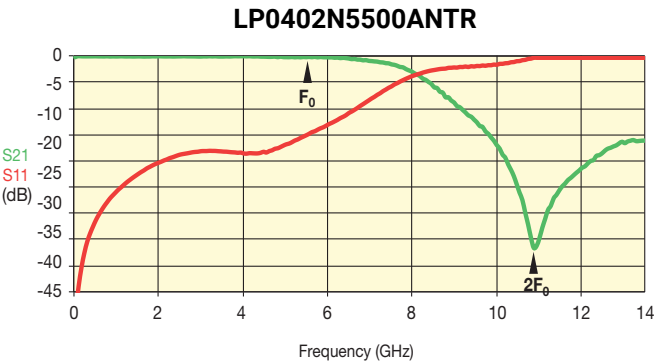
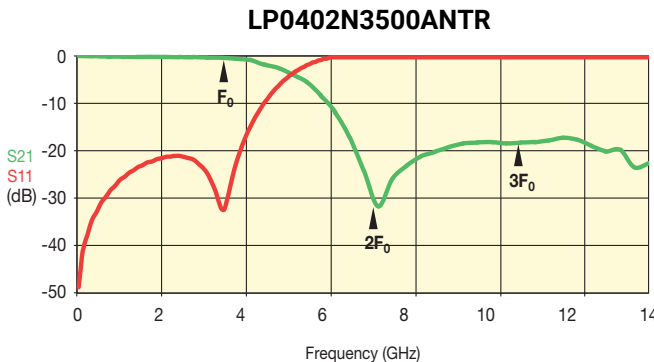
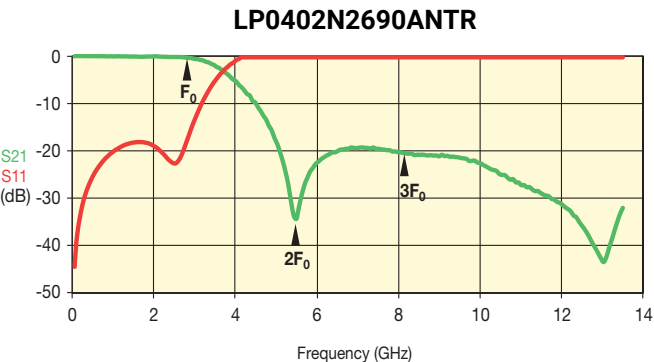
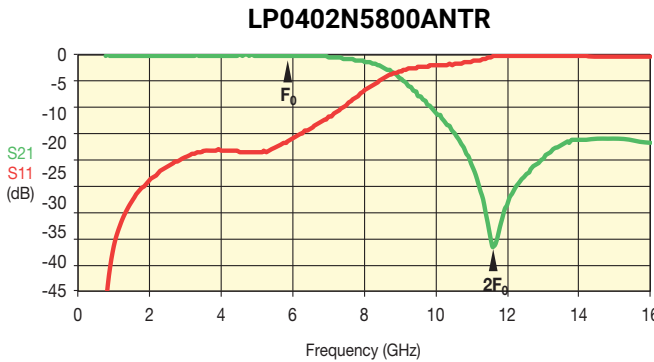
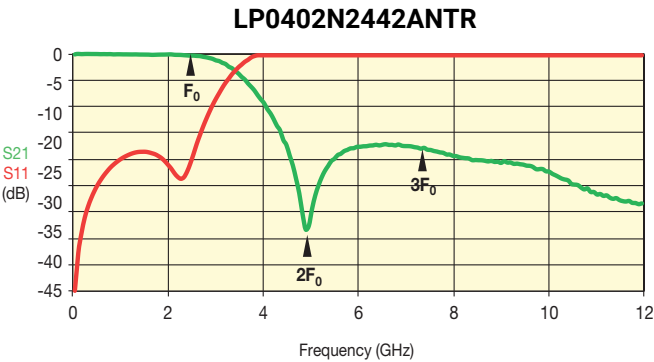
ELECTRICAL CHARACTERISTICS (Guaranteed over –40°C to +85°C Operating Temperature Range)

P/N	Frequency Band [MHz]	I. Loss [dB]	R. Loss [dB]	Attenuation @ 2xF ₀ [dB]	Attenuation @ 3xF ₀ [dB]
LP0402N2442ANTR	2400-2484	0.35 typ 0.5 max	20	30	17
LP0402N2690ANTR	2640-2740	0.35 typ 0.5 max	20	30	20
LP0402N3500ANTR	3400-3600	0.3 typ 0.5 max	19	30	20
LP0402N5200ANTR	5500-5350	0.2 typ 0.5 max	19	30	20
LP0402N5500ANTR	5350-5650	0.2 typ 0.5 max	15	30	–
LP0402N5800ANTR	5600-6000	0.2 typ 0.5 max	16	25	–

NOTE: Additional Frequencies Available Upon Request



Thin-Film RF/Microwave Filters
Low Pass – Harmonic Lead-Free
LP0402N Series – LGA Termination



Thin-Film RF/Microwave Filters

Low Pass – Harmonic Lead-Free

LP0402N Series – Test Jig



TEST JIG FOR LP0402 LOW PASS FILTER

GENERAL DESCRIPTION

These jigs are designed for testing the LP0603 LGA Low Pass Filters using a Vector Network Analyzer.

They consist of a dielectric substrate, having 50Ω microstrips as conducting lines and a bottom ground plane located at a distance of 0.127mm from the microstrips.

The substrate used is Neltec's NH9338ST0127C1BC (or similar).

The connectors are SMA type (female), 'Johnson Components Inc.' Product P/N: 142-0701-841 (or similar).

Both a measurement jig and a calibration jig are provided.

The calibration jig is designed for a full 2-port calibration, and consists of an open line, short line and through line. LOAD calibration can be done by a 50Ω SMA termination.

MEASUREMENT PROCEDURE

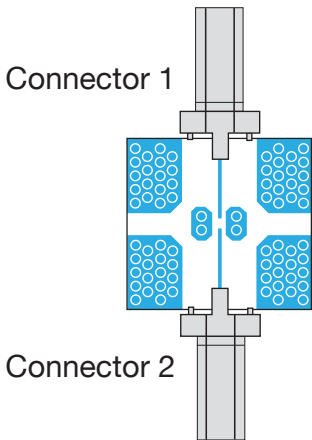
Follow the VNA's instruction manual and use the calibration jig to perform a full 2-Port calibration in the required bandwidths.

Solder the filter to the measurement jig as follows:

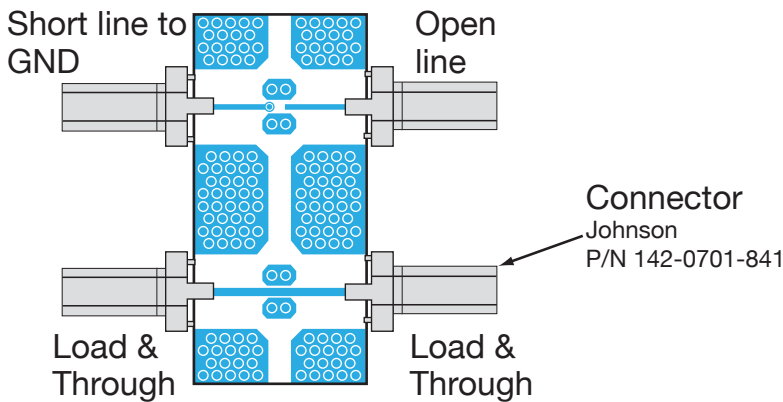
Input (Filter)	↗ Connector 1 (Jig)	GND (Filter) ↗ GND (Jig)
Output (Filter)	↗ Connector 2 (Jig)	GND (Filter) ↗ GND (Jig)

Set the VNA to the relevant frequency band. Connect the VNA using a 10dB attenuator on the jig terminal connected to port 2 (using an RF cable).

Measurement



Calibration Jig



Mouser Electronics

Authorized Distributor

Click to View Pricing, Inventory, Delivery & Lifecycle Information:

KYOCERA AVX:

[LP0402N3500ANTR](#) [LP0402N5200ANTR](#) [LP0402N5200ANTR\500](#) [LP0402N5500ANTR](#) [LP0402N1800ANTR](#)
[LP0402N2442ANTR](#) [LP0402N2690ANTR](#) [LP0402N1250ANTR](#) [LP0402N5000ANTR](#) [LP0402N0787ANTR](#)
[LP0402N1586ANTR](#) [LP0402N5800ANTR](#) [LP0402N3500ANTR\500](#) [LP0402N5800ANTR\500](#)
[LP0402N5500ANTR\500](#) [LP0402N2442ANTR\500](#)