


F95 Series

Standard Conformal Coated Chip



FEATURES

- Compliant to the RoHS3 directive 2015/863/EU
- For High Frequency
- SMD Conformal
- Small and High CV
- 100% Surge Current Tested

APPLICATIONS

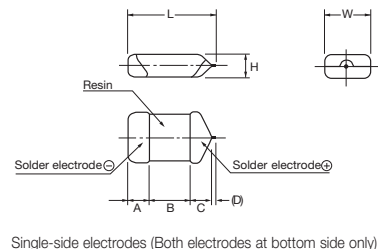
- Smartphone
- Tablet PC
- Wireless Module
- E-book



CASE DIMENSIONS:

millimeters (inches)

| Code | EIA Code | EIA Metric | L | W | H | A | B | C | D* |
|------|----------|------------|----------------------------|----------------------------|----------------------------|----------------------------|----------------------------|----------------------------|-----------------|
| A | 1207 | 32 17-16 | 3.20±0.30 (0.126±0.012) | 1.70±0.30 (0.067±0.012) | 1.40±0.20 (0.055±0.008) | 0.80±0.30 (0.031±0.012) | 1.20±0.30 (0.047±0.012) | 0.80±0.30 (0.031±0.012) | 0.20 (0.008) |
| B | 1411 | 3528-20 | 3.50±0.20 (0.138±0.008) | 2.80±0.20 (0.110±0.008) | 1.80±0.20 (0.071±0.008) | 0.80±0.30 (0.031±0.012) | 1.20±0.30 (0.047±0.012) | 1.10±0.30 (0.043±0.012) | 0.20 (0.008) |
| P | 0905 | 2212-12 | 2.20±0.30 (0.087±0.012) | 1.25±0.30 (0.049±0.012) | 1.00±0.20 (0.039±0.008) | 0.60±0.30 (0.024±0.012) | 0.80±0.30 (0.031±0.012) | 0.80±0.30 (0.031±0.012) | 0.20 (0.008) |
| Q | 1306 | 3216-10 | 3.20±0.20 (0.126±0.008) | 1.60±0.20 (0.063±0.008) | 0.80±0.20 (0.031±0.008) | 0.80±0.20 (0.031±0.008) | 1.20±0.20 (0.047±0.008) | 0.80±0.20 (0.031±0.008) | 0.20 (0.008) |
| R | 0905 | 2212-065 | 2.20±0.30 (0.087±0.012) | 1.25±0.30 (0.049±0.012) | 0.65 max. (0.026 max.) | 0.60±0.30 (0.024±0.012) | 0.80±0.30 (0.031±0.012) | 0.50 min. (0.020 min.) | 0.20 (0.008) |
| S | 1306 | 3216-12 | 3.20±0.30 (0.126±0.012) | 1.60±0.30 (0.063±0.012) | 1.00±0.20 (0.039±0.008) | 0.80±0.30 (0.031±0.012) | 1.20±0.30 (0.047±0.012) | 0.80±0.30 (0.031±0.012) | 0.20 (0.008) |
| T | 1411 | 3527-12 | 3.50±0.20 (0.138±0.008) | 2.70±0.20 (0.106±0.008) | 1.00±0.20 (0.039±0.008) | 0.80±0.20 (0.031±0.008) | 1.20±0.20 (0.047±0.008) | 1.10±0.20 (0.043±0.012) | 0.20 (0.008) |



*D dimension only for reference

HOW TO ORDER

F95

Type

0G

Rated Voltage

337

Capacitance Code
pF code: 1st two digits represent significant figures, 3rd digit represents multiplier (number of zeros to follow)

M

Tolerance
K=±10%
M=±20%

A

Case Size
See table above

□

Packaging
See Tape & Reel Packaging Section

□□□

Specification Suffix
LZT = Rated temperature 60°C only

AQ2 or Q2

Single Face Electrode

TECHNICAL SPECIFICATIONS

| | |
|-----------------------------------|---|
| Category Temperature Range: | -55 to +125°C |
| Rated Temperature: | +85°C |
| Capacitance Tolerance: | ±20%, ±10% at 120Hz |
| Dissipation Factor: | Refer to next page |
| ESR 100kHz: | Refer to next page |
| Leakage Current: | Refer to next page Provided that: After 1 minute's application of rated voltage, leakage current at 85°C 10 times or less than 20°C specified value. After 1 minute's application of rated voltage, leakage current at 125°C 12.5 times or less than 20°C specified value. |
| Capacitance Change By Temperature | +15% Max. at +125°C +10% Max. at +85°C -10% Max. at -55°C |

F95 Series

Standard Conformal Coated Chip



CAPACITANCE AND RATED VOLTAGE RANGE (LETTER DENOTES CASE SIZE)

| Capacitance | | Rated Voltage | | | | | | | |
|-------------|------|--------------------|-----------------------------|---------------------------|-----------|----------|----------|----------|-------------------|
| µF | Code | 4V (0G) | 6.3V (0J) | 10V (1A) | 16V (1C) | 20V (1D) | 25V (1E) | 35V (1V) | 50V (1H) |
| 1.0 | 105 | | | | | | R | P/S | P ^{(M)*} |
| 1.5 | 155 | | | | | | | | |
| 2.2 | 225 | | | | | P | P/R | A | |
| 3.3 | 335 | | | | | | | | |
| 4.7 | 475 | | | | P/R | A/S | A/P/Q/S | B | |
| 6.8 | 685 | | | | | | | | |
| 10 | 106 | | | P/R ^(M) | A/P/Q/S | A/B/S | A/B | | |
| 15 | 156 | | | P | A/S | | | | |
| 22 | 226 | | R ^(M) | A/P ^(M) /Q/S | A/B/Q/S/T | B | | | |
| 33 | 336 | | P ^(M) | A/P ^(M) /Q/S | B/T | B | | | |
| 47 | 476 | | P ^(M) | A/B/P ^(M) /S/T | B | | | | |
| 68 | 686 | | P ^(M) | B | | | | | |
| 100 | 107 | A/P/S | A/B/P ^(M) /Q/S/T | A/B/T | | | | | |
| 150 | 157 | B/P ^(M) | B | | | | | | |
| 220 | 227 | A/B/Q/S/T | B | | | | | | |
| 330 | 337 | A/B/T | B | | | | | | |
| 470 | 477 | B | B | | | | | | |
| 680 | 687 | | | | | | | | |

Released ratings ^(M tolerance only)

*Rated temperature 60°C only. Please contact AVX when you need detail spec.

Please contact to your local AVX sales office when these series are being designed in your application.

RATINGS & PART NUMBER REFERENCE

| AVX Part No. | Case Size | Capacitance (µF) | Rated Voltage (V) | DCL (µA) | DF @ 120Hz (%) | ESR @ 100kHz (Ω) | 100kHz RMS Current (mA) | | | | *1 ΔC/C (%) | MSL |
|-----------------|-----------|------------------|-------------------|----------|----------------|------------------|-------------------------|------|------|-------|-------------|-----|
| | | | | | | | 25°C | 60°C | 85°C | 125°C | | |
| 4 Volt | | | | | | | | | | | | |
| F950G107#AAAQ2 | A | 100 | 4 | 4.0 | 12 | 0.5 | 387 | – | 349 | 155 | * | 3 |
| F950G107#PAAQ2 | P | 100 | 4 | 4.0 | 30 | 1.2 | 158 | – | 142 | 63 | ±15 | 3 |
| F950G107#SAAQ2 | S | 100 | 4 | 4.0 | 14 | 0.8 | 274 | – | 246 | 110 | * | 3 |
| F950G157#BAAQ2 | B | 150 | 4 | 6.0 | 14 | 0.4 | 461 | – | 415 | 184 | * | 3 |
| F950G157#MPAAQ2 | P | 150 | 4 | 12.0 | 31 | 1.1 | 165 | – | 149 | 66 | ±20 | 3 |
| F950G227#AAAQ2 | A | 220 | 4 | 8.8 | 25 | 0.8 | 306 | – | 276 | 122 | ±15 | 3 |
| F950G227#BAAQ2 | B | 220 | 4 | 8.8 | 16 | 0.4 | 461 | – | 415 | 184 | * | 3 |
| F950G227#QAAQ2 | Q | 220 | 4 | 8.8 | 30 | 1.5 | 173 | – | 156 | 69 | ±20 | 3 |
| F950G227#SAAQ2 | S | 220 | 4 | 8.8 | 30 | 0.8 | 274 | – | 246 | 110 | ±15 | 3 |
| F950G227#TAAQ2 | T | 220 | 4 | 8.8 | 25 | 0.6 | 365 | – | 329 | 146 | * | 3 |
| F950G337#AAAQ2 | A | 330 | 4 | 13.2 | 40 | 0.8 | 306 | – | 276 | 122 | ±20 | 3 |
| F950G337#BAAQ2 | B | 330 | 4 | 13.2 | 30 | 0.6 | 376 | – | 339 | 151 | ±15 | 3 |
| F950G337#TAAQ2 | T | 330 | 4 | 13.2 | 40 | 0.8 | 316 | – | 285 | 126 | ±20 | 3 |
| F950G477#BAAQ2 | B | 470 | 4 | 18.8 | 40 | 0.4 | 461 | – | 415 | 184 | ±20 | 3 |
| 6.3 Volt | | | | | | | | | | | | |
| F950J336#MPAAQ2 | P | 33 | 6.3 | 2.1 | 14 | 1.1 | 165 | – | 149 | 66 | * | 3 |
| F950J226#MRAAQ2 | R | 22 | 6.3 | 1.4 | 20 | 2.0 | 112 | – | 101 | 45 | ±20 | 3 |
| F950J476#MPAAQ2 | P | 47 | 6.3 | 3.0 | 20 | 1.1 | 165 | – | 149 | 66 | ±15 | 3 |
| F950J686#MPAAQ2 | P | 68 | 6.3 | 4.3 | 25 | 1.2 | 158 | – | 142 | 63 | ±15 | 3 |
| F950J107#AAAQ2 | A | 100 | 6.3 | 6.3 | 14 | 0.5 | 387 | – | 349 | 155 | * | 3 |
| F950J107#BAAQ2 | B | 100 | 6.3 | 6.3 | 14 | 0.4 | 461 | – | 415 | 184 | * | 3 |
| F950J107#MPAAQ2 | P | 100 | 6.3 | 12.6 | 35 | 1.2 | 158 | – | 142 | 63 | ±20 | 3 |
| F950J107#QAAQ2 | Q | 100 | 6.3 | 6.3 | 30 | 1.1 | 202 | – | 182 | 81 | ±20 | 3 |
| F950J107#SAAQ2 | S | 100 | 6.3 | 6.3 | 20 | 0.9 | 258 | – | 232 | 103 | ±15 | 3 |
| F950J107#TAAQ2 | T | 100 | 6.3 | 6.3 | 14 | 0.6 | 365 | – | 329 | 146 | * | 3 |
| F950J157#BAAQ2 | B | 150 | 6.3 | 9.5 | 18 | 0.4 | 461 | – | 415 | 184 | * | 3 |
| F950J227#BAAQ2 | B | 220 | 6.3 | 13.9 | 30 | 0.4 | 461 | – | 415 | 184 | * | 3 |
| F950J337#BAAQ2 | B | 330 | 6.3 | 20.8 | 35 | 0.6 | 376 | – | 339 | 151 | ±20 | 3 |
| F950J477#BAAQ2 | B | 470 | 6.3 | 59.2 | 40 | 0.5 | 412 | – | 371 | 165 | ±20 | 3 |
| 10 Volt | | | | | | | | | | | | |
| F951A106#PAAQ2 | P | 10 | 10 | 1.0 | 8 | 3.0 | 100 | – | 90 | 40 | * | 3 |
| F951A106#MRAAQ2 | R | 10 | 10 | 1.0 | 18 | 3.0 | 91 | – | 82 | 37 | ±20 | 3 |
| F951A156#PAAQ2 | P | 15 | 10 | 1.5 | 10 | 3.0 | 100 | – | 90 | 40 | * | 3 |
| F951A226#AAAQ2 | A | 22 | 10 | 2.2 | 6 | 0.9 | 289 | – | 260 | 115 | * | 3 |
| F951A226#MPAAQ2 | P | 22 | 10 | 2.2 | 14 | 3.0 | 100 | – | 90 | 40 | * | 3 |
| F951A226#QAAQ2 | Q | 22 | 10 | 2.2 | 10 | 2.0 | 150 | – | 135 | 60 | * | 3 |
| F951A226#SAAQ2 | S | 22 | 10 | 2.2 | 10 | 1.1 | 234 | – | 210 | 93 | * | 3 |
| F951A336#AAAQ2 | A | 33 | 10 | 3.3 | 10 | 0.8 | 306 | – | 276 | 122 | * | 3 |
| F951A336#MPAAQ2 | P | 33 | 10 | 3.3 | 20 | 3.0 | 100 | – | 90 | 40 | ±15 | 3 |
| F951A336#QAAQ2 | Q | 33 | 10 | 3.3 | 18 | 3.0 | 122 | – | 110 | 49 | ±15 | 3 |
| F951A336#SAAQ2 | S | 33 | 10 | 3.3 | 10 | 1.1 | 234 | – | 210 | 93 | * | 3 |
| F951A476#AAAQ2 | A | 47 | 10 | 4.7 | 10 | 0.8 | 306 | – | 276 | 122 | * | 3 |

F95 Series

Standard Conformal Coated Chip



RATINGS & PART NUMBER REFERENCE

| AVX Part No. | Case Size | Capacitance (µF) | Rated Voltage (V) | DCL (µA) | DF @ 120Hz (%) | ESR @ 100kHz (Ω) | 100kHz RMS Current (mA) | | | | *1 ΔC/C (%) | MSL |
|-------------------|-----------|------------------|-------------------|----------|----------------|------------------|-------------------------|------|------|-------|-------------|-----|
| | | | | | | | 25°C | 60°C | 85°C | 125°C | | |
| F951A476#BAAQ2 | B | 47 | 10 | 4.7 | 8 | 0.4 | 461 | – | 415 | 184 | * | 3 |
| F951A476#MPAAQ2 | P | 47 | 10 | 4.7 | 30 | 3.0 | 100 | – | 90 | 40 | ±20 | 3 |
| F951A476#SAAQ2 | S | 47 | 10 | 4.7 | 14 | 1.1 | 234 | – | 210 | 93 | ±15 | 3 |
| F951A476#TAAQ2 | T | 47 | 10 | 4.7 | 12 | 0.8 | 316 | – | 285 | 126 | * | 3 |
| F951A686#BAAQ2 | B | 68 | 10 | 6.8 | 12 | 0.4 | 461 | – | 415 | 184 | * | 3 |
| F951A107#AAAQ2 | A | 100 | 10 | 10.0 | 35 | 1.0 | 274 | – | 246 | 110 | ±15 | 3 |
| F951A107#BAAQ2 | B | 100 | 10 | 10.0 | 14 | 0.4 | 461 | – | 415 | 184 | * | 3 |
| F951A107#TAAQ2 | T | 100 | 10 | 10.0 | 20 | 0.6 | 365 | – | 329 | 146 | ±15 | 3 |
| 16 Volt | | | | | | | | | | | | |
| F951C475#PAAQ2 | P | 4.7 | 16 | 0.8 | 10 | 4.0 | 87 | – | 78 | 35 | * | 3 |
| F951C475#RAAQ2 | R | 4.7 | 16 | 0.8 | 12 | 6.0 | 65 | – | 58 | 26 | ±20 | 3 |
| F951C106#AAAQ2 | A | 10 | 16 | 1.6 | 6 | 1.4 | 231 | – | 208 | 93 | * | 3 |
| F951C106#PAAQ2 | P | 10 | 16 | 1.6 | 10 | 4.0 | 87 | – | 78 | 35 | * | 3 |
| F951C106#QAAQ2 | Q | 10 | 16 | 1.6 | 8 | 3.0 | 122 | – | 110 | 49 | * | 3 |
| F951C106#SAAQ2 | S | 10 | 16 | 1.6 | 8 | 2.0 | 173 | – | 156 | 69 | * | 3 |
| F951C156#AAAQ2 | A | 15 | 16 | 2.4 | 8 | 1.4 | 231 | – | 208 | 93 | * | 3 |
| F951C156#SAAQ2 | S | 15 | 16 | 2.4 | 8 | 2.0 | 173 | – | 156 | 69 | * | 3 |
| F951C226#AAAQ2 | A | 22 | 16 | 3.5 | 8 | 1.4 | 231 | – | 208 | 93 | * | 3 |
| F951C226#BAAQ2 | B | 22 | 16 | 3.5 | 6 | 0.5 | 412 | – | 371 | 165 | * | 3 |
| F951C226#QAAQ2 | Q | 22 | 16 | 3.5 | 12 | 3.0 | 122 | – | 110 | 49 | * | 3 |
| F951C226#SAAQ2 | S | 22 | 16 | 3.5 | 10 | 2.0 | 173 | – | 156 | 69 | ±15 | 3 |
| F951C226#TAAQ2 | T | 22 | 16 | 3.5 | 8 | 1.4 | 239 | – | 215 | 96 | * | 3 |
| F951C336#BAAQ2 | B | 33 | 16 | 5.3 | 8 | 0.5 | 412 | – | 371 | 165 | * | 3 |
| F951C336#TAAQ2 | T | 33 | 16 | 5.3 | 11 | 1.5 | 231 | – | 208 | 92 | ±10 | 3 |
| F951C476#BAAQ2 | B | 47 | 16 | 7.5 | 10 | 0.6 | 376 | – | 339 | 151 | * | 3 |
| 20 Volt | | | | | | | | | | | | |
| F951D225#PAAQ2 | P | 2.2 | 20 | 0.5 | 6 | 6.0 | 71 | – | 64 | 28 | * | 3 |
| F951D475#AAAQ2 | A | 4.7 | 20 | 0.9 | 6 | 1.5 | 224 | – | 201 | 89 | * | 3 |
| F951D475#SAAQ2 | S | 4.7 | 20 | 0.9 | 8 | 4.0 | 122 | – | 110 | 49 | * | 3 |
| F951D106#AAAQ2 | A | 10 | 20 | 2.0 | 8 | 1.5 | 224 | – | 201 | 89 | * | 3 |
| F951D106#BAAQ2 | B | 10 | 20 | 2.0 | 6 | 0.8 | 326 | – | 293 | 130 | * | 3 |
| F951D106#SAAQ2 | S | 10 | 20 | 2.0 | 10 | 4.0 | 122 | – | 110 | 49 | ±10 | 3 |
| F951D226#BAAQ2 | B | 22 | 20 | 4.4 | 8 | 0.8 | 326 | – | 293 | 130 | * | 3 |
| F951D336#BAAQ2 | B | 33 | 20 | 6.6 | 15 | 1.0 | 292 | – | 262 | 117 | * | 3 |
| 25 Volt | | | | | | | | | | | | |
| F951E105#RAAQ2 | R | 1 | 25 | 0.5 | 10 | 10.0 | 50 | – | 45 | 20 | ±10 | 3 |
| F951E225#PAAQ2 | P | 2.2 | 25 | 0.6 | 8 | 6.0 | 71 | – | 64 | 28 | ±15 | 3 |
| F951E225#RAAQ2 | R | 2.2 | 25 | 0.6 | 15 | 15.0 | 41 | – | 37 | 16 | ±20 | 3 |
| F951E475#AAAQ2 | A | 4.7 | 25 | 1.2 | 8 | 2.0 | 194 | – | 174 | 77 | * | 3 |
| F951E475#PAAQ2 | P | 4.7 | 25 | 1.2 | 10 | 8.0 | 61 | – | 55 | 24 | ±15 | 3 |
| F951E475#QAAQ2 | Q | 4.7 | 25 | 1.2 | 10 | 4.0 | 106 | – | 95 | 42 | ±15 | 3 |
| F951E475#SAAQ2 | S | 4.7 | 25 | 1.2 | 8 | 4.0 | 122 | – | 110 | 49 | * | 3 |
| F951E106#AAAQ2 | A | 10 | 25 | 2.5 | 12 | 2.0 | 194 | – | 174 | 77 | ±15 | 3 |
| F951E106#BAAQ2 | B | 10 | 25 | 2.5 | 6 | 0.9 | 307 | – | 227 | 123 | * | 3 |
| 35 Volt | | | | | | | | | | | | |
| F951V105#PAAQ2 | P | 1 | 35 | 0.5 | 8 | 10.0 | 55 | – | 49 | 22 | ±10 | 3 |
| F951V105#SAAQ2 | S | 1 | 35 | 0.5 | 6 | 8.0 | 87 | – | 78 | 35 | * | 3 |
| F951V225#AAAQ2 | A | 2.2 | 35 | 0.8 | 6 | 4.4 | 131 | – | 118 | 52 | * | 3 |
| F951V475#BAAQ2 | B | 4.7 | 35 | 1.7 | 6 | 1.6 | 230 | – | 207 | 92 | * | 3 |
| 50 Volt | | | | | | | | | | | | |
| F951H105#MPALZTQ2 | P | 1 | 50 | 1.0 | 8 | 7.0 | 65 | 59 | – | 26 | ±20 | 3 |

*1: ΔC/C Marked "**"

#: "M" for ±20% tolerance, "K" for ±10% tolerance. When you need K tolerance for the part numbers which have M tolerance only, please contact to your local AVX sales office.

Moisture Sensitivity Level (MSL) is defined according to J-STD-020.

| Item | All Case (%) |
|---------------------------|--------------|
| Damp Heat | ±10 |
| Temperature cycles | ±5 |
| Resistance soldering heat | ±5 |
| Surge | ±5 |
| Endurance | ±10 |



The Important Information/Disclaimer is incorporated in the catalog where these specifications came from or available online at www.avx.com/disclaimer/ by reference and should be reviewed in full before placing any order.

F95 Series

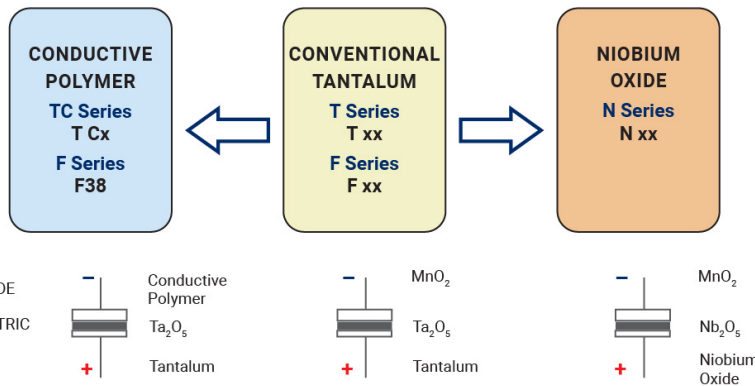
Standard Conformal Coated Chip

QUALIFICATION TABLE

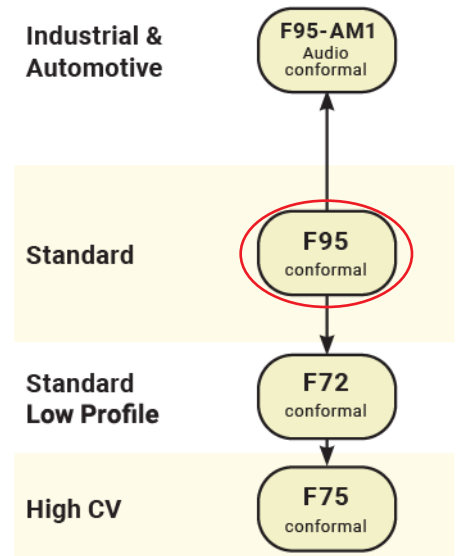

| TEST | F95 series (Temperature range -55°C to +125°C) | |
|-------------------------------------|--|--|
| | Condition | |
| Damp Heat (Steady State) | At 40°C, 90 to 95% R.H., 500 hours (No voltage applied) Capacitance Change Refer to the table above (*1) Dissipation Factor Initial specified value or less Leakage Current Initial specified value or less | |
| Temperature Cycles | At -55°C / +125°C, 30 minutes each, 5 cycles Capacitance Change Refer to the table above(*1) Dissipation Factor Initial specified value or less Leakage Current Initial specified value or less | |
| Resistance to Soldering Heat | 10 seconds reflow at 260°C, 10 seconds immersion at 260°C. Capacitance Change Refer to the table above (*1) Dissipation Factor Initial specified value or less Leakage Current Initial specified value or less | |
| Surge | After application of surge voltage in series with a 33Ω resistor at the rate of 30 seconds ON, 30 seconds OFF, for 1000 successive test cycles at 85°C, capacitors shall meet the characteristic requirements in the table above. Capacitance Change Refer to the table above (*1) Dissipation Factor Initial specified value or less Leakage Current Initial specified value or less | |
| Endurance | After 2000 hours' application of rated voltage at 85°C, capacitors shall meet the characteristic requirements in the table above. Capacitance Change Refer to the table above (*1) Dissipation Factor Initial specified value or less Leakage Current Initial specified value or less | |
| Shear Test | After applying the pressure load of 5N for 10±1 seconds horizontally to the center of capacitor side body which has no electrode and has been soldered beforehand on a substrate, there shall be found neither exfoliation nor its sign at the terminal electrode. | |
| Terminal Strength | Keeping a capacitor surface-mounted on a substrate upside down and supporting the substrate at both of the opposite bottom points 45mm apart from the center of capacitor, the pressure strength is applied with a specified jig at the center of substrate so that the substrate may bend by 1mm as illustrated. Then, there shall be found no remarkable abnormality on the capacitor terminals. | |

AVX SOLID ELECTROLYTIC CAPACITOR ROADMAP

SERIES LINE UP : CONVENTIONAL SMD MnO₂



FIVE CAPACITOR CONSTRUCTION STYLES



Mouser Electronics

Authorized Distributor

Click to View Pricing, Inventory, Delivery & Lifecycle Information:

Kyocera AVX:

[F950J686KSAAQ3](#) [F951C335MPAAQ2](#) [F951A686KBAAQ3](#) [F951D685KQAAQ3](#) [F951A476KBAAQ3](#)
[F950G337KBAAQ3](#) [F950J336KAAAQ3](#) [F951A336KAAAQ3](#) [F951V335KBAAQ3](#) [F950G107KAAAQ3](#)
[F951D106KBAAQ3](#) [F951C106KAAAQ3](#) [F950G476KSAAQ3](#) [F950G337KTAAQ3](#) [F951C336KBAAQ3](#)
[F951E105KSAAQ3](#) [F951C226KBAAQ3](#) [F951V105KSAAQ3](#) [F950J107KTAAQ3](#) [F950G227KBAAQ3](#)
[F951C156KAAAQ3](#) [F951E225KAAAQ3](#) [F951D475KAAAQ3](#) [F951V475KBAAQ3](#) [F951C106KSAAQ3](#)
[F950G476KQAAQ3](#) [F950J476KQAAQ3](#) [F950J476KAAAQ3](#) [F951E155KSAAQ3](#) [F950G686KAAAQ3](#)
[F951A226KAAAQ3](#) [F951D106KAAAQ3](#) [F951C476KBAAQ3](#) [F951E225KSAAQ3](#) [F950J336KQAAQ3](#)
[F951A226KSAAQ3](#) [F951A226KQAAQ3](#) [F951C156KSAAQ3](#) [F951V155KAAAQ3](#) [F950G107KSAAQ3](#)
[F951A107KBAAQ3](#) [F950J476KSAAQ3](#) [F951E475KAAAQ3](#) [F951A336KQAAQ3](#) [F951C226KQAAQ3](#) [F951A336MAA](#)
[F951D225KSAAQ3](#) [F951E475KSAAQ3](#) [F950J107KBAAQ3](#) [F950J107KAAAQ3](#) [F951A476KAAAQ3](#)
[F951D335KAAAQ3](#) [F950G227KAAAQ3](#) [F950J107KSAAQ3](#) [F950G157KBAAQ3](#) [F951C106KQAAQ3](#)
[F951D226KBAAQ3](#) [F951C226KTAAQ3](#) [F950J336KSAAQ3](#) [F950J227KBAAQ3](#) [F951A336KSAAQ3](#)
[F951D475KSAAQ3](#) [F950G227KSAAQ3](#) [F950J157KBAAQ3](#) [F951A107KTAAQ3](#) [F951V105KAAAQ3](#)
[F951A475MPAAQ2](#) [F951A476KSAAQ3](#) [F951E335KAAAQ3](#) [F950G686KSAAQ3](#) [F950J686KAAAQ3](#)
[F950G227KTAAQ3](#) [F951C226KAAAQ3](#) [F951D685KAAAQ3](#) [F951V225KAAAQ3](#) [F951E106KBAAQ3](#)
[F951A476KTAAQ3](#) [F950G476KAAAQ3](#)