

Capacitor Array

Capacitor Array (IPC)

BENEFITS OF USING CAPACITOR ARRAYS

KYOCERA AVX capacitor arrays offer designers the opportunity to lower placement costs, increase assembly line output through lower component count per board and to reduce real estate requirements.

Reduced Costs

Placement costs are greatly reduced by effectively placing one device instead of four or two. This results in increased throughput and translates into savings on machine time. Inventory levels are lowered and further savings are made on solder materials, etc.

Space Saving

Space savings can be quite dramatic when compared to the use of discrete chip capacitors. As an example, the 0508 4-element array offers a space reduction of >40% vs. 4 x 0402 discrete capacitors and of >70% vs. 4 x 0603 discrete capacitors. (This calculation is dependent on the spacing of the discrete components.)

Increased Throughput

Assuming that there are 220 passive components placed in a mobile phone:

A reduction in the passive count to 200 (by replacing discrete components with arrays) results in an increase in throughput of approximately 9%.

A reduction of 40 placements increases throughput by 18%.

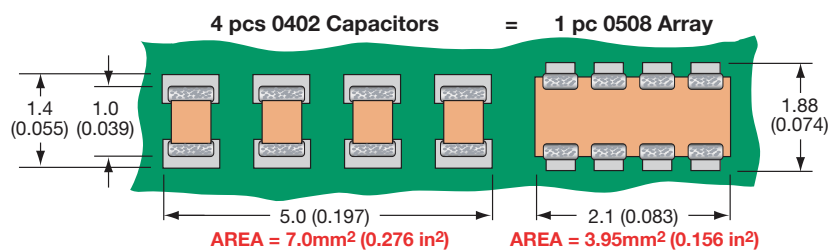
For high volume users of cap arrays using the very latest placement equipment capable of placing 10 components per second, the increase in throughput can be very significant and can have the overall effect of reducing the number of placement machines required to mount components:

If 120 million 2-element arrays or 40 million 4-element arrays were placed in a year, the requirement for placement equipment would be reduced by one machine.

During a 20Hr operational day a machine places 720K components. Over a working year of 167 days the machine can place approximately 120 million. If 2-element arrays are mounted instead of discrete components, then the number of placements is reduced by a factor of two and in the scenario where 120 million 2-element arrays are placed there is a saving of one pick and place machine.

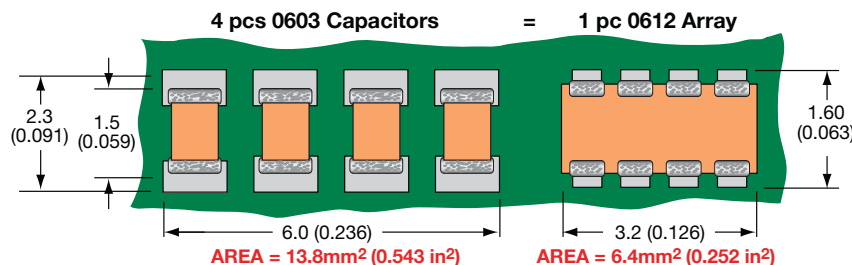
Smaller volume users can also benefit from replacing discrete components with arrays. The total number of placements is reduced thus creating spare capacity on placement machines. This in turn generates the opportunity to increase overall production output without further investment in new equipment.

W2A (0508) Capacitor Arrays



The 0508 4-element capacitor array gives a PCB space saving of over 40% vs four 0402 discrettes and over 70% vs four 0603 discrete capacitors.

W3A (0612) Capacitor Arrays



The 0612 4-element capacitor array gives a PCB space saving of over 50% vs four 0603 discrettes and over 70% vs four 0805 discrete capacitors.

Capacitor Array

Capacitor Array (IPC)

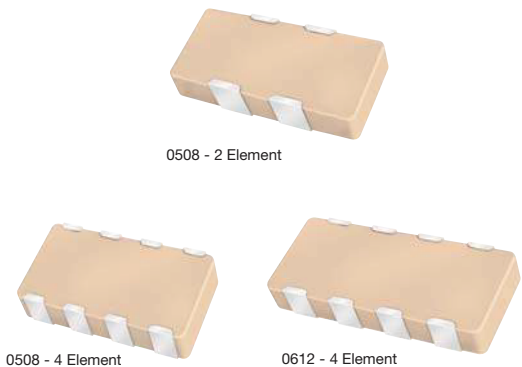


GENERAL DESCRIPTION

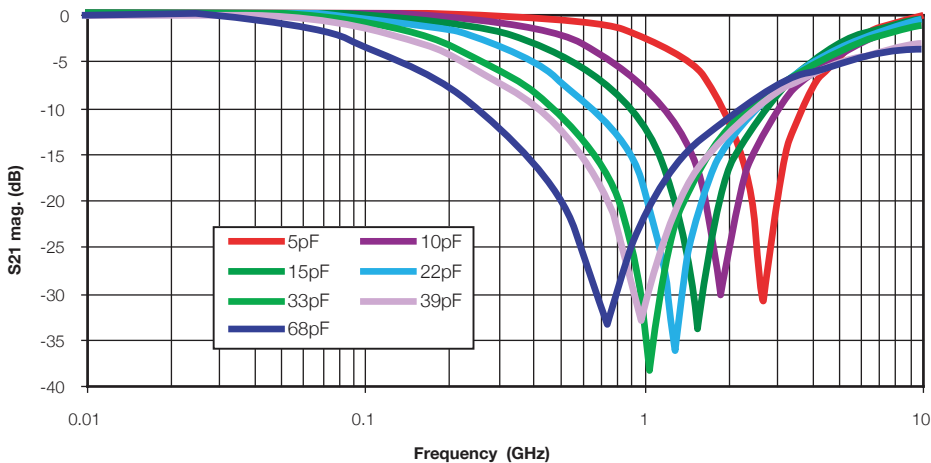
KYOCERA AVX is the market leader in the development and manufacture of capacitor arrays. The array family of products also includes the 0612 4-element device as well as 0508 2-element and 4-element series, all of which have received widespread acceptance in the marketplace.

KYOCERA AVX capacitor arrays are available in X5R, X7R and NP0 (C0G) ceramic dielectrics to cover a broad range of capacitance values. Voltage ratings from 6.3 Volts up to 100 Volts are offered. KYOCERA AVX also now offers a range of automotive capacitor arrays qualified to AEC-Q200 (see separate table).

Key markets for capacitor arrays are Mobile and Cordless Phones, Digital Set Top Boxes, Computer Motherboards and Peripherals as well as Automotive applications, RF Modems, Networking Products, etc.



AVX Capacitor Array - W2A41A***K
S21 Magnitude



HOW TO ORDER

W	2	A	4	3	C	103	M	A	T	2A
Style	Case Size	Array	Number of Caps	Voltage	Dielectric	Capacitance Code	Capacitance Tolerance	Failure Rate	Termination Code	Packaging & Quantity Code
W = RoHS L = SnPb	2 = 0508 3 = 0612	2 = 2 Element 4 = 4 Element	2 = 2 Element 4 = 4 Element	6 = 6V Z = 10V Y = 16V 3 = 25V 5 = 50V 1 = 100V	A = NP0 C = X7R D = X5R	2 Sig. Digits + Number of Zeros	J = ±5% K = ±10% M = ±20%	A = Commercial 4 = Automotive	*T = Plated Ni and Sn *Z = FLEXITERM® *B = 5% min lead *X = FLEXITERM® with 5% min lead	2A = 7" Reel 4A = 13" Reel 2F = 7" Reel (1000)
									*RoHS Compliant	
									*Not RoHS Compliant	



NOTE: Contact factory for availability of Termination and Tolerance Options for Specific Part Numbers.

Capacitor Array

Capacitance Range – NP0/C0G

SIZE			W2 = 0508			W3 = 0612		
# Elements			4			4		
Soldering			Reflow/Wave			Reflow/Wave		
Packaging			Paper/Embossed			Paper/Embossed		
Length	mm		1.30 ± 0.15			1.60 ± 0.150		
	(in.)		(0.051 ± 0.006)			(0.063 ± 0.006)		
Width	mm		2.10 ± 0.15			3.20 ± 0.20		
	(in.)		(0.083 ± 0.006)			(0.126 ± 0.008)		
Max. Thickness	mm		0.94			1.35		
	(in.)		(0.037)			(0.053)		
WVDC			16	25	50	16	25	50
1R0	Cap	1.0						
1R2	(pF)	1.2						
1R5		1.5						
1R8		1.8						
2R2		2.2						
2R7		2.7						
3R3		3.3						
3R9		3.9						
4R7		4.7						
5R6		5.6						
6R8		6.8						
8R2		8.2						
100		10						
120		12						
150		15						
180		18						
220		22						
270		27						
330		33						
390		39						
470		47						
560		56						
680		68						
820		82						
101		100						
121		120						
151		150						
181		180						
221		220						
271		270						
331		330						
391		390						
471		470						
561		560						
681		680						
821		820						
102		1000						
122		1200						
152		1500						
182		1800						
222		2200						
272		2700						
332		3300						
392		3900						
472		4700						
562		5600						
682		6800						
822		8200						

 = Supported Values

Capacitor Array


Capacitance Range – X7R



SIZE		W2 = 0508						W2 = 0508						W3 = 0612					
# Elements		2						4						4					
Soldering		Reflow/Wave						Reflow/Wave						Reflow/Wave					
Packaging		All Paper						Paper/Embossed						Paper/Embossed					
Length	mm	1.30 ± 0.15						1.30 ± 0.15						1.60 ± 0.150					
	(in.)	(0.051 ± 0.006)						(0.051 ± 0.006)						(0.063 ± 0.006)					
Width	mm	2.10 ± 0.15						2.10 ± 0.15						3.20 ± 0.20					
	(in.)	(0.083 ± 0.006)						(0.083 ± 0.006)						(0.126 ± 0.008)					
Max. Thickness	mm	0.94						0.94						1.35					
	(in.)	(0.037)						(0.037)						(0.053)					
WVDC		6	10	16	25	50	100	6	10	16	25	50	100	6	10	16	25	50	100
101	Cap (pF)	100																	
121		120																	
151		150																	
181		180																	
221		220																	
271		270																	
331		330																	
391		390																	
471		470																	
561		560																	
681		680																	
751		750																	
821		820																	
102		1000																	
122		1200																	
152		1500																	
182		1800																	
222		2000																	
272		2700																	
332		3300																	
392		3900																	
472		4700																	
562		5600																	
682		6800																	
822		8200																	
103	Cap (µF)	0.010																	
153		0.015																	
183		0.018																	
223		0.022																	
273		0.027																	
333		0.033																	
393		0.039																	
473		0.047																	
563		0.056																	
683		0.068																	
823		0.082																	
104		0.100																	
154		0.150																	
224		0.220																	
274		0.270																	
334		0.330																	
394		0.390																	
474		0.470																	
564		0.560																	
684		0.680																	
824		0.820																	
105		1.000																	

Capacitor Array

Automotive Capacitor Array (IPC)



As the market leader in the development and manufacture of capacitor arrays KYOCERA AVX is pleased to offer a range of AEC-Q200 qualified arrays to complement our product offering to the Automotive industry. Both the KYOCERA AVX 0612 and 0508 4-element capacitor array styles are qualified to the AEC-Q200 automotive specifications.

AEC-Q200 is the Automotive Industry qualification standard and a detailed qualification package is available on request. All KYOCERA AVX automotive capacitor array production facilities are certified to ISO/TS 16949:2002.

HOW TO ORDER

W	3	A	4	Y	C	104	K	4	T	2A
Style W = RoHS L = SnPb	Case Size 2 = 0508 3 = 0612	Array	Number of Caps	Voltage Z = 10V Y = 16V 3 = 25V 5 = 50V 1 = 100V	Dielectric A = NP0 C = X7R F = X8R	Capacitance Code (In pF) Significant Digits + Number of Zeros e.g. 10µF=106	Capacitance Tolerance *J = ±5% *K = ±10% *M = ±20%	Failure Rate 4 = Automotive	Terminations *T = Plated Ni and Sn *Z = FLEXITERM® B = 5% min lead X = FLEXITERM® with 5% min lead	Packaging & Quantity Code 2A = 7" Reel 4A = 13" Reel 2F = 7" Reel (1000)

*RoHS Compliant

*Contact factory for availability by part number for K = ±10% and J = ±5% tolerance.

NP0/COG

SIZE		W3 = 0612		
No. of Elements		Reflow/Wave		
WVDC		16	25	50
1R0	Cap 1.0			
1R2	Cap 1.2			
1R5	Cap 1.5			
1R8	Cap 1.8			
2R2	Cap 2.2			
2R7	Cap 2.7			
3R3	Cap 3.3			
3R9	Cap 3.9			
4R7	Cap 4.7			
5R6	Cap 5.6			
6R8	Cap 6.8			
8R2	Cap 8.2			
100	Cap 10			
120	Cap 12			
150	Cap 15			
180	Cap 18			
220	Cap 22			
270	Cap 27			
330	Cap 33			
390	Cap 39			
470	Cap 47			
560	Cap 56			
680	Cap 68			
820	Cap 82			
101	Cap 100			
121	Cap 120			
151	Cap 150			
181	Cap 180			
221	Cap 220			
271	Cap 270			
331	Cap 330			
391	Cap 390			
471	Cap 470			
561	Cap 560			
681	Cap 680			
821	Cap 820			
102	Cap 1000			
122	Cap 1200			
152	Cap 1500			
182	Cap 1800			
222	Cap 2200			
272	Cap 2700			
332	Cap 3300			
392	Cap 3900			
472	Cap 4700			
562	Cap 5600			
682	Cap 6800			
822	Cap 8200			

■ = NP0/COG

X7R

SIZE		W2 = 0508				W2 = 0508				W3 = 0612				
No. of Elements		2				4				4				
WVDC		16	25	50	100	16	25	50	100	10	16	25	50	100
101	Cap 100													
121	Cap 120													
151	Cap 150													
181	Cap 180													
221	Cap 220													
271	Cap 270													
331	Cap 330													
391	Cap 390													
471	Cap 470													
561	Cap 560													
681	Cap 680													
821	Cap 820													
102	Cap 1000													
122	Cap 1200													
152	Cap 1500													
182	Cap 1800													
222	Cap 2200													
272	Cap 2700													
332	Cap 3300													
392	Cap 3900													
472	Cap 4700													
562	Cap 5600													
682	Cap 6800													
822	Cap 8200													
103	Cap 0.010													
123	Cap 0.012													
153	Cap 0.015													
183	Cap 0.018													
223	Cap 0.022													
273	Cap 0.027													
333	Cap 0.033													
393	Cap 0.039													
473	Cap 0.047													
563	Cap 0.056													
683	Cap 0.068													
823	Cap 0.082													
104	Cap 0.10													
124	Cap 0.12													
154	Cap 0.15													
224	Cap 0.22													

■ = X7R

*Not RoHS Compliant



LEAD-FREE
LEAD-FREE COMPATIBLE
COMPONENT



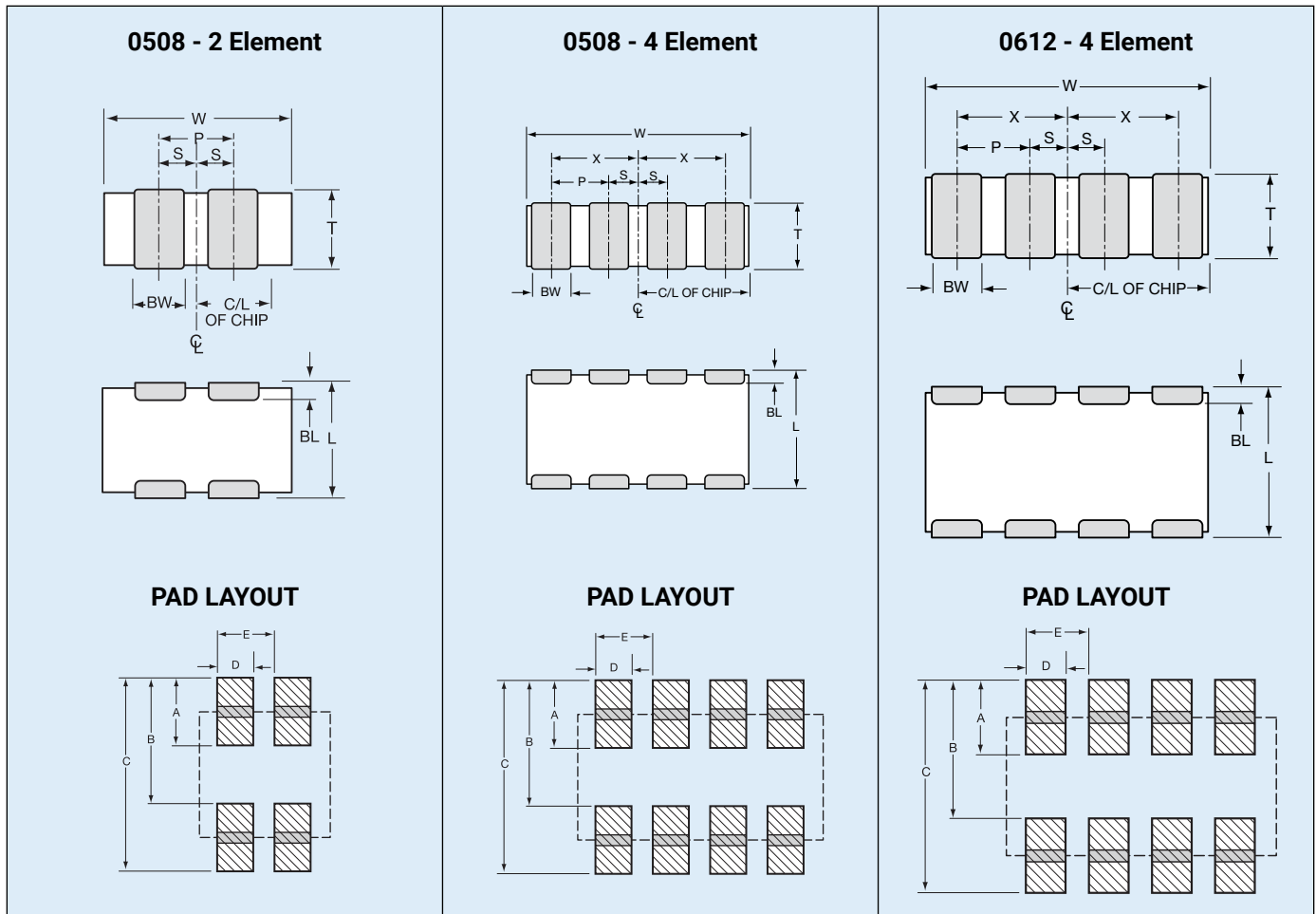
RoHS
COMPLIANT

Capacitor Array

Part & Pad Layout Dimensions

PART & PAD LAYOUT DIMENSIONS

millimeters (inches)



PART DIMENSIONS

0508 - 2 Element

L	W	T	BW	BL	P	S
1.30 ± 0.15 (0.051 ± 0.006)	2.10 ± 0.15 (0.083 ± 0.006)	0.94 MAX (0.037 MAX)	0.43 ± 0.10 (0.017 ± 0.004)	0.33 ± 0.08 (0.013 ± 0.003)	1.00 REF (0.039 REF)	0.50 ± 0.10 (0.020 ± 0.004)

0508 - 4 Element

L	W	T	BW	BL	P	X	S
1.30 ± 0.15 (0.051 ± 0.006)	2.10 ± 0.15 (0.083 ± 0.006)	0.94 MAX (0.037 MAX)	0.25 ± 0.06 (0.010 ± 0.003)	0.20 ± 0.08 (0.008 ± 0.003)	0.50 REF (0.020 REF)	0.75 ± 0.10 (0.030 ± 0.004)	0.25 ± 0.10 (0.010 ± 0.004)

0612 - 4 Element

L	W	T	BW	BL	P	X	S
1.60 ± 0.20 (0.063 ± 0.008)	3.20 ± 0.20 (0.126 ± 0.008)	1.35 MAX (0.053 MAX)	0.41 ± 0.10 (0.016 ± 0.004)	0.18 ^{+0.25} _{-0.08} (0.007 ^{+0.010} _{-0.003})	0.76 REF (0.030 REF)	1.14 ± 0.10 (0.045 ± 0.004)	0.38 ± 0.10 (0.015 ± 0.004)

PAD LAYOUT DIMENSIONS

0508 - 2 Element

A	B	C	D	E
0.68 (0.027)	1.32 (0.052)	2.00 (0.079)	0.46 (0.018)	1.00 (0.039)

0508 - 4 Element

A	B	C	D	E
0.56 (0.022)	1.32 (0.052)	1.88 (0.074)	0.30 (0.012)	0.50 (0.020)

0612 - 4 Element

A	B	C	D	E
0.89 (0.035)	1.65 (0.065)	2.54 (0.100)	0.46 (0.018)	0.76 (0.030)

Mouser Electronics

Authorized Distributor

Click to View Pricing, Inventory, Delivery & Lifecycle Information:

KYOCERA AVX:

[W1A25A330KAT4A](#) [W1A2ZD104MAT2A](#) [W2A2YD104KAT2A](#) [W1A2YA101KAT2A](#) [W1A2YA220KAT2A](#)
[W1A2YA270KAT2A](#) [W1A2YA470KAT2A](#) [W1A2YC102MAT2A](#) [W1A2YC102MAT4A](#) [W1A2YC682KAT2A](#)
[W1A2YC682MAT2A](#) [W1A2YD223MAT2A](#) [W1A2ZA220KAT2A](#) [W1A2ZC682KAT2A](#) [W1A2ZC682MAT2A](#)
[W1A2ZD223MAT2A](#) [W1A23A101KAT2A](#) [W1A23A220KAT2A](#) [W1A23A270KAT2A](#) [W1A23A470KAT2A](#)
[W1A23C102MAT2A](#) [W1A23C102MAT4A](#) [W1A23C682KAT2A](#) [W1A23C682MAT2A](#) [W1A25A101KAT2A](#)
[W1A25A220KAT2A](#) [W1A25A270KAT2A](#) [W1A25A470KAT2A](#) [W1A26D104MAT2A](#) [W2A2ZD104MAT2A](#)
[W2A45A101JAT2A](#) [W1A25C471MAT2A](#) [W1A25C102KAT4A](#) [W2A26D105MAT2A](#) [L3A4YC102KAB2A](#)
[L3A41C102KAB2A](#) [L3A45C102KAB2A](#) [W1A2YA220KAT4A](#) [W1A2YC223MAT2F](#) [W1A2ZC223MAT2F](#)
[W1A23A220KAT4A](#) [L3A45C103KAB2A](#) [L3A45C332KAB2A](#) [W1A25C472MAT2F](#) [W1A23A270KAT4A](#)
[W1A25A220KAT4A](#) [W1A25A300KAT2A](#) [W1A25C102MAT2A](#) [W1A25C102MAT2F](#) [W1A25C102MAT4A](#)
[W1A25C682KAT2A](#) [W1A25C682MAT2A](#) [W1A2YC103MAT2A](#) [W1A2YC103MAT4A](#) [W2A2YD104MAT2A](#)
[W1A23C222MAZ2F](#) [W1A25A120KAT2A](#) [W1A25A150KAT2A](#) [W1A2ZD473KAT2A](#) [W2A2ZD105KAT2A](#)
[W1A2ZD104KAT2F](#) [L3A43C102KAB2A](#) [L2A4ZC104KAB2F](#) [W1A2ZD104KAT2A](#) [L3A45C473KAB2A](#)
[W1A23A120KAT2A](#) [W1A23A150KAT2A](#) [W1A23A300KAT2A](#) [W1A23C102KAT4A](#) [W1A23C471MAT2A](#)
[W1A23C472MAT2F](#) [W1A2YA120KAT2A](#) [W1A2YA150KAT2A](#) [W1A2YA300KAT2A](#) [W1A2YC102KAT4A](#)
[W1A2YC471MAT2A](#) [W1A2YC472MAT2F](#) [W1A2ZC102KAT4A](#) [W1A2ZC471MAT2A](#) [W1A2ZC472MAT2F](#)
[W2A2YD473KAT2A](#) [W2A2ZD473KAT2A](#) [W2A4YD104KAT2A](#) [W2L1ZC474MAT2F](#) [W2L14C104MAT1A](#)
[W3L1YC474MAT4A](#) [W3L1YD474MAT2A](#) [W2L13C683MAT1A](#) [W2L1ZC474MAT2A](#) [W3L1ZC105KAT2A](#)
[W2L13C104MAT1F](#) [W3L14C105MAT2A](#) [W3A43G104ZAT1A](#) [W2L16D684MAT1S](#) [W2L1ZC474MAT4A](#)
[W3L16C105KAT2A](#) [W3L1YC474MAT2AF](#) [W2L1ZC684MAT2A](#) [W3L16C105MAT2A](#) [W3L1YC104KAT1S](#)