


# Multilayer Organic (MLO®) Filters

## MLO® High Pass Filters

### General Information



#### GENERAL DESCRIPTION

The MLO® High Pass Filters are low profile passive devices with best in class performance based on AVX's patented multilayer organic high density interconnect technology. The MLO® High pass filters utilize high dielectric constant and low loss materials to realize high Q passive printed elements, such as inductors and capacitors, in a multilayer stack. This results in a high performance High Pass Filter design. MLO® High Pass Filters can support both a variety of frequency bands and multiple wireless standards, and are less than 1.0mm in thickness. All filters are expansion matched to most organic PCB materials, thereby resulting in improved reliability over standard silicon and ceramic devices.

#### FEATURES

- Wide Frequency Range
- Excellent Isolation
- Low Loss
- Expansion matched to PCB
- 50Ω Impedance
- Surface Mountable
- RoHS Compliant
- High Q

#### APPLICATIONS

- Mobile Communication
- GPS
- Vehicle location systems
- Wireless LANs
- Satellite Receivers
- Instrumentation

#### LAND GRID ARRAY ADVANTAGES

- Inherent Low Profile
- Excellent Solderability
- Better Heat Dissipation

#### HOW TO ORDER

|                   |   |          |                  |                  |             |   |
|-------------------|---|----------|------------------|------------------|-------------|---|
| <b>HF</b>         | <b>0A</b>   | <b>A</b> | <b>2470</b>      | <b>A</b>         | <b>7</b>    | <b>00</b>   |
| Series            | Case Size   | Type     | Frequency In MHz | Standard Testing | Termination | Package Code  |
| High Pass Filters | 0A = 2616<br>0B = 3116<br>0C = 3416<br>0D = 4016<br>1E = 4617 |          |                  |                  | 7 – Gold    | 00 – Waffle Pack<br>TR – 1000 pcs Tape & Reel<br>TR\250 – 250 pcs Tape & Reel |



For RoHS compliant products, please select correct termination style.

#### QUALITY INSPECTION

Finish Parts are 100% electrically tested.

#### TERMINATION

All finishes are compatible with automatic soldering technologies: Pb free reflow, wave soldering, vapor phase, and manual soldering.

#### OPERATING TEMPERATURE

-55°C to +85°C

#### MECHANICAL DIMENSIONS:

inches (mm)

| Case Size | Length                        | Width                        | Height                          |
|-----------|-------------------------------|------------------------------|---------------------------------|
| A 2616    | 0.259±0.010<br>(6.579±0.254)  | 0.157±0.010<br>(3.975±0.254) | Varies - see part specification |
| B 3116    | 0.306±0.010<br>(7.785±0.254)  | 0.156±0.010<br>(3.975±0.254) | Varies - see part specification |
| C 3416    | 0.342±0.010<br>(8.674±0.254)  | 0.157±0.010<br>(3.975±0.254) | Varies - see part specification |
| D 4016    | 0.401±0.010<br>(10.198±0.254) | 0.156±0.010<br>(3.975±0.254) | Varies - see part specification |
| E 4617    | 0.460±0.010<br>(11.684±0.254) | 0.170±0.010<br>(4.318±0.254) | Varies - see part specification |
| 1E 4617   | 0.460±0.010<br>(11.684±0.254) | 0.174±0.004<br>(4.41±0.10)   | Varies - see part specification |
| 2E 4614   | 0.460±0.010<br>(11.684±0.254) | 0.144±0.004<br>(3.64±0.10)   | Varies - see part specification |
| F 5021    | 0.512±0.010<br>(12.992±0.254) | 0.207±0.010<br>(5.245±0.254) | Varies - see part specification |




S2P FILES, DRAWING AND OTHER INFORMATION AVAILABLE IN LINK ON INDIVIDUAL DATASHEETS

# Multilayer Organic (MLO®) Filters

## MLO® High Pass Filters

### ELECTRICAL SPECIFICATIONS

| Part Number   | Passband (GHz) |      | Insertion Loss (dB) |      | Typical -3dB Cutoff Frequency (GHz) | Stopband Rejection Frequency (GHz) |       | Rated RF Power (W) |
|---------------|----------------|------|---------------------|------|-------------------------------------|------------------------------------|-------|--------------------|
|               | Min            | Max  | Typ.                | Max  |                                     | -30dB                              | -40dB |                    |
| HF0DA0740A7** | 0.74           | 1.47 | 0.84                | 1.20 | 0.65                                | 0.54                               | 0.52  | 2                  |
| HF0BA0850A7** | 0.85           | 1.94 | 0.75                | 1.20 | 0.77                                | 0.64                               | 0.63  | 2                  |
| HF0BA0930A7** | 0.93           | 1.62 | 0.87                | 1.20 | 0.82                                | 0.69                               | 0.68  | 2                  |
| HF0BA0950A7** | 0.95           | 2.00 | 0.90                | 1.20 | 0.85                                | 0.71                               | 0.65  | 2                  |
| HF0AA1300A7** | 1.30           | 7.00 | 0.53                | 1.20 | 1.10                                | 0.58                               | 0.50  | 2                  |
| HF0AA1330A7** | 1.33           | 6.59 | 0.55                | 1.20 | 1.12                                | 0.59                               | 0.51  | 2                  |
| HF0BA1340A7** | 1.34           | 2.39 | 0.74                | 1.20 | 1.17                                | 1.00                               | 0.97  | 2                  |
| HF0BA1390A7** | 1.39           | 2.52 | 0.75                | 1.20 | 1.21                                | 1.02                               | 1.00  | 2                  |
| HF0BA1420A7** | 1.42           | 2.57 | 0.70                | 1.20 | 1.22                                | 1.03                               | 1.00  | 2                  |
| HF0BA1440A7** | 1.44           | 2.70 | 0.63                | 1.20 | 1.30                                | 1.09                               | 1.06  | 2                  |
| HF0BA1500A7** | 1.50           | 2.83 | 0.75                | 1.20 | 1.38                                | 1.17                               | 1.15  | 2                  |
| HF0BA1540A7** | 1.54           | 2.68 | 0.82                | 1.20 | 1.39                                | 1.18                               | 1.10  | 2                  |
| HF0BA1550A7** | 1.55           | 2.93 | 0.82                | 1.20 | 1.41                                | 1.19                               | -     | 2                  |
| HF0AA1760A7** | 1.76           | 3.50 | 0.64                | 1.20 | 1.49                                | 1.29                               | 1.26  | 2                  |
| HF0AA1800A7** | 1.80           | 4.21 | 0.76                | 1.20 | 1.59                                | 1.31                               | 1.20  | 2                  |
| HF0BA1840A7** | 1.84           | 2.83 | 0.85                | 1.20 | 1.66                                | 1.43                               | 1.40  | 2                  |
| HF0AA2180A7** | 2.18           | 6.50 | 0.73                | 1.20 | 1.90                                | 1.63                               | 1.60  | 2                  |
| HF0AA2230A7** | 2.23           | 6.50 | 0.71                | 1.20 | 1.93                                | 1.69                               | 1.66  | 2                  |
| HF0AA2290A7** | 2.29           | 7.00 | 0.73                | 1.20 | 1.99                                | 1.74                               | 1.71  | 2                  |
| HF0AA2370A7** | 2.37           | 7.00 | 0.76                | 1.20 | 2.06                                | 1.80                               | 1.77  | 2                  |
| HF0AA2400A7** | 2.40           | 7.00 | 0.61                | 1.20 | 2.01                                | 1.75                               | 1.71  | 2                  |
| HF0AA2410A7** | 2.41           | 7.00 | 0.75                | 1.20 | 2.08                                | 1.81                               | 1.78  | 2                  |
| HF0AA2420A7** | 2.42           | 7.00 | 0.73                | 1.20 | 2.04                                | 1.78                               | 1.75  | 2                  |
| HF0AA2470A7** | 2.47           | 6.50 | 0.76                | 1.20 | 2.13                                | 1.86                               | 1.82  | 2                  |
| HF0AA2480A7** | 2.48           | 6.00 | 0.71                | 1.20 | 2.11                                | 1.84                               | 1.81  | 2                  |
| HF0AA3280A7** | 3.28           | 8.50 | 0.91                | 1.20 | 3.02                                | 2.53                               | 2.43  | 2                  |
| HF0AA3460A7** | 3.46           | 8.50 | 0.75                | 1.20 | 3.14                                | 2.61                               | 2.52  | 2                  |
| HF0AA3540A7** | 3.54           | 8.50 | 0.85                | 1.20 | 2.92                                | 2.42                               | 2.27  | 2                  |
| HF0AA4140A7** | 4.14           | 8.50 | 0.66                | 1.20 | 3.59                                | 2.83                               | 2.71  | 2                  |
| HF0AA4270A7** | 4.27           | 8.00 | 0.77                | 1.20 | 3.76                                | 3.17                               | -     | 2                  |
| HF0AA4430A7** | 4.43           | 7.00 | 0.61                | 1.20 | 3.88                                | 2.98                               | 2.86  | 2                  |
| HF0AA4500A7** | 4.50           | 7.50 | 0.65                | 1.20 | 3.93                                | 3.08                               | 2.96  | 2                  |
| HF0AA4680A7** | 4.68           | 7.50 | 0.62                | 1.20 | 4.09                                | 3.21                               | 3.08  | 2                  |
| HF0AA6240A7** | 6.24           | 8.00 | 0.80                | 1.20 | 5.37                                | 4.76                               | 4.68  | 2                  |
| HF0AA6380A7** | 6.38           | 8.00 | 0.74                | 1.20 | 5.28                                | 4.61                               | 4.54  | 2                  |
| HF0AA6510A7** | 6.51           | 8.00 | 0.83                | 1.20 | 5.58                                | 4.95                               | 4.88  | 2                  |

 [Click on part number to see full specifications](#)

\*\*Packaging: 00 = waffle pack, TR = 1000pcs T&R, TR1250 = 250pcs T&R

# Multilayer Organic (MLO®) Filters

## MLO® High Pass Filters

### HF0DA0740A7\*\*

#### ELECTRICAL SPECIFICATIONS

|           |                 |          |     |
|-----------|-----------------|----------|-----|
| Pass Band | 0.74 - 1.47 GHz | 1.2 dB   | Max |
|           | 0.74 - 1.47 GHz | 0.84 dB  | Typ |
|           | -3dB Cutoff     | 0.65 GHz | Typ |
| Rejection | DC - 0.54 GHz   | 30dB     | Min |
|           | DC - 0.52 GHz   | 40dB     | Min |
| Dimension | Thickness       | 22 Mils  | Max |
| RF Power  | Power           | 2 Watts  | Max |

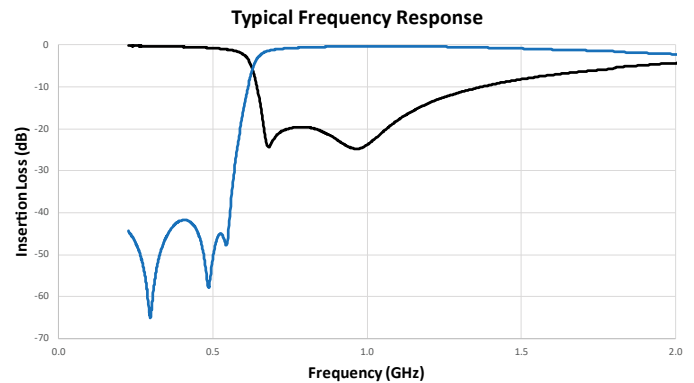
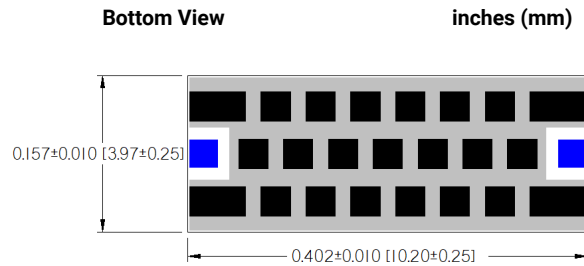
[Click here to return to main table.](#)



**CLICK HERE TO DOWNLOAD  
DATA FILES**

\*Data files contain DXF and S2P files

#### DIMENSIONS – CASE SIZE D



### HF0BA0850A7\*\*

#### ELECTRICAL SPECIFICATIONS

|           |                 |          |     |
|-----------|-----------------|----------|-----|
| Pass Band | 0.85 - 1.94 GHz | 1.2 dB   | Max |
|           | 0.85 - 1.94 GHz | 0.75 dB  | Typ |
|           | -3dB Cutoff     | 0.77 GHz | Typ |
| Rejection | DC - 0.64 GHz   | 30 dB    | Min |
|           | DC - 0.63 GHz   | 40 dB    | Min |
| Dimension | Thickness       | 22 Mils  | Max |
| RF Power  | Power           | 2 Watts  | Max |

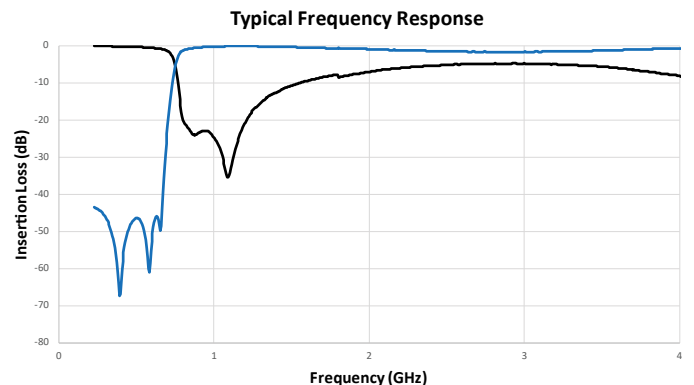
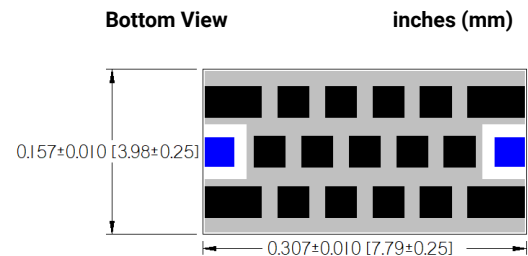
[Click here to return to main table.](#)



**CLICK HERE TO DOWNLOAD  
DATA FILES**

\*Data files contain DXF and S2P files

#### DIMENSIONS – CASE SIZE B



# Multilayer Organic (MLO®) Filters

## MLO® High Pass Filters

### HF0BA0930A7\*\*

#### ELECTRICAL SPECIFICATIONS

|                  |                 |          |     |
|------------------|-----------------|----------|-----|
| <b>Pass Band</b> | 0.93 - 1.62 GHz | 1.2 dB   | Max |
|                  | 0.93 - 1.62 GHz | 0.87 dB  | Typ |
|                  | -3dB Cutoff     | 0.82 GHz | Typ |
| <b>Rejection</b> | DC - 0.69 GHz   | 30 dB    | Min |
|                  | DC - 0.68 GHz   | 40 dB    | Min |
| <b>Dimension</b> | Thickness       | 22 Mils  | Max |
| <b>RF Power</b>  | Power           | 2 Watts  | Max |

[Click here to return to main table.](#)

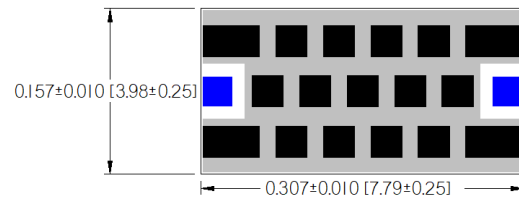
 **CLICK HERE TO DOWNLOAD DATA FILES**

\*Data files contain DXF and S2P files

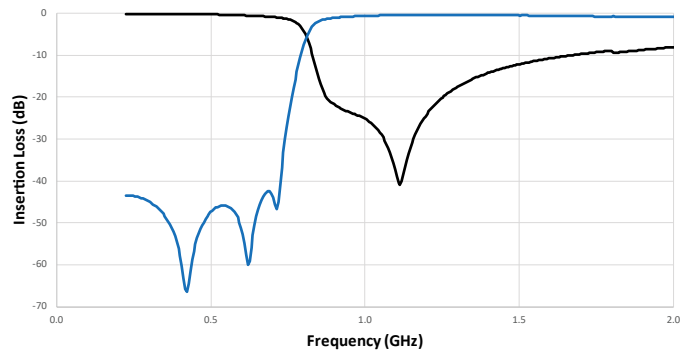
#### DIMENSIONS – CASE SIZE B

Bottom View

inches (mm)



#### Typical Frequency Response



### HF0BA0950A7\*\*

#### ELECTRICAL SPECIFICATIONS

|                  |                 |          |     |
|------------------|-----------------|----------|-----|
| <b>Pass Band</b> | 0.95 - 2.00 GHz | 1.2 dB   | Max |
|                  | 0.95 - 2.00 GHz | 0.90 dB  | Typ |
|                  | -3dB Cutoff     | 0.85 GHz | Typ |
| <b>Rejection</b> | DC - 0.71 GHz   | 30 dB    | Min |
|                  | DC - 0.65 GHz   | 40 dB    | Min |
| <b>Dimension</b> | Thickness       | 22 Mils  | Max |
| <b>RF Power</b>  | Power           | 2 Watts  | Max |

[Click here to return to main table.](#)

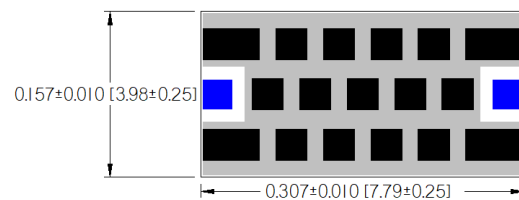
 **CLICK HERE TO DOWNLOAD DATA FILES**

\*Data files contain DXF and S2P files

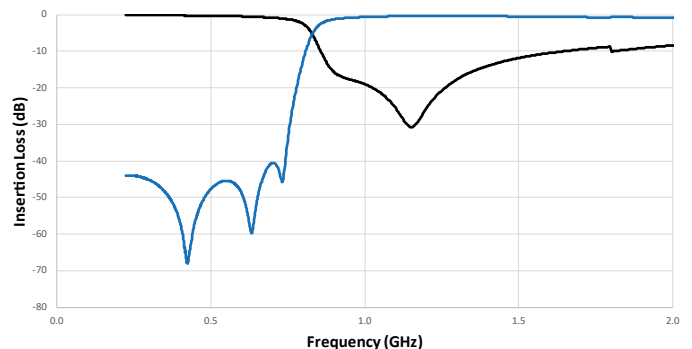
#### DIMENSIONS – CASE SIZE B

Bottom View

inches (mm)



#### Typical Frequency Response



# Multilayer Organic (MLO®) Filters

## MLO® High Pass Filters

### HF0AA1300A7\*\*

#### ELECTRICAL SPECIFICATIONS

|                  |                 |          |     |
|------------------|-----------------|----------|-----|
| <b>Pass Band</b> | 1.30 - 7.00 GHz | 1.2 dB   | Max |
|                  | 1.30 - 7.00 GHz | 0.53 dB  | Typ |
|                  | -3dB Cutoff     | 1.10 GHz | Typ |
| <b>Rejection</b> | DC - 0.58 GHz   | 30 dB    | Min |
|                  | DC - 0.50 GHz   | 40 dB    | Min |
| <b>Dimension</b> | Thickness       | 22 Mils  | Max |
| <b>RF Power</b>  | Power           | 2 Watts  | Max |

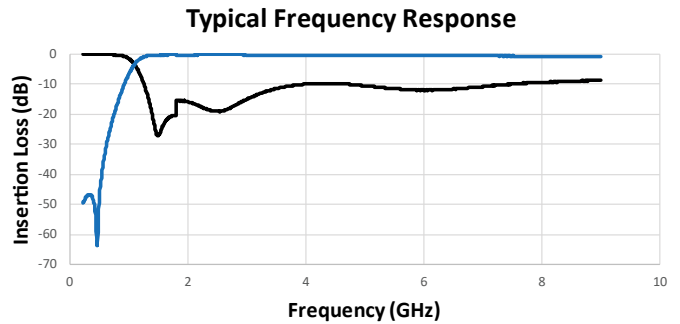
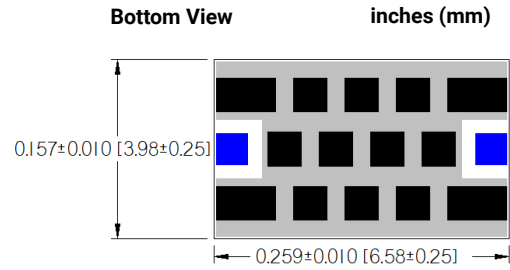
[Click here to return to main table.](#)



**CLICK HERE TO DOWNLOAD  
DATA FILES**

\*Data files contain DXF and S2P files

#### DIMENSIONS – CASE SIZE A



### HF0AA1330A7\*\*

#### ELECTRICAL SPECIFICATIONS

|                  |                 |          |     |
|------------------|-----------------|----------|-----|
| <b>Pass Band</b> | 1.33 - 6.59 GHz | 1.2 dB   | Max |
|                  | 1.33 - 6.59 GHz | 0.55 dB  | Typ |
|                  | -3dB Cutoff     | 1.12 GHz | Typ |
| <b>Rejection</b> | DC - 0.59 GHz   | 30 dB    | Min |
|                  | DC - 0.51 GHz   | 40 dB    | Min |
| <b>Dimension</b> | Thickness       | 22 Mils  | Max |
| <b>RF Power</b>  | Power           | 2 Watts  | Max |

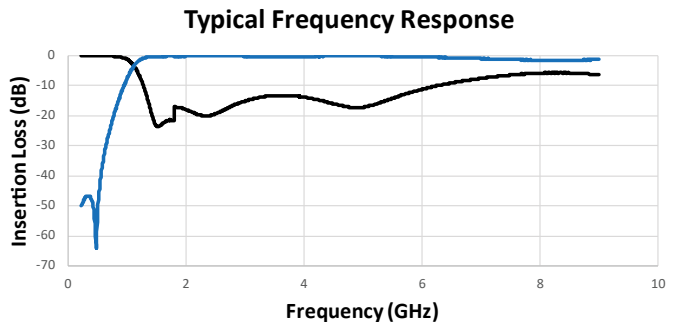
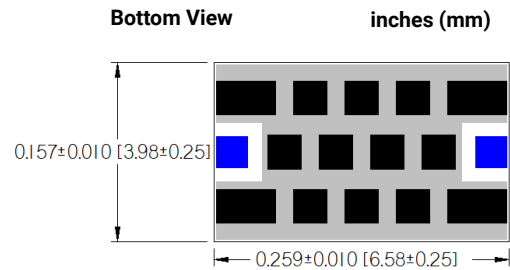
[Click here to return to main table.](#)



**CLICK HERE TO DOWNLOAD  
DATA FILES**

\*Data files contain DXF and S2P files

#### DIMENSIONS – CASE SIZE A



# Multilayer Organic (MLO®) Filters

## MLO® High Pass Filters

### HF0BA1340A7\*\*

#### ELECTRICAL SPECIFICATIONS

|                  |                 |          |     |
|------------------|-----------------|----------|-----|
| <b>Pass Band</b> | 1.34 - 2.39 GHz | 1.2 dB   | Max |
|                  | 1.34 - 2.39 GHz | 0.74 dB  | Typ |
|                  | -3dB Cutoff     | 1.17 GHz | Typ |
| <b>Rejection</b> | DC - 1.00 GHz   | 30 dB    | Min |
|                  | DC - 0.97 GHz   | 40 dB    | Min |
| <b>Dimension</b> | Thickness       | 22 Mils  | Max |
| <b>RF Power</b>  | Power           | 2 Watts  | Max |

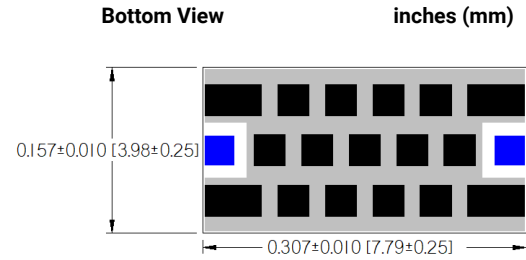
[Click here to return to main table.](#)



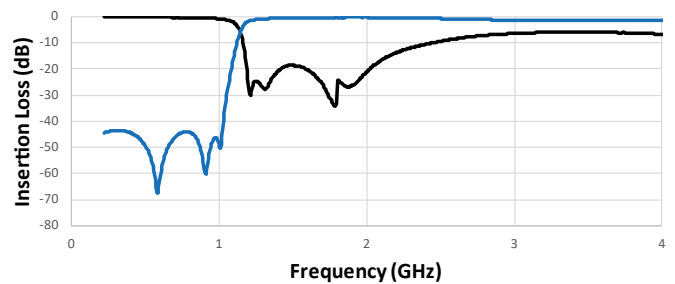
**CLICK HERE TO DOWNLOAD  
DATA FILES**

\*Data files contain DXF and S2P files

#### DIMENSIONS – CASE SIZE B



#### Typical Frequency Response



### HF0BA1390A7\*\*

#### ELECTRICAL SPECIFICATIONS

|                  |                 |          |     |
|------------------|-----------------|----------|-----|
| <b>Pass Band</b> | 1.39 - 2.52 GHz | 1.2 dB   | Max |
|                  | 1.39 - 2.52 GHz | 0.75 dB  | Typ |
|                  | -3dB Cutoff     | 1.21 GHz | Typ |
| <b>Rejection</b> | DC - 1.02 GHz   | 30 dB    | Min |
|                  | DC - 1.00 GHz   | 40 dB    | Min |
| <b>Dimension</b> | Thickness       | 22 Mils  | Max |
| <b>RF Power</b>  | Power           | 2 Watts  | Max |

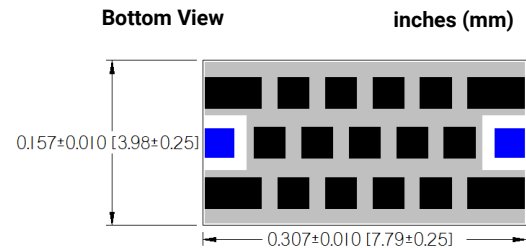
[Click here to return to main table.](#)



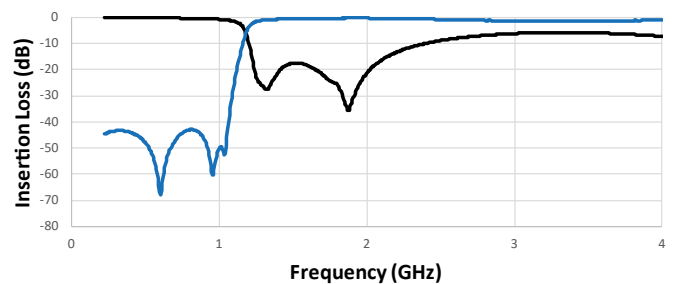
**CLICK HERE TO DOWNLOAD  
DATA FILES**

\*Data files contain DXF and S2P files

#### DIMENSIONS – CASE SIZE B



#### Typical Frequency Response



# Multilayer Organic (MLO®) Filters

## MLO® High Pass Filters

### HF0BA1420A7\*\*

#### ELECTRICAL SPECIFICATIONS

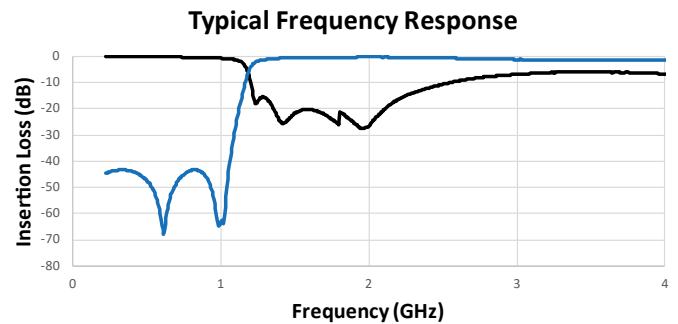
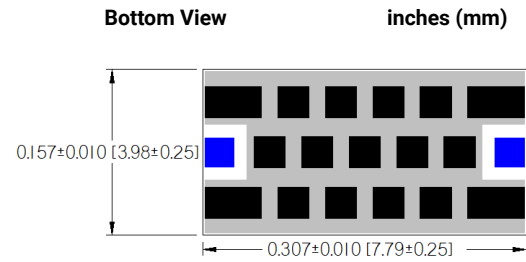
|                  |                 |          |     |
|------------------|-----------------|----------|-----|
| <b>Pass Band</b> | 1.42 - 2.57 GHz | 1.2 dB   | Max |
|                  | 1.42 - 2.57 GHz | 0.70 dB  | Typ |
|                  | -3dB Cutoff     | 1.22 GHz | Typ |
| <b>Rejection</b> | DC - 1.03 GHz   | 30 dB    | Min |
|                  | DC - 1.00 GHz   | 40 dB    | Min |
| <b>Dimension</b> | Thickness       | 22 Mils  | Max |
| <b>RF Power</b>  | Power           | 2 Watts  | Max |

[Click here to return to main table.](#)

 **CLICK HERE TO DOWNLOAD DATA FILES**

\*Data files contain DXF and S2P files

#### DIMENSIONS – CASE SIZE B



### HF0BA1440A7\*\*

#### ELECTRICAL SPECIFICATIONS

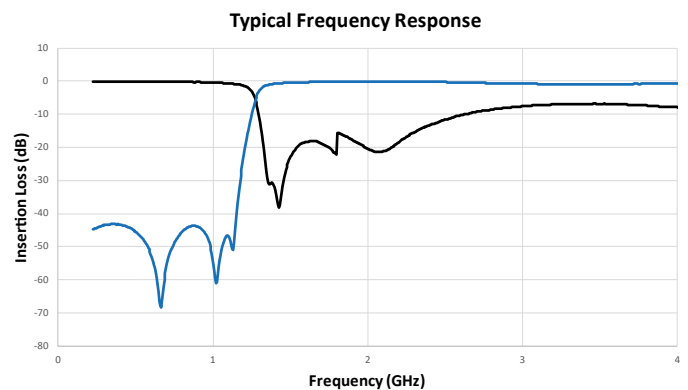
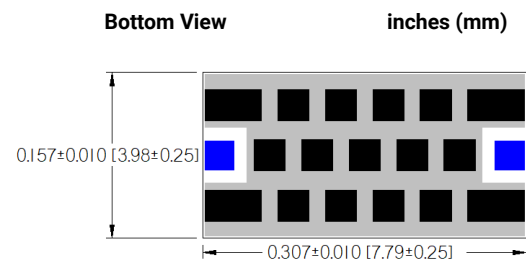
|                  |                 |          |     |
|------------------|-----------------|----------|-----|
| <b>Pass Band</b> | 1.44 - 2.70 GHz | 1.2 dB   | Max |
|                  | 1.44 - 2.70 GHz | 0.63 dB  | Typ |
|                  | -3dB Cutoff     | 1.22 GHz | Typ |
| <b>Rejection</b> | DC - 1.09 GHz   | 30 dB    | Min |
|                  | DC - 1.06 GHz   | 40 dB    | Min |
| <b>Dimension</b> | Thickness       | 22 Mils  | Max |
| <b>RF Power</b>  | Power           | 2 Watts  | Max |

[Click here to return to main table.](#)

 **CLICK HERE TO DOWNLOAD DATA FILES**

\*Data files contain DXF and S2P files

#### DIMENSIONS – CASE SIZE B



# Multilayer Organic (MLO®) Filters

## MLO® High Pass Filters

### HF0BA1500A7\*\*

#### ELECTRICAL SPECIFICATIONS

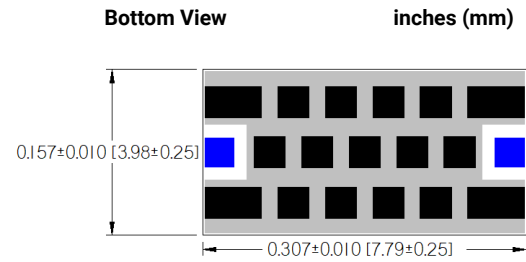
|                  |                 |          |     |
|------------------|-----------------|----------|-----|
| <b>Pass Band</b> | 1.50 - 2.83 GHz | 1.2 dB   | Max |
|                  | 1.50 - 2.83 GHz | 0.75 dB  | Typ |
|                  | -3dB Cutoff     | 1.38 GHz | Typ |
| <b>Rejection</b> | DC - 1.17 GHz   | 30 dB    | Min |
|                  | DC - 1.15 GHz   | 40 dB    | Min |
| <b>Dimension</b> | Thickness       | 22 Mils  | Max |
| <b>RF Power</b>  | Power           | 2 Watts  | Max |

[Click here to return to main table.](#)

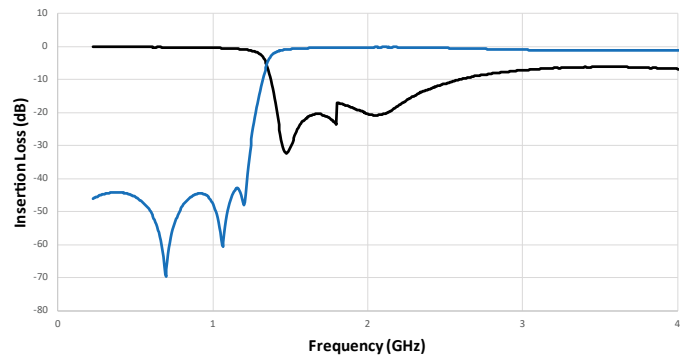
 **CLICK HERE TO DOWNLOAD DATA FILES**

\*Data files contain DXF and S2P files

#### DIMENSIONS – CASE SIZE B



#### Typical Frequency Response



### HF0BA1540A7\*\*

#### ELECTRICAL SPECIFICATIONS

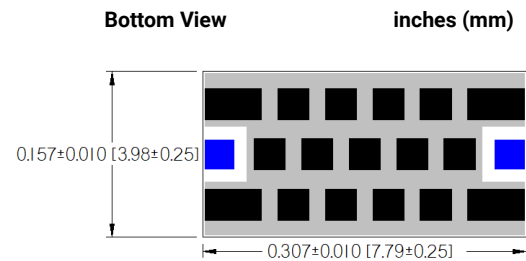
|                  |                 |          |     |
|------------------|-----------------|----------|-----|
| <b>Pass Band</b> | 1.54 - 2.68 GHz | 1.2 dB   | Max |
|                  | 1.54 - 2.68 GHz | 0.82 dB  | Typ |
|                  | -3dB Cutoff     | 1.39 GHz | Typ |
| <b>Rejection</b> | DC - 1.18 GHz   | 30 dB    | Min |
|                  | DC - 1.10 GHz   | 40 dB    | Min |
| <b>Dimension</b> | Thickness       | 22 Mils  | Max |
| <b>RF Power</b>  | Power           | 2 Watts  | Max |

[Click here to return to main table.](#)

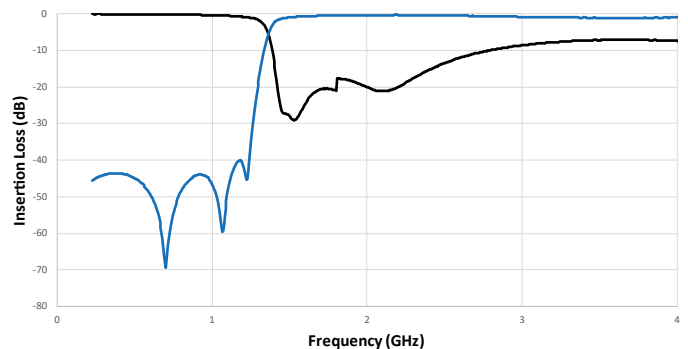
 **CLICK HERE TO DOWNLOAD DATA FILES**

\*Data files contain DXF and S2P files

#### DIMENSIONS – CASE SIZE B



#### Typical Frequency Response





# Multilayer Organic (MLO®) Filters

## MLO® High Pass Filters

### HF0BA1550A7\*\*

#### ELECTRICAL SPECIFICATIONS

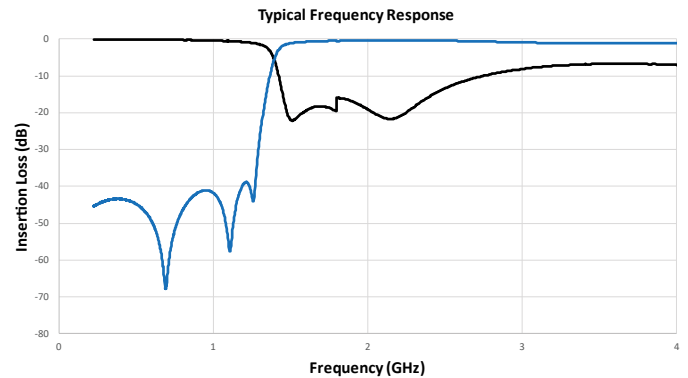
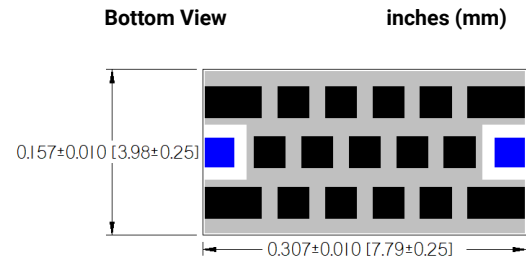
|                  |                 |          |     |
|------------------|-----------------|----------|-----|
| <b>Pass Band</b> | 1.55 - 2.93 GHz | 1.2 dB   | Max |
|                  | 1.55 - 2.93 GHz | 0.82 dB  | Typ |
|                  | -3dB Cutoff     | 1.41 GHz | Typ |
| <b>Rejection</b> | DC - 1.19GHz    | 30 dB    | Min |
|                  | -               | 40 dB    | Min |
| <b>Dimension</b> | Thickness       | 22 Mils  | Max |
| <b>RF Power</b>  | Power           | 2 Watts  | Max |

[Click here to return to main table.](#)

 **CLICK HERE TO DOWNLOAD DATA FILES**

\*Data files contain DXF and S2P files

#### DIMENSIONS – CASE SIZE B



### HF0AA1760A7\*\*

#### ELECTRICAL SPECIFICATIONS

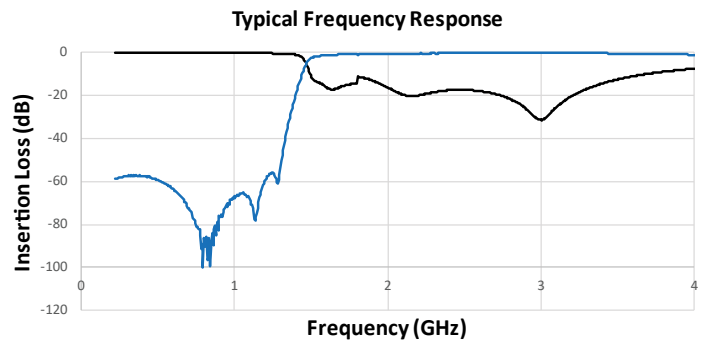
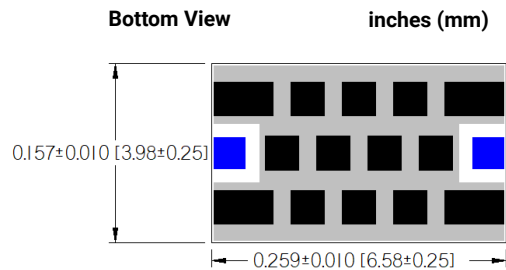
|                  |                 |          |     |
|------------------|-----------------|----------|-----|
| <b>Pass Band</b> | 1.76 - 3.50 GHz | 1.2 dB   | Max |
|                  | 1.76 - 3.50 GHz | 0.64 dB  | Typ |
|                  | -3dB Cutoff     | 1.49 GHz | Typ |
| <b>Rejection</b> | DC - 1.29 GHz   | 30 dB    | Min |
|                  | DC - 1.26 GHz   | 40 dB    | Min |
| <b>Dimension</b> | Thickness       | 22 Mils  | Max |
| <b>RF Power</b>  | Power           | 2 Watts  | Max |

[Click here to return to main table.](#)

 **CLICK HERE TO DOWNLOAD DATA FILES**

\*Data files contain DXF and S2P files

#### DIMENSIONS – CASE SIZE A



# Multilayer Organic (MLO®) Filters

## MLO® High Pass Filters

### HF0AA1800A7\*\*

#### ELECTRICAL SPECIFICATIONS

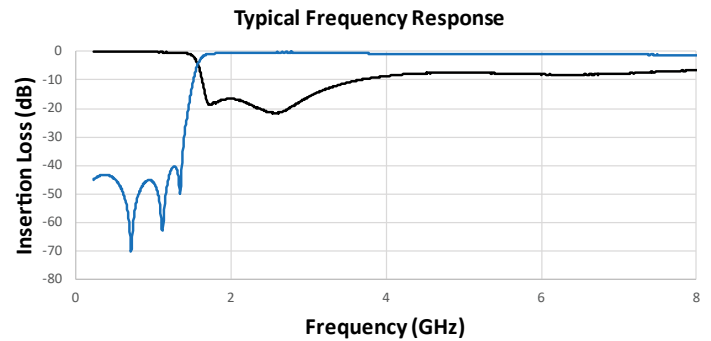
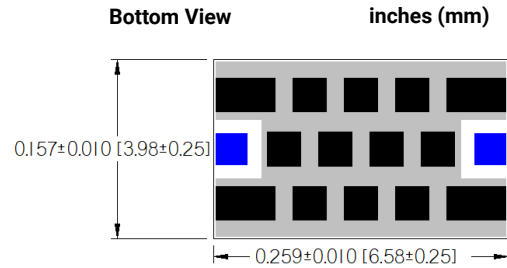
|                  |                 |          |     |
|------------------|-----------------|----------|-----|
| <b>Pass Band</b> | 1.80 - 4.21 GHz | 1.2 dB   | Max |
|                  | 1.80 - 4.21 GHz | 0.76dB   | Typ |
|                  | -3dB Cutoff     | 1.59 GHz | Typ |
| <b>Rejection</b> | DC - 1.31 GHz   | 30 dB    | Min |
|                  | DC - 1.20 GHz   | 40 dB    | Min |
| <b>Dimension</b> | Thickness       | 22 Mils  | Max |
| <b>RF Power</b>  | Power           | 2 Watts  | Max |

[Click here to return to main table.](#)

 **CLICK HERE TO DOWNLOAD DATA FILES**

\*Data files contain DXF and S2P files

#### DIMENSIONS – CASE SIZE A



### HF0BA1840A7\*\*

#### ELECTRICAL SPECIFICATIONS

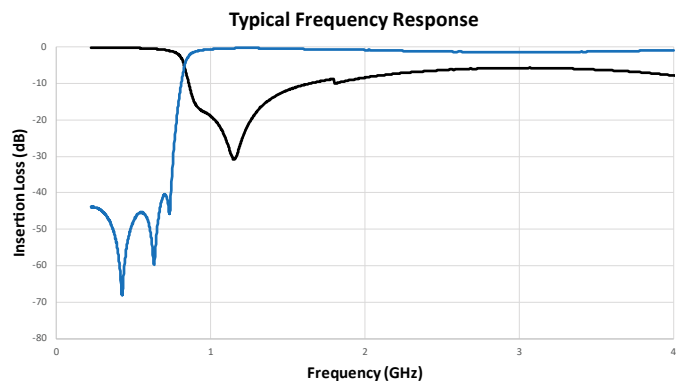
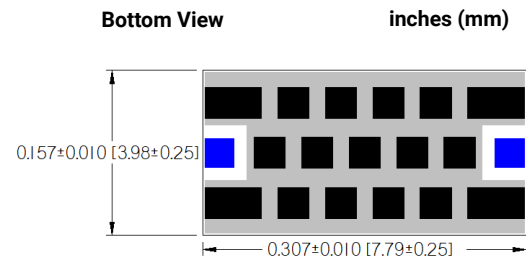
|                  |                 |          |     |
|------------------|-----------------|----------|-----|
| <b>Pass Band</b> | 1.84 - 2.83 GHz | 1.2 dB   | Max |
|                  | 1.84 - 2.83 GHz | 0.85 dB  | Typ |
|                  | -3dB Cutoff     | 1.66 GHz | Typ |
| <b>Rejection</b> | DC - 1.43 GHz   | 30 dB    | Min |
|                  | DC - 1.40 GHz   | 40 dB    | Min |
| <b>Dimension</b> | Thickness       | 22 Mils  | Max |
| <b>RF Power</b>  | Power           | 2 Watts  | Max |

[Click here to return to main table.](#)

 **CLICK HERE TO DOWNLOAD DATA FILES**

\*Data files contain DXF and S2P files

#### DIMENSIONS – CASE SIZE B



# Multilayer Organic (MLO®) Filters

## MLO® High Pass Filters

### HF0AA2180A7\*\*

#### ELECTRICAL SPECIFICATIONS

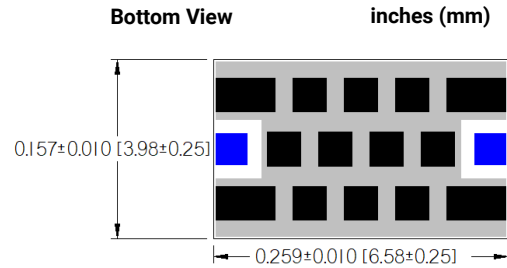
|                  |                 |          |     |
|------------------|-----------------|----------|-----|
| <b>Pass Band</b> | 2.18 - 6.50 GHz | 1.2 dB   | Max |
|                  | 2.18 - 6.50 GHz | 0.73 dB  | Typ |
|                  | -3dB Cutoff     | 1.90 GHz | Typ |
| <b>Rejection</b> | DC - 1.63 GHz   | 30 dB    | Min |
|                  | DC - 1.60 GHz   | 40 dB    | Min |
| <b>Dimension</b> | Thickness       | 22 Mils  | Max |
| <b>RF Power</b>  | Power           | 2 Watts  | Max |

[Click here to return to main table.](#)

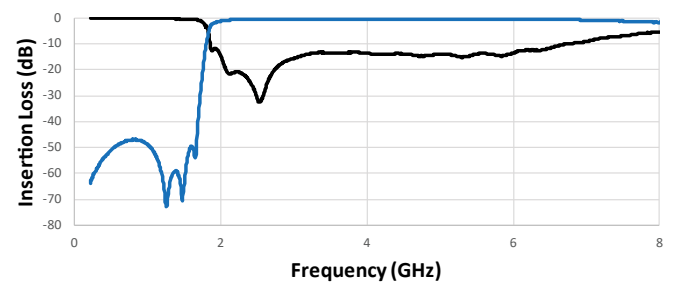
 **CLICK HERE TO DOWNLOAD DATA FILES**

\*Data files contain DXF and S2P files

#### DIMENSIONS – CASE SIZE A



#### Typical Frequency Response



### HF0AA2230A7\*\*

#### ELECTRICAL SPECIFICATIONS

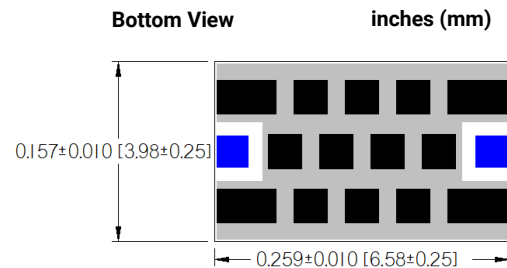
|                  |                 |          |     |
|------------------|-----------------|----------|-----|
| <b>Pass Band</b> | 2.23 - 6.50 GHz | 1.2 dB   | Max |
|                  | 2.23 - 6.50 GHz | 0.71 dB  | Typ |
|                  | -3dB Cutoff     | 1.93 GHz | Typ |
| <b>Rejection</b> | DC - 1.69 GHz   | 30 dB    | Min |
|                  | DC - 1.66 GHz   | 40 dB    | Min |
| <b>Dimension</b> | Thickness       | 22 Mils  | Max |
| <b>RF Power</b>  | Power           | 2 Watts  | Max |

[Click here to return to main table.](#)

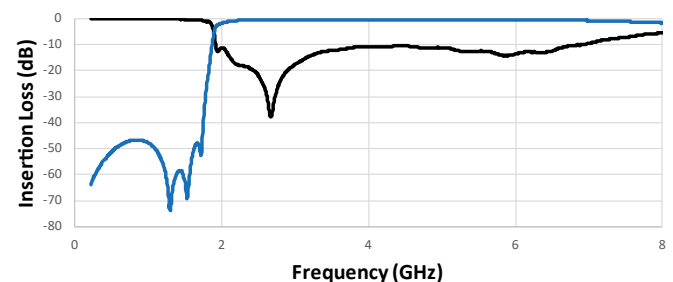
 **CLICK HERE TO DOWNLOAD DATA FILES**

\*Data files contain DXF and S2P files

#### DIMENSIONS – CASE SIZE A



#### Typical Frequency Response



# Multilayer Organic (MLO®) Filters

## MLO® High Pass Filters

### HF0AA2290A7\*\*

#### ELECTRICAL SPECIFICATIONS

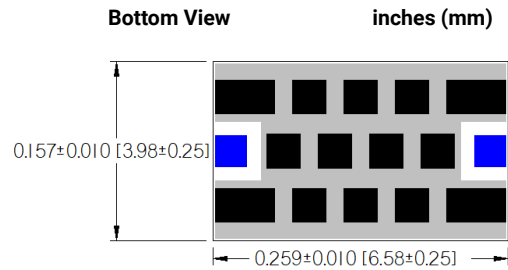
|                  |                 |          |     |
|------------------|-----------------|----------|-----|
| <b>Pass Band</b> | 2.29 - 7.00 GHz | 1.2 dB   | Max |
|                  | 2.29 - 7.00 GHz | 0.73 dB  | Typ |
|                  | -3dB Cutoff     | 1.99 GHz | Typ |
| <b>Rejection</b> | DC - 1.74 GHz   | 30 dB    | Min |
|                  | DC - 1.71 GHz   | 40 dB    | Min |
| <b>Dimension</b> | Thickness       | 22 Mils  | Max |
| <b>RF Power</b>  | Power           | 2 Watts  | Max |

[Click here to return to main table.](#)

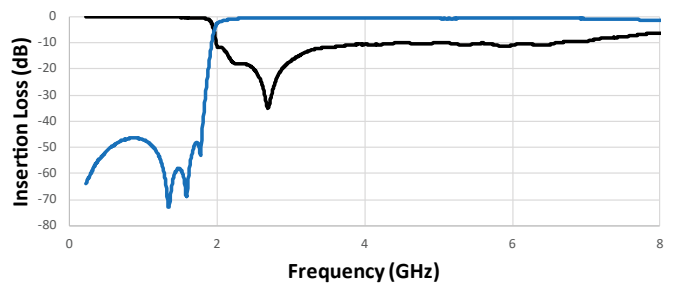
 **CLICK HERE TO DOWNLOAD DATA FILES**

\*Data files contain DXF and S2P files

#### DIMENSIONS – CASE SIZE A



#### Typical Frequency Response



### HF0AA2370A7\*\*

#### ELECTRICAL SPECIFICATIONS

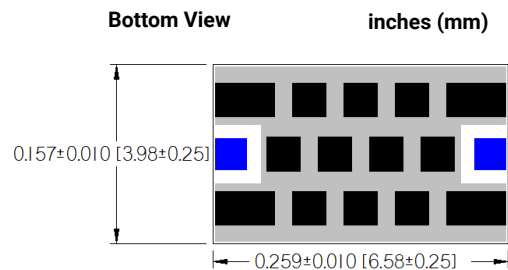
|                  |                 |          |     |
|------------------|-----------------|----------|-----|
| <b>Pass Band</b> | 2.37 - 7.00 GHz | 1.2 dB   | Max |
|                  | 2.37 - 7.00 GHz | 0.76 dB  | Typ |
|                  | -3dB Cutoff     | 2.06 GHz | Typ |
| <b>Rejection</b> | DC - 1.80 GHz   | 30 dB    | Min |
|                  | DC - 1.77 GHz   | 40 dB    | Min |
| <b>Dimension</b> | Thickness       | 22 Mils  | Max |
| <b>RF Power</b>  | Power           | 2 Watts  | Max |

[Click here to return to main table.](#)

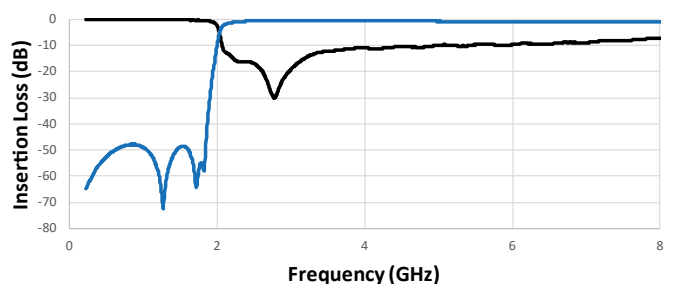
 **CLICK HERE TO DOWNLOAD DATA FILES**

\*Data files contain DXF and S2P files

#### DIMENSIONS – CASE SIZE A



#### Typical Frequency Response



# Multilayer Organic (MLO®) Filters

## MLO® High Pass Filters

### HF0AA2400A7\*\*

#### ELECTRICAL SPECIFICATIONS

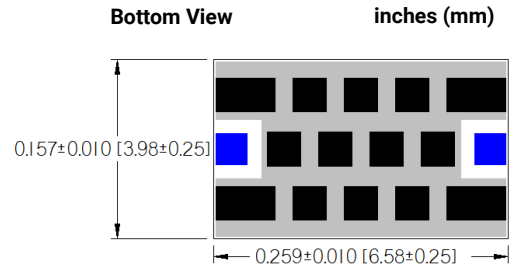
|                  |                 |          |     |
|------------------|-----------------|----------|-----|
| <b>Pass Band</b> | 2.40 - 7.00 GHz | 1.2 dB   | Max |
|                  | 2.40 - 7.00 GHz | 0.61 dB  | Typ |
|                  | -3dB Cutoff     | 2.01 GHz | Typ |
| <b>Rejection</b> | DC - 1.75 GHz   | 30 dB    | Min |
|                  | DC - 1.71 GHz   | 40 dB    | Min |
| <b>Dimension</b> | Thickness       | 22 Mils  | Max |
| <b>RF Power</b>  | Power           | 2 Watts  | Max |

[Click here to return to main table.](#)

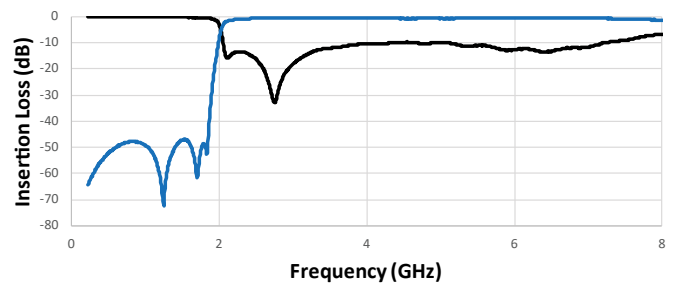
 **CLICK HERE TO DOWNLOAD DATA FILES**

\*Data files contain DXF and S2P files

#### DIMENSIONS – CASE SIZE A



#### Typical Frequency Response



### HF0AA2410A7\*\*

#### ELECTRICAL SPECIFICATIONS

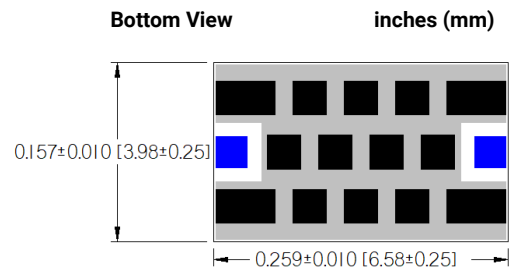
|                  |                 |          |     |
|------------------|-----------------|----------|-----|
| <b>Pass Band</b> | 2.41 - 7.00 GHz | 1.2 dB   | Max |
|                  | 2.41 - 7.00 GHz | 0.75 dB  | Typ |
|                  | -3dB Cutoff     | 2.08 GHz | Typ |
| <b>Rejection</b> | DC - 1.81 GHz   | 30 dB    | Min |
|                  | DC - 1.78 GHz   | 40 dB    | Min |
| <b>Dimension</b> | Thickness       | 22 Mils  | Max |
| <b>RF Power</b>  | Power           | 2 Watts  | Max |

[Click here to return to main table.](#)

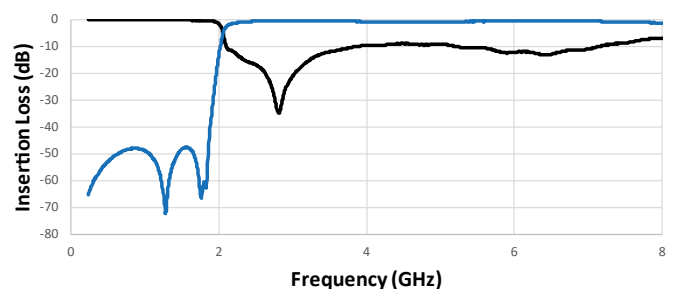
 **CLICK HERE TO DOWNLOAD DATA FILES**

\*Data files contain DXF and S2P files

#### DIMENSIONS – CASE SIZE A



#### Typical Frequency Response



# Multilayer Organic (MLO®) Filters

## MLO® High Pass Filters

### HF0AA2420A7\*\*

#### ELECTRICAL SPECIFICATIONS

|                  |                 |          |     |
|------------------|-----------------|----------|-----|
| <b>Pass Band</b> | 2.42 - 7.00 GHz | 1.2 dB   | Max |
|                  | 2.42 - 7.00 GHz | 0.73 dB  | Typ |
|                  | -3dB Cutoff     | 2.04 GHz | Typ |
| <b>Rejection</b> | DC - 1.78 GHz   | 30 dB    | Min |
|                  | DC - 1.75 GHz   | 40 dB    | Min |
| <b>Dimension</b> | Thickness       | 22 Mils  | Max |
| <b>RF Power</b>  | Power           | 2 Watts  | Max |

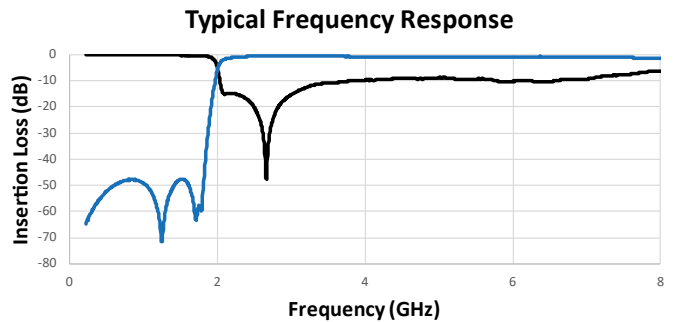
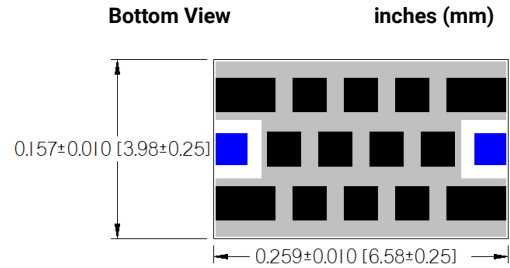
[Click here to return to main table.](#)



**CLICK HERE TO DOWNLOAD  
DATA FILES**

\*Data files contain DXF and S2P files

#### DIMENSIONS – CASE SIZE A



### HF0AA2470A7\*\*

#### ELECTRICAL SPECIFICATIONS

|                  |                 |          |     |
|------------------|-----------------|----------|-----|
| <b>Pass Band</b> | 2.47 - 6.50 GHz | 1.2 dB   | Max |
|                  | 2.47 - 6.50 GHz | 0.76 dB  | Typ |
|                  | -3dB Cutoff     | 2.13 GHz | Typ |
| <b>Rejection</b> | DC - 1.86 GHz   | 30 dB    | Min |
|                  | DC - 1.82 GHz   | 40 dB    | Min |
| <b>Dimension</b> | Thickness       | 22 Mils  | Max |
| <b>RF Power</b>  | Power           | 2 Watts  | Max |

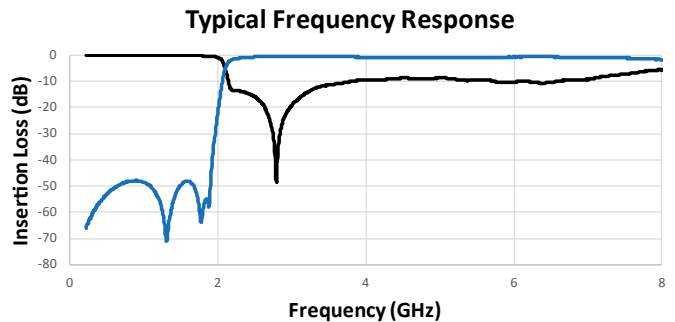
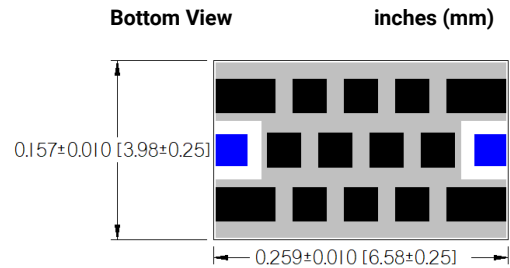
[Click here to return to main table.](#)



**CLICK HERE TO DOWNLOAD  
DATA FILES**

\*Data files contain DXF and S2P files

#### DIMENSIONS – CASE SIZE A



# Multilayer Organic (MLO®) Filters

## MLO® High Pass Filters

### HF0AA2480A7\*\*

#### ELECTRICAL SPECIFICATIONS

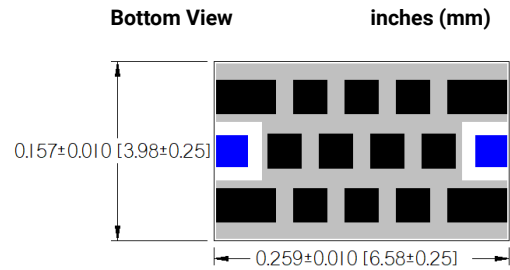
|                  |                 |          |     |
|------------------|-----------------|----------|-----|
| <b>Pass Band</b> | 2.48 - 6.00 GHz | 1.2 dB   | Max |
|                  | 2.48 - 6.00 GHz | 0.71 dB  | Typ |
|                  | -3dB Cutoff     | 2.11 GHz | Typ |
| <b>Rejection</b> | DC - 1.84 GHz   | 30 dB    | Min |
|                  | DC - 1.81 GHz   | 40 dB    | Min |
| <b>Dimension</b> | Thickness       | 22 Mils  | Max |
| <b>RF Power</b>  | Power           | 2 Watts  | Max |

[Click here to return to main table.](#)

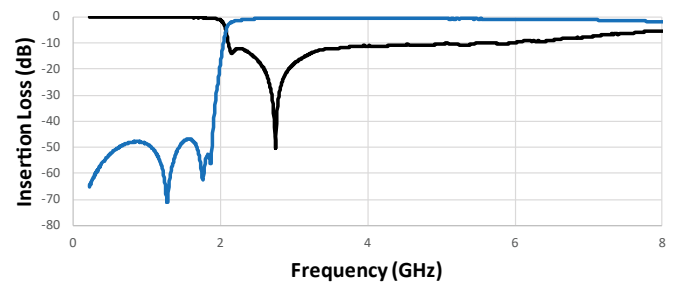
 **CLICK HERE TO DOWNLOAD DATA FILES**

\*Data files contain DXF and S2P files

#### DIMENSIONS – CASE SIZE A



#### Typical Frequency Response



### HF0AA3280A7\*\*

#### ELECTRICAL SPECIFICATIONS

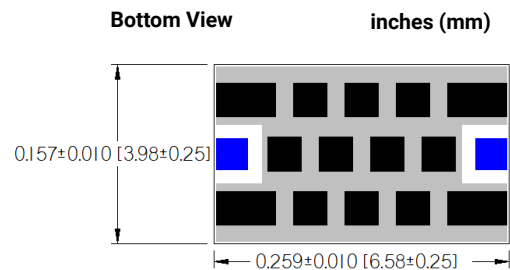
|                  |                 |          |     |
|------------------|-----------------|----------|-----|
| <b>Pass Band</b> | 3.28 - 8.50 GHz | 1.2 dB   | Max |
|                  | 3.28 - 8.50 GHz | 0.91 dB  | Typ |
|                  | -3dB Cutoff     | 3.02 GHz | Typ |
| <b>Rejection</b> | DC - 2.53 GHz   | 30 dB    | Min |
|                  | DC - 2.43 GHz   | 40 dB    | Min |
| <b>Dimension</b> | Thickness       | 22 Mils  | Max |
| <b>RF Power</b>  | Power           | 2 Watts  | Max |

[Click here to return to main table.](#)

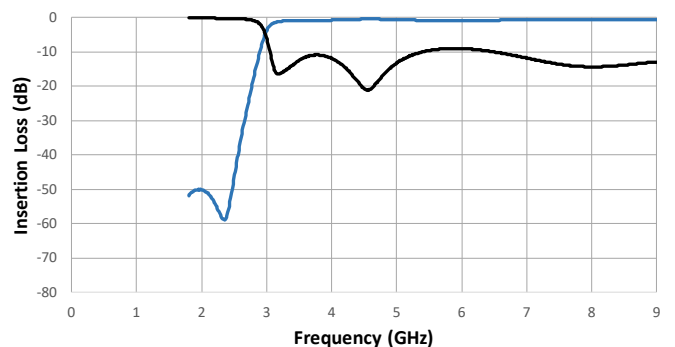
 **CLICK HERE TO DOWNLOAD DATA FILES**

\*Data files contain DXF and S2P files

#### DIMENSIONS – CASE SIZE A



#### Typical Frequency Response



# Multilayer Organic (MLO®) Filters

## MLO® High Pass Filters

### HF0AA3460A7\*\*

#### ELECTRICAL SPECIFICATIONS

|                  |                 |          |     |
|------------------|-----------------|----------|-----|
| <b>Pass Band</b> | 3.46 - 8.50 GHz | 1.2 dB   | Max |
|                  | 3.46 - 8.50 GHz | 0.75 dB  | Typ |
|                  | -3dB Cutoff     | 3.14 GHz | Typ |
| <b>Rejection</b> | DC - 2.61 GHz   | 30 dB    | Min |
|                  | DC - 2.52 GHz   | 40 dB    | Min |
| <b>Dimension</b> | Thickness       | 22 Mils  | Max |
| <b>RF Power</b>  | Power           | 2 Watts  | Max |

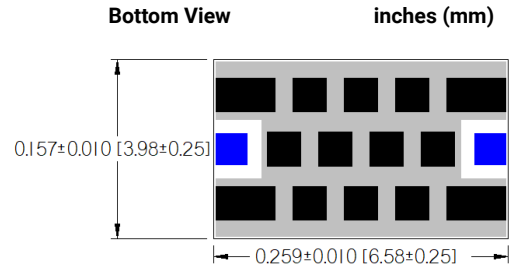
[Click here to return to main table.](#)



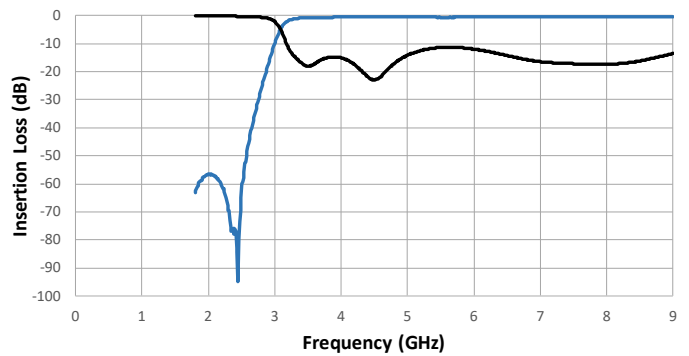
**CLICK HERE TO DOWNLOAD  
DATA FILES**

\*Data files contain DXF and S2P files

#### DIMENSIONS – CASE SIZE A



#### Typical Frequency Response



### HF0AA3540A7\*\*

#### ELECTRICAL SPECIFICATIONS

|                  |                 |          |     |
|------------------|-----------------|----------|-----|
| <b>Pass Band</b> | 3.54 - 8.50 GHz | 1.2 dB   | Max |
|                  | 3.54 - 8.50 GHz | 0.85 dB  | Typ |
|                  | -3dB Cutoff     | 2.92 GHz | Typ |
| <b>Rejection</b> | DC - 2.42 GHz   | 30 dB    | Min |
|                  | DC - 2.27 GHz   | 40 dB    | Min |
| <b>Dimension</b> | Thickness       | 22 Mils  | Max |
| <b>RF Power</b>  | Power           | 2 Watts  | Max |

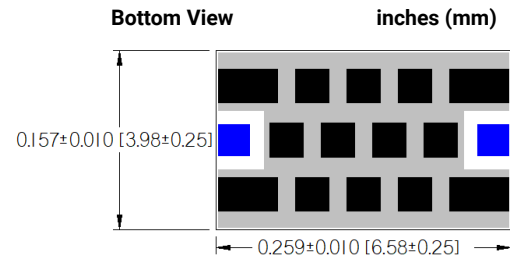
[Click here to return to main table.](#)



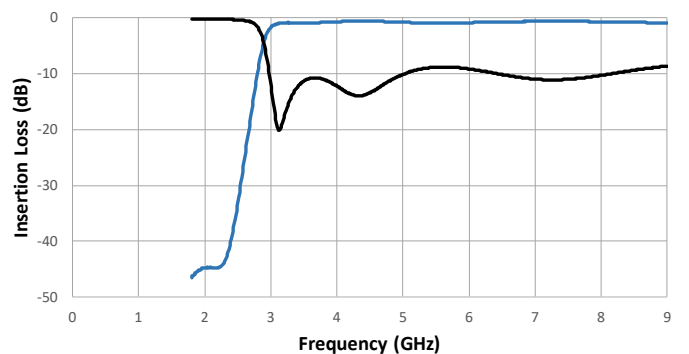
**CLICK HERE TO DOWNLOAD  
DATA FILES**

\*Data files contain DXF and S2P files

#### DIMENSIONS – CASE SIZE A



#### Typical Frequency Response





# Multilayer Organic (MLO®) Filters

## MLO® High Pass Filters

### HF0AA4140A7\*\*

#### ELECTRICAL SPECIFICATIONS

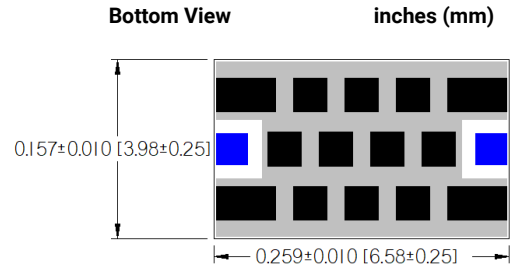
|                  |                 |          |     |
|------------------|-----------------|----------|-----|
| <b>Pass Band</b> | 4.14 - 8.50 GHz | 1.2 dB   | Max |
|                  | 4.14 - 8.50 GHz | 0.66 dB  | Typ |
|                  | -3dB Cutoff     | 3.59 GHz | Typ |
| <b>Rejection</b> | DC - 2.83 GHz   | 30 dB    | Min |
|                  | DC - 2.71 GHz   | 40 dB    | Min |
| <b>Dimension</b> | Thickness       | 22 Mils  | Max |
| <b>RF Power</b>  | Power           | 2 Watts  | Max |

[Click here to return to main table.](#)

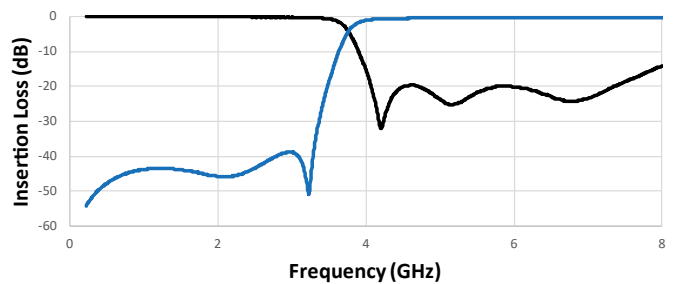
 **CLICK HERE TO DOWNLOAD DATA FILES**

\*Data files contain DXF and S2P files

#### DIMENSIONS – CASE SIZE A



#### Typical Frequency Response



### HF0AA4270A7\*\*

#### ELECTRICAL SPECIFICATIONS

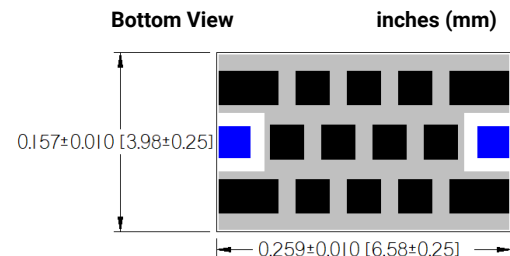
|                  |                 |          |     |
|------------------|-----------------|----------|-----|
| <b>Pass Band</b> | 4.27 - 8.00 GHz | 1.2 dB   | Max |
|                  | 4.27 - 8.00 GHz | 0.77 dB  | Typ |
|                  | -3dB Cutoff     | 3.76 GHz | Typ |
| <b>Rejection</b> | DC - 3.17 GHz   | 30 dB    | Min |
|                  | -               | 40 dB    | Min |
| <b>Dimension</b> | Thickness       | 22 Mils  | Max |
| <b>RF Power</b>  | Power           | 2 Watts  | Max |

[Click here to return to main table.](#)

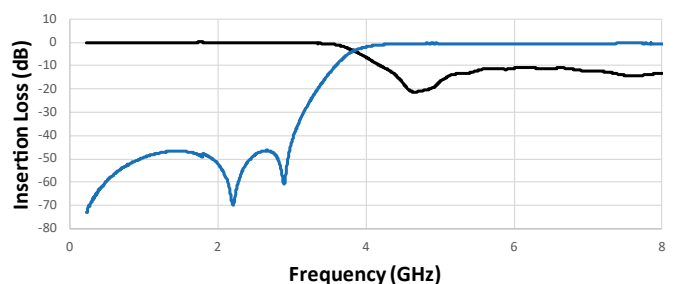
 **CLICK HERE TO DOWNLOAD DATA FILES**

\*Data files contain DXF and S2P files

#### DIMENSIONS – CASE SIZE A



#### Typical Frequency Response



# Multilayer Organic (MLO®) Filters

## MLO® High Pass Filters

### HF0AA4430A7\*\*

#### ELECTRICAL SPECIFICATIONS

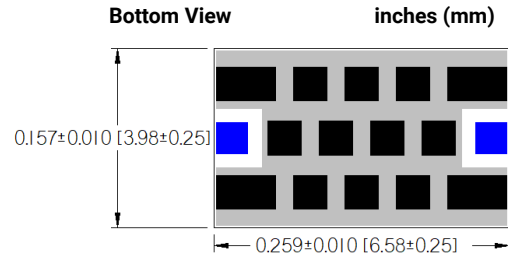
|                  |                 |          |     |
|------------------|-----------------|----------|-----|
| <b>Pass Band</b> | 4.43 - 7.00 GHz | 1.2 dB   | Max |
|                  | 4.43 - 7.00 GHz | 0.61 dB  | Typ |
|                  | -3dB Cutoff     | 3.88 GHz | Typ |
| <b>Rejection</b> | DC - 2.98 GHz   | 30 dB    | Min |
|                  | DC - 2.86 GHz   | 40 dB    | Min |
| <b>Dimension</b> | Thickness       | 22 Mils  | Max |
| <b>RF Power</b>  | Power           | 2 Watts  | Max |

[Click here to return to main table.](#)

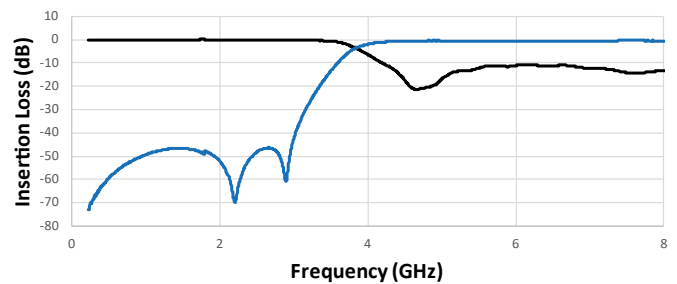
 **CLICK HERE TO DOWNLOAD DATA FILES**

\*Data files contain DXF and S2P files

#### DIMENSIONS – CASE SIZE A



#### Typical Frequency Response



### HF0AA4500A7\*\*

#### ELECTRICAL SPECIFICATIONS

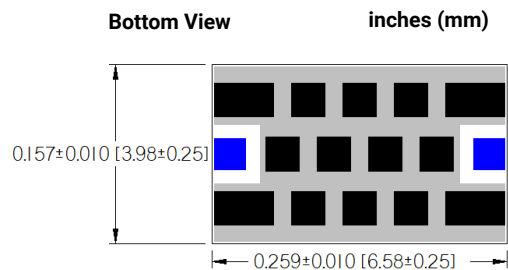
|                  |                 |          |     |
|------------------|-----------------|----------|-----|
| <b>Pass Band</b> | 4.50 - 7.50 GHz | 1.2 dB   | Max |
|                  | 4.50 - 7.50 GHz | 0.65 dB  | Typ |
|                  | -3dB Cutoff     | 3.93 GHz | Typ |
| <b>Rejection</b> | DC - 3.08 GHz   | 30 dB    | Min |
|                  | DC - 2.96 GHz   | 40 dB    | Min |
| <b>Dimension</b> | Thickness       | 22 Mils  | Max |
| <b>RF Power</b>  | Power           | 2 Watts  | Max |

[Click here to return to main table.](#)

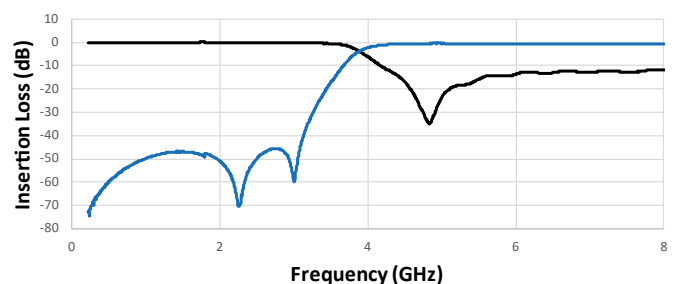
 **CLICK HERE TO DOWNLOAD DATA FILES**

\*Data files contain DXF and S2P files

#### DIMENSIONS – CASE SIZE A



#### Typical Frequency Response



# Multilayer Organic (MLO®) Filters

## MLO® High Pass Filters

### HF0AA4680A7\*\*

#### ELECTRICAL SPECIFICATIONS

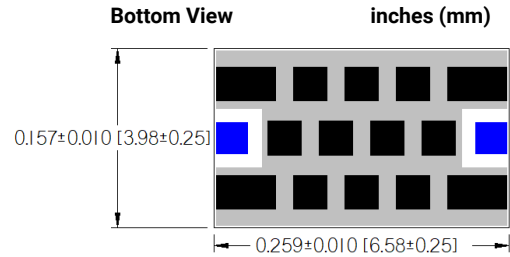
|                  |                 |          |     |
|------------------|-----------------|----------|-----|
| <b>Pass Band</b> | 4.68 - 7.50 GHz | 1.2 dB   | Max |
|                  | 4.68 - 7.50 GHz | 0.62 dB  | Typ |
|                  | -3dB Cutoff     | 4.09 GHz | Typ |
| <b>Rejection</b> | DC - 3.21 GHz   | 30 dB    | Min |
|                  | DC - 3.08 GHz   | 40 dB    | Min |
| <b>Dimension</b> | Thickness       | 22 Mils  | Max |
| <b>RF Power</b>  | Power           | 2 Watts  | Max |

[Click here to return to main table.](#)

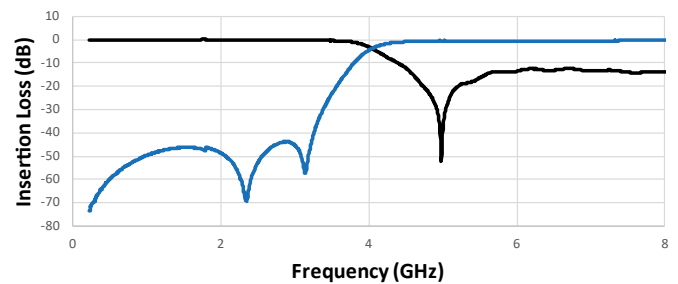
 **CLICK HERE TO DOWNLOAD DATA FILES**

\*Data files contain DXF and S2P files

#### DIMENSIONS – CASE SIZE A



#### Typical Frequency Response



### HF0AA6240A7\*\*

#### ELECTRICAL SPECIFICATIONS

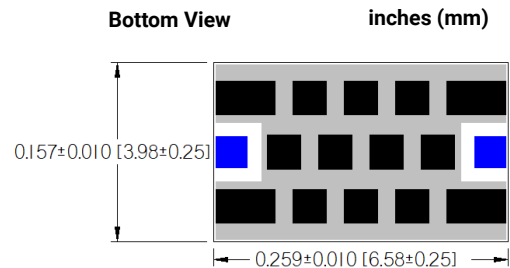
|                  |                 |          |     |
|------------------|-----------------|----------|-----|
| <b>Pass Band</b> | 6.24 - 8.00 GHz | 1.2 dB   | Max |
|                  | 6.24 - 8.00 GHz | 0.80 dB  | Typ |
|                  | -3dB Cutoff     | 5.37 GHz | Typ |
| <b>Rejection</b> | DC - 4.76 GHz   | 30 dB    | Min |
|                  | DC - 4.68 GHz   | 40 dB    | Min |
| <b>Dimension</b> | Thickness       | 22 Mils  | Max |
| <b>RF Power</b>  | Power           | 2 Watts  | Max |

[Click here to return to main table.](#)

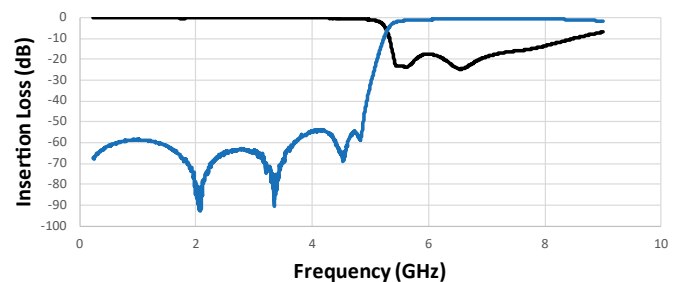
 **CLICK HERE TO DOWNLOAD DATA FILES**

\*Data files contain DXF and S2P files

#### DIMENSIONS – CASE SIZE A



#### Typical Frequency Response



# Multilayer Organic (MLO®) Filters

## MLO® High Pass Filters

### HF0AA6380A7\*\*

#### ELECTRICAL SPECIFICATIONS

|                  |                |          |     |
|------------------|----------------|----------|-----|
| <b>Pass Band</b> | 6.38 - 8.00GHz | 1.2 dB   | Max |
|                  | 6.38 - 8.00GHz | 0.74 dB  | Typ |
|                  | -3dB Cutoff    | 5.28 GHz | Typ |
| <b>Rejection</b> | DC - 4.61 GHz  | 30 dB    | Min |
|                  | DC - 4.54 GHz  | 40 dB    | Min |
| <b>Dimension</b> | Thickness      | 22 Mils  | Max |
| <b>RF Power</b>  | Power          | 2 Watts  | Max |

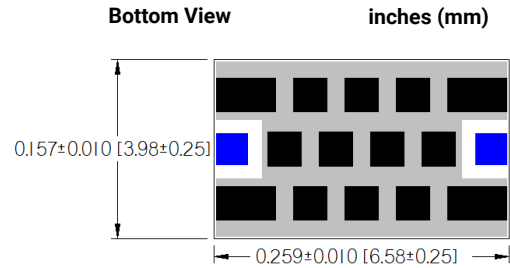
[Click here to return to main table.](#)



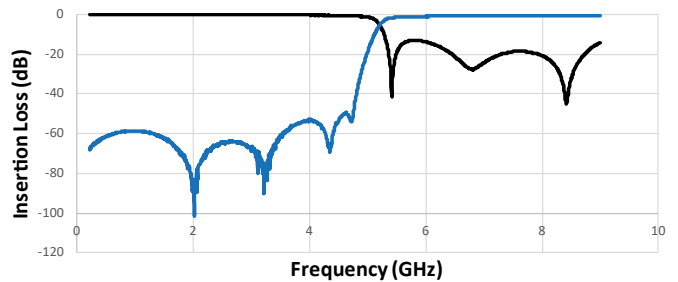
**CLICK HERE TO DOWNLOAD  
DATA FILES**

\*Data files contain DXF and S2P files

#### DIMENSIONS – CASE SIZE A



#### Typical Frequency Response



### HF0AA6510A7\*\*

#### ELECTRICAL SPECIFICATIONS

|                  |                 |          |     |
|------------------|-----------------|----------|-----|
| <b>Pass Band</b> | 6.51 - 8.00 GHz | 1.2 dB   | Max |
|                  | 6.51 - 8.00 GHz | 0.83 dB  | Typ |
|                  | -3dB Cutoff     | 5.58 GHz | Typ |
| <b>Rejection</b> | DC - 4.95 GHz   | 30 dB    | Min |
|                  | DC - 4.88 GHz   | 40 dB    | Min |
| <b>Dimension</b> | Thickness       | 22 Mils  | Max |
| <b>RF Power</b>  | Power           | 2 Watts  | Max |

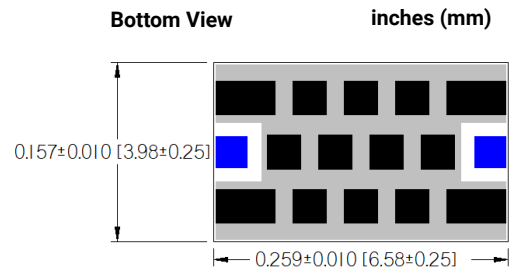
[Click here to return to main table.](#)



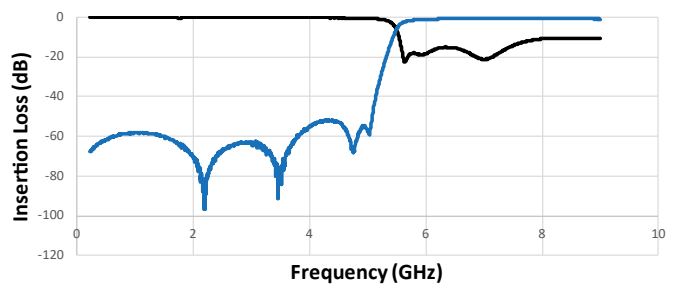
**CLICK HERE TO DOWNLOAD  
DATA FILES**

\*Data files contain DXF and S2P files

#### DIMENSIONS – CASE SIZE A



#### Typical Frequency Response



# Mouser Electronics

Authorized Distributor

Click to View Pricing, Inventory, Delivery & Lifecycle Information:

## Kyocera AVX:

[HF0AA2470A7TR\250](#) [HF0BA0950A7TR\250](#) [HF0BA1440A7TR\250](#) [HF0BA1550A7TR\250](#) [HF0BA1840A7TR\250](#)  
[HF0DA0740A7TR\250](#) [HF0BA0850A7TR/250](#) [HF0BA0930A700](#) [HF0SB1375A700W](#) [HF0BA0950A700](#)  
[HF0DA0740A700](#) [HF0BA1500A700](#) [HF0BA0850A700](#) [HF0BA0930A7TR\250](#) [HF0BA1440A700](#) [HF0BA1840A700](#)  
[HF0AA1300A700](#) [HF0AA1300A7TR\250](#) [HF0AA1330A700](#) [HF0AA1330A7TR\250](#) [HF0AA1760A700](#)  
[HF0AA1760A7TR\250](#) [HF0BA1540A700](#) [HF0BA1540A7TR\250](#) [HF0BA1550A700](#) [HF0BA1340A7TR\250](#)  
[HF0BA1390A700](#) [HF0BA1390A7TR\250](#) [HF0BA1420A700](#) [HF0BA1420A7TR\250](#) [HF0BA1500A7TR\250](#)  
[HF0AA6240A7TR\250](#) [HF0AA6380A700](#) [HF0AA6380A7TR\250](#) [HF0AA6510A700](#) [HF0AA6510A7TR\250](#)  
[HF0BA1340A700](#) [HF0AA4430A7TR\250](#) [HF0AA4500A700](#) [HF0AA4500A7TR\250](#) [HF0AA4680A700](#)  
[HF0AA4680A7TR\250](#) [HF0AA6240A700](#) [HF0AA3540A7TR\250](#) [HF0AA4140A700](#) [HF0AA4140A7TR\250](#)  
[HF0AA4270A700](#) [HF0AA4270A7TR\250](#) [HF0AA4430A700](#) [HF0AA2480A7TR\250](#) [HF0AA3280A700](#)  
[HF0AA3280A7TR\250](#) [HF0AA3460A700](#) [HF0AA3460A7TR\250](#) [HF0AA3540A700](#) [HF0AA2410A700](#)  
[HF0AA2410A7TR\250](#) [HF0AA2420A700](#) [HF0AA2420A7TR\250](#) [HF0AA2470A700](#) [HF0AA2480A700](#)  
[HF0AA2290A700](#) [HF0AA2290A7TR\250](#) [HF0AA2370A700](#) [HF0AA2370A7TR\250](#) [HF0AA2400A700](#)  
[HF0AA2400A7TR\250](#) [HF0AA1800A700](#) [HF0AA1800A7TR\250](#) [HF0AA2180A700](#) [HF0AA2180A7TR\250](#)  
[HF0AA2230A700](#) [HF0AA2230A7TR\250](#)