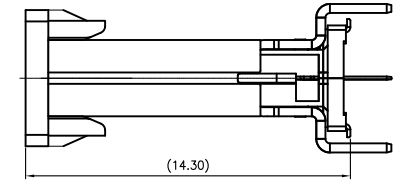
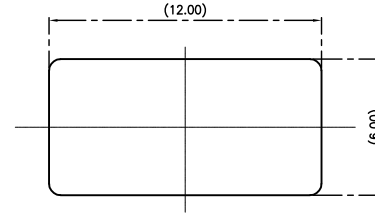
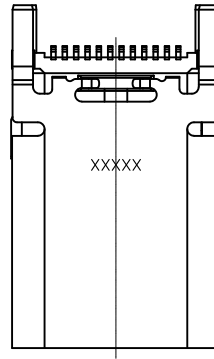


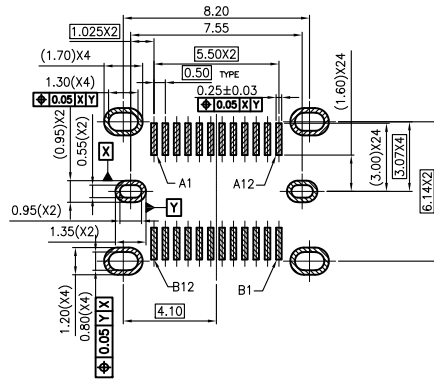
APPROVED: _____
DATE: _____ TITLE: _____

Rev	AWO #	Description	Date	Appr
-		RELEASED	10/25/18	
A		UPDATE DRAWING	9/19/19	LH/KC

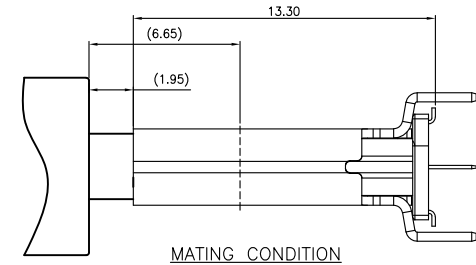
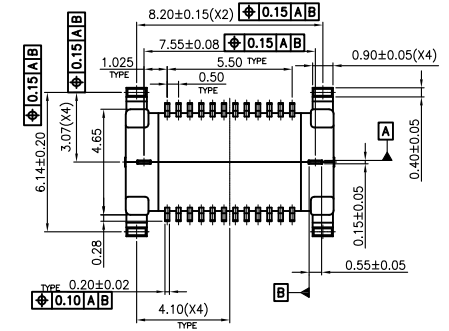
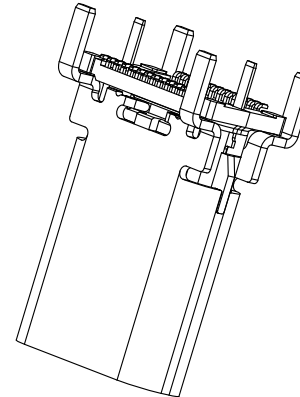
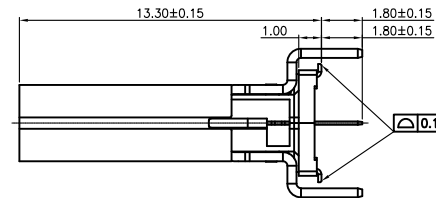
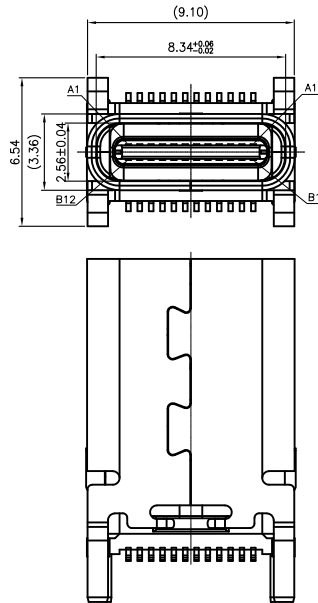
Pin	Signal Name	Mating Sequence	Pin	Signal Name	Mating Sequence
A1	GND	First	B12	GND	First
A2	SSTXp1	Second	B11	SSRXp1	Second
A3	SSTXn1	Second	B10	SSRXn1	Second
A4	V _{bus}	First	B9	V _{bus}	First
A5	CC1	Second	B8	SBU2	Second
A6	Dp1	Second	B7	Dn2	Second
A7	Dn1	Second	B6	Dp2	Second
A8	SBU1	Second	B5	CC2	Second
A9	V _{bus}	First	B4	V _{bus}	First
A10	SSRXn2	Second	B3	SSTXn2	Second
A11	SSRXp2	Second	B2	SSTXp2	Second
A12	GND	First	B1	GND	First
SHELL	GND		SHELL	GND	



INCREASE THE DIAGRAMS OF CAP



RECOMMENDED PCB LAYOUT



MATING CONDITION

SPECIFICATIONS:

Material:

Insulator: Hi-temp thermoplastic, rated UL 94V-0

Insulator color: Black

Contacts: Copper alloy

Shell: Stainless steel, Nickel plated

Plating:

Gold flash over Nickel underplate on contact area,

Matte Tin over Nickel underplate on solder tails.

Electrical:

Current rating: 5 A (Power supply pin: A1, A4, A9, A12, B1, B4, B9, B12)

1.25 A (Vconn pin)

0.25 A (Other signal pin)

Contact resistance: 40 mohms max 10 mohms change after test,
measure @ 20mV, 100 mA

Insulation resistance: 100 Mohms min.

Dielectric withstanding: 100 VAC RMS

Mechanical:

Insertion force: 5~20N

Withdrawal force: 6~20N After test

Durability: 10,000 Cycles

Temperature Rating:

Operating temperature: -40°C to +85°C

Environmental:

Lead free, RoHS compliant.



PACKAGED ON TAPE & REEL

UNLESS OTHERWISE SPECIFIED ALL DIMENSIONS ARE MILLIMETERS TOLERANCES: EXCEPT AS NOTED MM X. ± 0.50 X.X ± 0.30 X.XX ± 0.20 X.XXX ± 0.10		ANGLE ± 2°		<div>ADAM TECH INTERCONNECTS</div> <div>909 Rahway Avenue, Union, NJ 07083 Phone: 908-687-5000 Fax: 908-687-5710</div>		
APPROVALS		DATE				
DRAWN	AY	10/25/18				
CHECKED	CK	10/25/18		TITLE UNIVERSAL SERIAL BUS, TYPE C 3.1, FEMALE, VERTICAL, SMT, BLACK INSULATOR, TAPE AND REEL		
APPROVED				SIZE X	PART NO. USB-C31-S-VT-CS4-BK-PP-T/R	REV. A
				REF: S00296T	SCALE: NTS	SHEET 1 OF 1

Mouser Electronics

Authorized Distributor

Click to View Pricing, Inventory, Delivery & Lifecycle Information:

[Adam Tech:](#)

[USB-C31-S-VT-CS4-BK-PP-T/R](#)