

6

5

4

3

2

1

APPROVED: _____

DATE: _____ TITLE: _____

Rev

AWO #

Description

Date

Appr

-

RELEASED

2/9/21

D

D

C

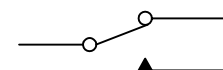
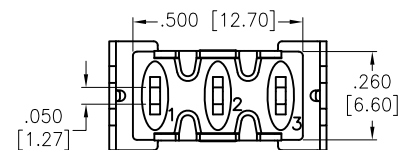
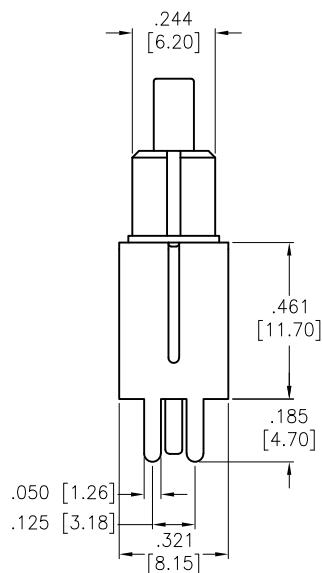
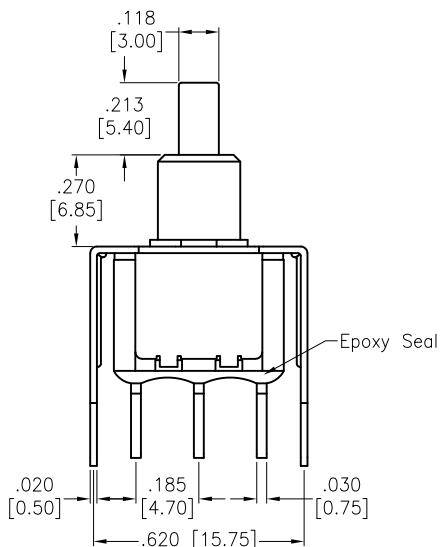
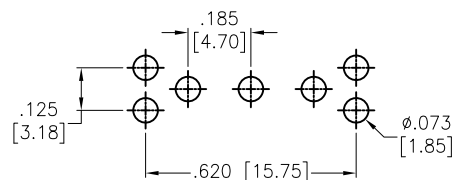
C

B

B

A

A

CIRCUIT DIAGRAM
(SPDT) MOMENTARY

SPECIFICATIONS:

Material:

Movable Contact: Copper Alloy, Silver Plated

Terminal: Copper Alloy, Silver Plated

Electrical:

Voltage rating: 120VAC or 38VDC

Current rating: 1 Amps

Contact resistance: 10 mΩ max

Insulation resistance: 1,000 Mohms min

Dielectric withstanding voltage: 1,500V RMS @Sea level

Temperature Rating:

Operating temperature: -30°C to +85°C

Environmental:

Lead free, RoHS compliant

UNLESS OTHERWISE SPECIFIED
ALL DIMENSIONS ARE INCHES [MM]
TOLERANCES: EXCEPT AS NOTED
INCHES HOLES.X ± .10 Ø.X ± .10
.XX ± .020 Ø.XX ± .015
.XXX ± .015 Ø.XXX ± .010

APPROVALS

DATE

DRAWN

LH

2/9/21

CHECKED

AC

2/9/21

APPROVED

ADAM
TECH909 Rahway Avenue,
Union, NJ 07083
Phone: 908-687-5000
Fax: 908-687-5710

TITLE

SNAP-ACTING PUSHBUTTON SWITCH, VERTICAL
SPDT, ON-MOMENTARY, SILVER PLATED, PCB TYPE

SIZE

X

PART NO.

SW-PB8-AB00B10QE-1

REV.

-

REF: S00198T

SCALE: NTS

SHEET 1 OF 1

6

5

4

3

2

1

Mouser Electronics

Authorized Distributor

Click to View Pricing, Inventory, Delivery & Lifecycle Information:

[Adam Tech:](#)

[SW-PB8-AB00B10QE-1](#)