

6

5

4

3

2

1

APPROVED: _____

DATE: _____ TITLE: _____

Rev

AWO #

Description

Date

Appr

-

RELEASED

7/20/16

D

D

C

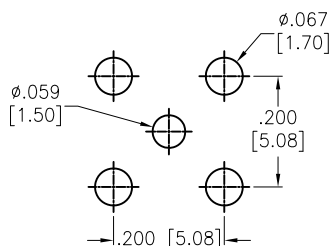
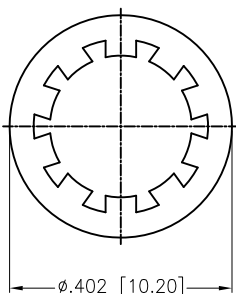
C

B

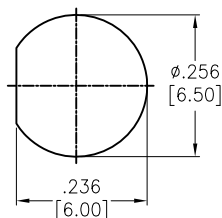
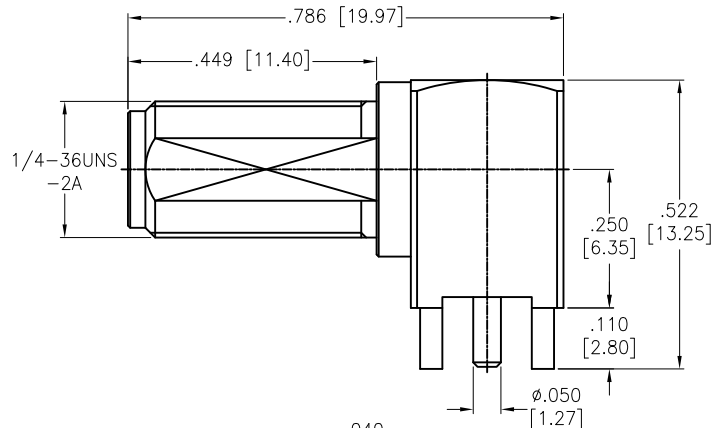
B

A

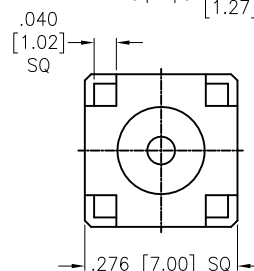
A

.315
[8.00]
HEX.067
[1.70]

RECOMMENDED PCB LAYOUT



RECOMMENDED MOUNTING HOLE



HEX NUT	BRASS	GOLD
WASHER	S50C	GOLD
INSULATOR	PTFE	WHITE
HOUSING	BRASS	GOLD
CONTACT PIN	BRASS	GOLD
INSULATOR	PTFE	WHITE
BODY	BRASS	GOLD
DESCRIPTION	MATERIAL	FINISH

SPECIFICATIONS:

Electrical:

Frequency range: DC-6 GHz

Nominal Impedance: 50 Ohms

Working Voltage: 335 VOLTS max

Proof Voltage: 1000 VOLTS

Temperature Rating:

Operating temperature: -65°C to +165°C

Environmental:

Lead free, RoHS compliant.



MAX. PANEL THICKNESS=3.2mm

UNLESS OTHERWISE SPECIFIED
ALL DIMENSIONS ARE INCHES [MM]
TOLERANCES: EXCEPT AS NOTED
INCHES HOLES

.X	± .10	Ø.X	± .10
.XX	± .020	Ø.XX	± .015
.XXX	± .015	Ø.XXX	± .010

APPROVALS

DATE

DRAWN

AY

7/20/16

CHECKED

SY

7/20/16

APPROVED

ADAM TECH

909 Rahway Avenue, Union, NJ 07083

Phone: 908-687-5000 Fax: 908-687-5710

TITLE

RF CONNECTOR, SMA JACK R/A PCB MOUNT

SIZE

X

PART NO.

RF2-49B-T-00-50-G-HDW

REV.

-

REF: S00277T

SCALE: NTS

SHEET 1 OF 1

6

5

4

3

2

1

Mouser Electronics

Authorized Distributor

Click to View Pricing, Inventory, Delivery & Lifecycle Information:

[Adam Tech:](#)

[RF2-49B-T-00-50-G-HDW](#)