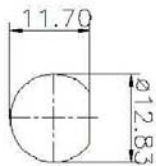
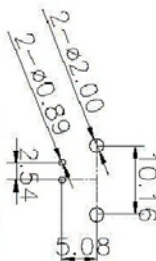


APPROVED: _____
DATE: _____ TITLE: _____

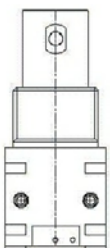
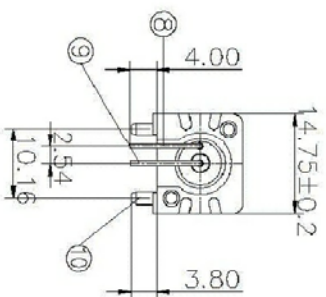
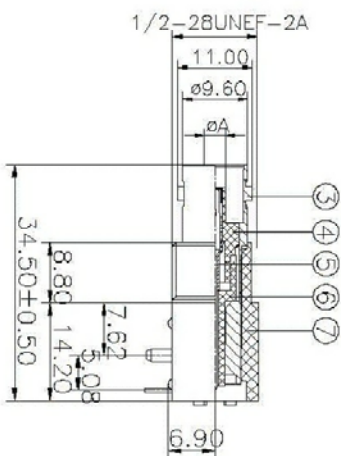
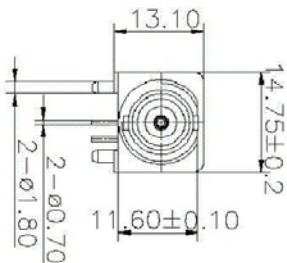
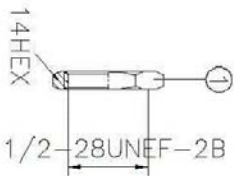
Rev	AWO #	Description	Date	Appr
-		RELEASED	3/12/09	
A		REDRAWN	10/24/12	



RECOMMENDED
MOUNTING HOLE



RECOMMENDED
PCB HOLE



DESCRIPTION	MATERIAL	FINISH
FIXTURE	BRASS	TIN
CONTACT WIRE	BRASS	TIN
CONTACT WIRE	BRASS	TIN
HOUSING	PBT	NATURAL
INSULATOR	PP	NATURAL
CONTACT PIN	PHOSPHOR BRONZE	GOLD
WASHER	IRON	NICKEL
NUT	ZINC COPPER	NICKEL

SPECIFICATIONS:

Electrical:

Nominal Impedance: 50 ohms

Frequency range: 0-4 GHz

Working Voltage: 500 VRMS max.

Dielectric Withstanding Voltage: 1500 VRMS min.

Contact Resistance: 3 Milliohms max. (Center Contact)

2 Milliohms max. (Outer Contact)

Insulator Resistance: 5000 Megohms min.

Environmental:

Lead free, RoHS compliant.



ADAM TECH

909 Rahway Avenue, Union, NJ 07083

Phone: 908-687-5000 Fax: 908-687-5710

TITLE

RIGHT ANGLE BNC CONNECTOR, 50 OHM

UNLESS OTHERWISE SPECIFIED ALL DIMENSIONS ARE IN INCHES [MM] TOLERANCES: EXCEPT AS NOTED INCHES HOLES				APPROVALS			
.X ± .10	Ø.X ± .10	.XX ± .020	Ø.XX ± .015	.XXX ± .015	Ø.XXX ± .010	DATE	
DRAWN				DY		3/12/09	
CHECKED							
APPROVED							
SIZE PART NO.				REV.			
X RF1-01-P-00-50-HDW				A			
REF: S0049T				SCALE: NTS			
				SHEET 1 OF 1			

Mouser Electronics

Authorized Distributor

Click to View Pricing, Inventory, Delivery & Lifecycle Information:

[Adam Tech:](#)

[RF1-01-P-00-50-HDW](#)