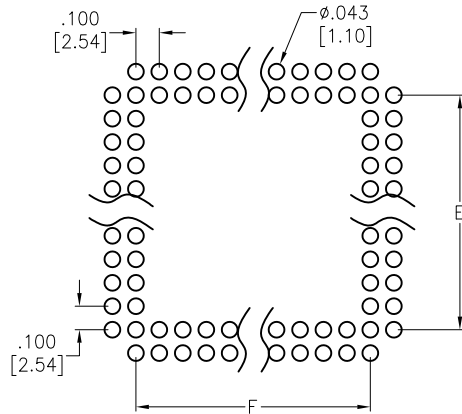
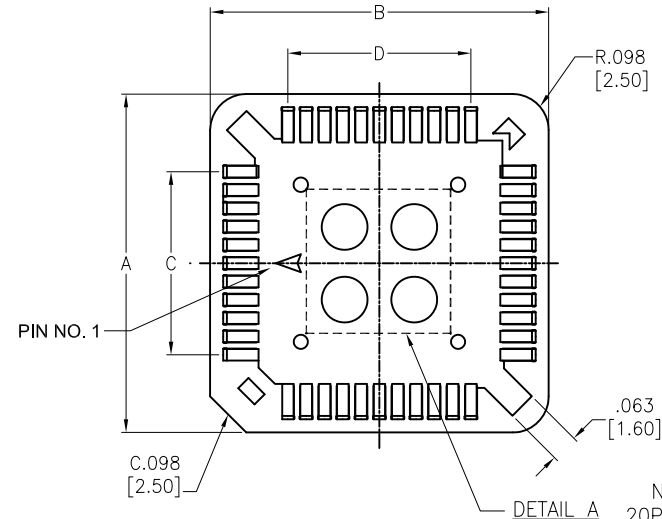
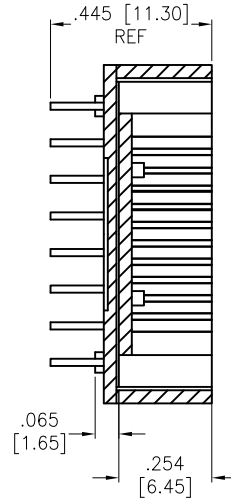


APPROVED: _____
DATE: _____ TITLE: _____

Rev	AWO #	Description	Date	Appr
-		RELEASED	11/8/04	
A		ADDED PLATING THICKNESS	01/07/14	
B		UPDATE DRAWING	2/25/20	LH/RC
C		ADDED SHT 2 PINOUT	12/28/22	SS



RECOMMENDED PCB LAYOUT



POSITIONS	A		B		C		D		E		F	
	INCHES	MM	INCHES	MM	INCHES	MM	INCHES	MM	INCHES	MM	INCHES	MM
20	0.610	15.50	0.610	15.50	0.200	5.08	0.200	5.08	0.200	5.08	0.200	5.08
28	0.710	18.04	0.710	18.04	0.300	7.62	0.300	7.62	0.300	7.62	0.300	7.62
32	0.710	18.04	0.811	20.60	0.300	7.62	0.400	10.16	0.300	7.62	0.400	10.16
44	0.924	23.48	0.924	23.48	0.500	12.70	0.500	12.70	0.500	12.70	0.500	12.70
52	1.018	25.88	1.018	25.88	0.600	15.24	0.600	15.24	0.600	15.24	0.600	15.24
68	1.246	31.66	1.246	31.66	0.800	20.32	0.800	20.32	0.800	20.32	0.800	20.32
84	1.443	36.66	1.443	36.66	1.000	25.40	1.000	25.40	1.000	25.40	1.000	25.40

SPECIFICATIONS:

Material:

Insulator: PBT, glass reinforced, rated UL 94V-0

Insulator color: Black

Contacts: Phosphor Bronze

Plating:

Tin over Nickel underplate overall

Electrical:

Current rating: 1 Amp

Contact resistance: 30 mohms max

Insulation resistance: 1000 Mohms min

Dielectric withstanding voltage: 500 VAC for 1 minute

Temperature Rating:

-50°C to +105°C

Environmental:

Lead free, RoHS compliant.



UNLESS OTHERWISE SPECIFIED ALL DIMENSIONS ARE INCHES [MM] TOLERANCES: EXCEPT AS NOTED INCHES HOLES .X ± .10 Ø.X ± .10 .XX ± .020 Ø.XX ± .015 .XXX ± .015 Ø.XXX ± .010		ADAM TECH INTERCONNECTS		909 Rahway Avenue, Union, NJ 07083 Phone: 908-687-5000 Fax: 908-687-5710	
APPROVALS		DATE		TITLE	
DRAWN		SS		11/8/04	
CHECKED					
APPROVED					
SIZE		PART NO.		REV.	
X		PLCC-XX-AT		C	
REF: S00088T		SCALE: NTS		SHEET 1 OF 2	

6

5

4

3

2

1

APPROVED: _____

DATE: _____ TITLE: _____

Rev

AWO #

Description

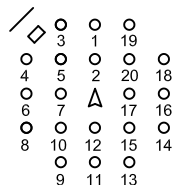
Date

Appr

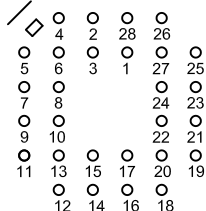
SEE SHT 1 FOR REVISION

LAYOUT DIAGRAM

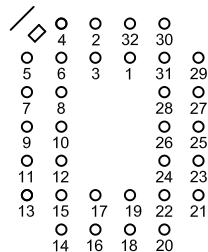
20 POSITION



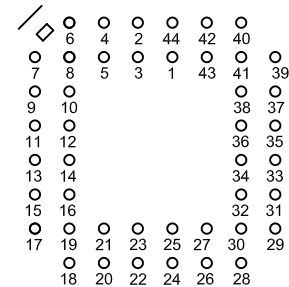
28 POSITION




32 POSITION



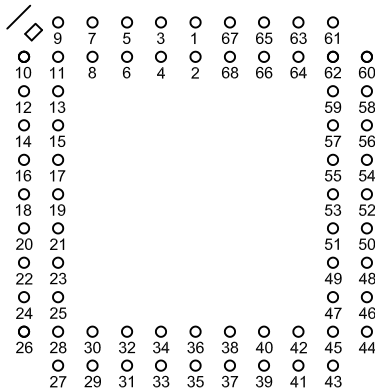
44 POSITION



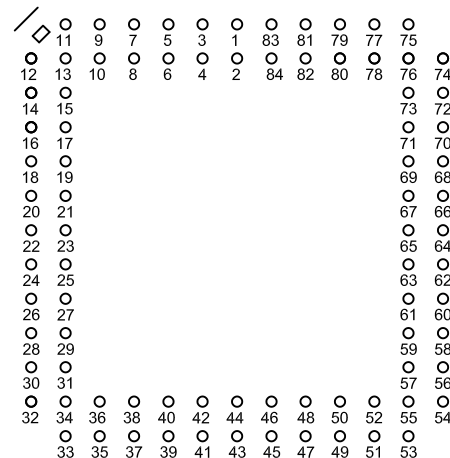
52 POSITION



68 POSITION



84 POSITION



UNLESS OTHERWISE SPECIFIED
ALL DIMENSIONS ARE INCHES [MM]
TOLERANCES: EXCEPT AS NOTED
INCHES HOLES

.X ± .10 Ø.X ± .10
.XX ± .020 Ø.XX ± .015
.XXX ± .015 Ø.XXX ± .010

APPROVALS

DATE

DRAWN

SS

11/8/04

CHECKED

APPROVED

ADAM
TECH
INTERCONNECTS

909 Rahway Avenue,
Union, NJ 07083
Phone: 908-687-5000
Fax: 908-687-5710

TITLE

PLCC SOCKET, 20 ~ 84 POSITION, PCB

SIZE

X

PART NO.

PLCC-XX-AT

REV.

C

REF: S00088T

SCALE: NTS

SHEET 2 OF 2

6

5

4

3

2

1

Mouser Electronics

Authorized Distributor

Click to View Pricing, Inventory, Delivery & Lifecycle Information:

[Adam Tech:](#)

[PLCC-28-AT](#)