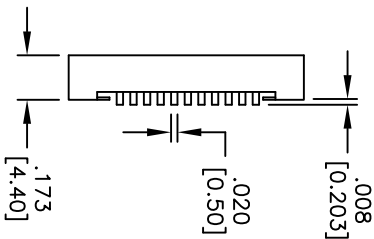
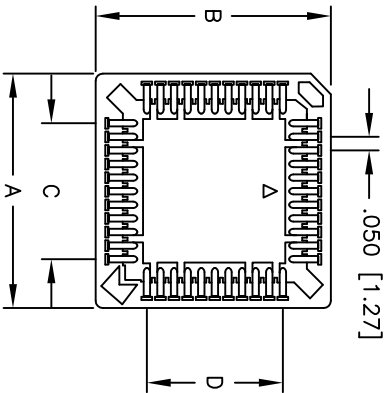
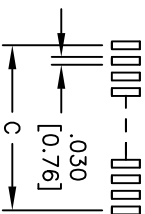
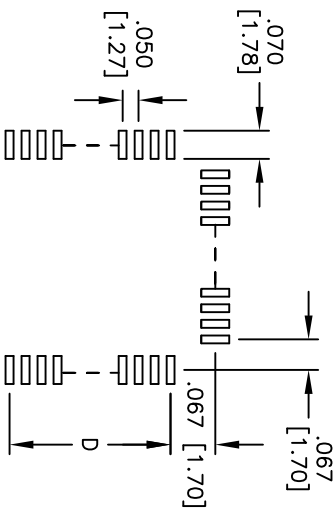


APPROVED: \_\_\_\_\_  
DATE: \_\_\_\_\_ TITLE: \_\_\_\_\_

Rev	AWO #	Description	Date	Appr
-		RELEASED	12/9/04	
A		REVISED	05/11/07	



POSITIONS	A	B	C	D
20	.616 [15.65]	.616 [15.65]	.200 [5.08]	.200 [5.08]
28	.715 [18.16]	.715 [18.16]	.300 [7.62]	.300 [7.62]
32	.715 [18.16]	.817 [20.75]	.300 [7.62]	.400 [10.16]
44	.917 [23.28]	.917 [23.28]	.500 [12.70]	.500 [12.70]
52	1.017 [25.84]	1.017 [25.84]	.600 [15.24]	.600 [15.24]
68	1.219 [30.95]	1.219 [30.95]	.800 [20.32]	.800 [20.32]
84	1.417 [36.00]	1.417 [36.00]	1.000 [25.40]	1.000 [25.40]



RECOMMENDED  
PCB LAYOUT

### SPECIFICATIONS:

#### Material:

Insulator: Hi-temp thermoplastic, rated UL 94V-0

Insulator color: Brown

Contacts: Phosphor Bronze

#### Plating:

Tin over Copper underplate overall

#### Electrical:

Operating voltage: 250 VAC max

Current rating: 1 Amp max

Contact resistance: 30 mohms max initial

Insulation resistance: 1000 Mohms min

Dielectric withstanding voltage: 500 VAC for 1 minute

#### Temperature Rating:

Operating temperature: -55°C to +105°C

#### Environmental:

Lead free, RoHS compliant.

# ADAM TECH

909 Railway Avenue, Union, NJ 07083  
Phone: 908-687-5000 Fax: 908-687-5710

PLCC SOCKET, SURFACE MOUNT,  
TIN PLATED

UNLESS OTHERWISE SPECIFIED ALL DIMENSIONS ARE INCHES [MM] TOLERANCES: EXCEPT AS NOTED		Holes		DATE	
.X	± .10	Ø.X	± .10		
.XX	± .020	Ø.XX	± .015		
.XXX	± .015	Ø.XXX	± .010		
APPROVALS					
DRAWN	SS	12/9/04			
CHECKED					
APPROVED					
SIZE		PART NO.		REV.	
X		PLCC-XX-AT-SMT		A	
REF:		SCALE: NTS		SHEET 1 OF 1	

# Mouser Electronics

Authorized Distributor

Click to View Pricing, Inventory, Delivery & Lifecycle Information:

[Adam Tech:](#)

[PLCC-20-AT-SMT](#)