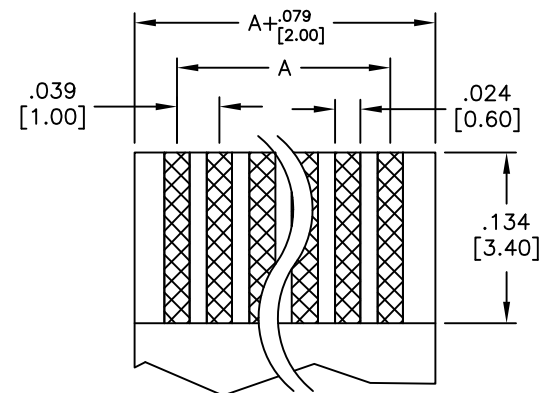
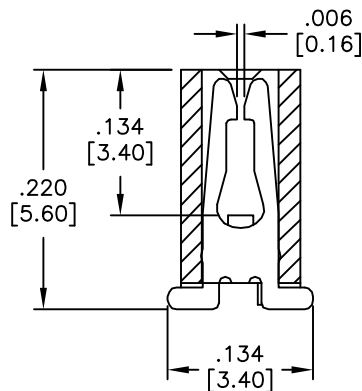
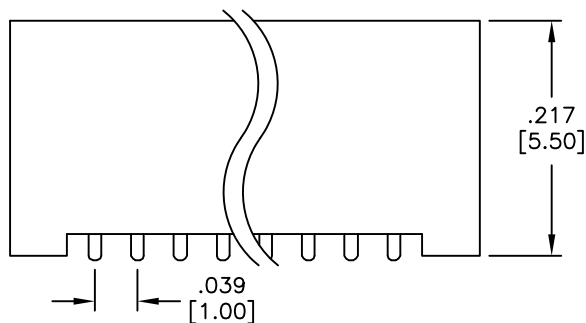
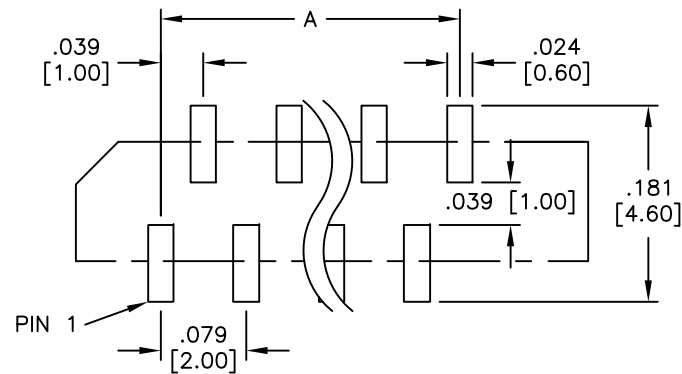
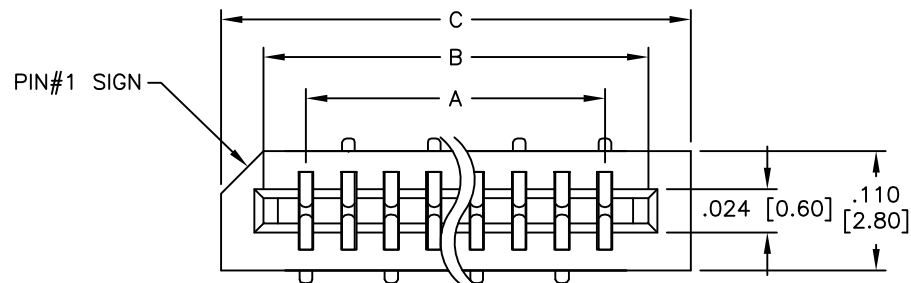


APPROVED: _____
 DATE: _____ TITLE: _____

Rev	AWO #	Description	Date	Appr
-		RELEASED	3/23/05	
A		REDRAWN	7/25/12	



SPECIFICATIONS:

Material:
 Insulator: Hi-temp thermoplastic, rated UL 94V-0
 Insulator color: Black
 Contacts: Phosphor Bronze
 Plating:
 Tin over Nickel underplate overall
 Electrical:
 Current rating: 0.5 Amp
 Contact resistance: 30 mohms max
 Insulation resistance: 1000 Mohms min
 Dielectric withstanding voltage: 500 VAC for 1 minute
 Temperature Rating:
 Operating temperature: -55°C to +85°C
 Environmental:
 Lead free, RoHS compliant



Positions: 3 thru 30

A = .039 [1.00] x No. of Spaces

B = A + .083 [2.10]

C = A + .157 [4.00]

UNLESS OTHERWISE SPECIFIED
 ALL DIMENSIONS ARE INCHES [MM]
 TOLERANCES: EXCEPT AS NOTED

INCHES		HOLES	
.X	± .10	Ø.X	±.10
.XX	± .020	Ø.XX	±.015
.XXX	± .015	Ø.XXX	±.010

APPROVALS		DATE
DRAWN	SS	3/23/05
CHECKED	AY	7/28/10
APPROVED		

ADAM TECH

909 Rahway Avenue, Union, NJ 07083
 Phone: 908-687-5000 Fax: 908-687-5710

TITLE
 LIF FLEX CIRCUIT CONNECTOR
 TOP ENTRY, SMT

SIZE	PART NO.	REV.
X	PCB-C-XX-T-SMT	A
REF:	S00043T	SCALE: NTS
		SHEET 1 OF 1

Mouser Electronics

Authorized Distributor

Click to View Pricing, Inventory, Delivery & Lifecycle Information:

[Adam Tech:](#)

[PCB-C-11-T-SMT](#) [PCB-C-07-T-SMT](#) [PCB-C-18-T-SMT](#) [PCB-C-12-T-SMT](#) [PCB-C-20-T-SMT](#) [PCB-C-05-T-SMT](#)
[PCB-C-10-T-SMT](#) [PCB-C-22-T-SMT](#) [PCB-C-08-T-SMT](#) [PCB-C-26-T-SMT](#) [PCB-C-04-T-SMT](#) [PCB-C-06-T-SMT](#)
[PCB-C-09-T-SMT](#)