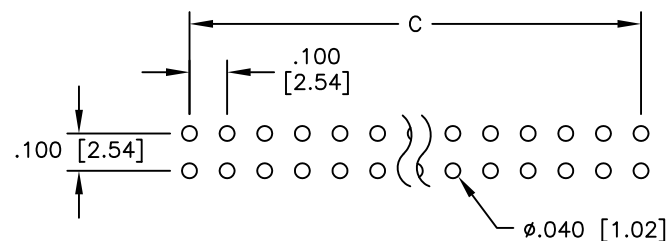
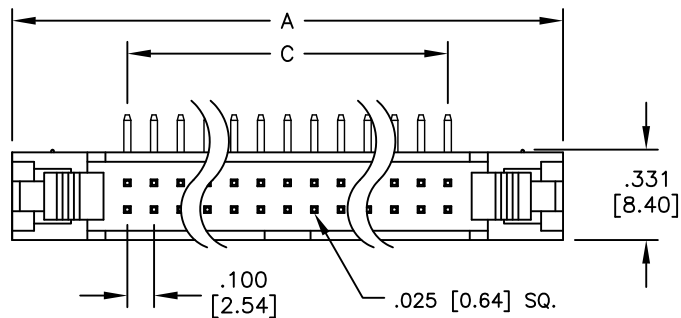
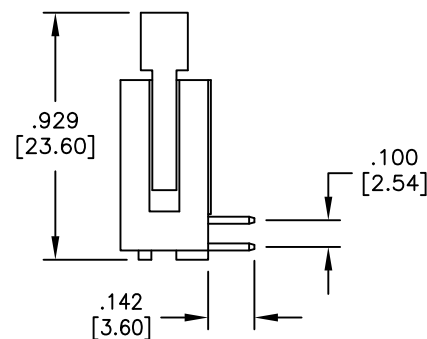
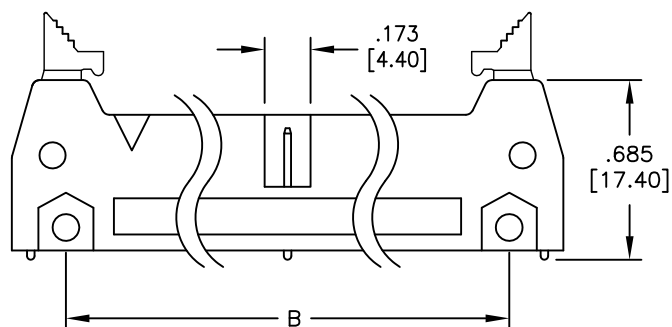


APPROVED: _____
DATE: _____ TITLE: _____

| Rev | AWO # | Description | Date | Appr |
|-----|-------|----------------------------------|----------|-------|
| - | | RELEASED | 11/2/01 | |
| A | | REDRAWN | 11/30/09 | |
| B | | UPDATE DIM. | 4/2/18 | AY/KC |
| C | | P/N CHANGE, P/N WAS MHR-XX-HSGAS | 4/15/18 | AY/KC |



RECOMMENDED PCB LAYOUT



SPECIFICATIONS:

Material:
Insulator: PBT, rated UL 94V-0
Insulator color: Black
Contacts: Brass

Plating:
Gold flash over Nickel underplate on contact area,
Ton over copper underplate on solder tails

Electrical:
Operating voltage: 250 VAC max
Current rating: 3 Amps max
Contact resistance: 20 mohms max
Insulation resistance: 5,000 Mohms min @ 500 VDC
Dielectric withstanding voltage: 1,000 VAC for 1 minute

Temperature Rating:
Operating temperature: -55°C to +105°C

Environmental:
Lead free, RoHS compliant



Positions: 10, 14, 16, 20, 24, 26, 30, 34, 40, 44, 50, 60, 64

A = .100 [2.54] x No. of Spaces + .860 [21.84]

B = .100 [2.54] x No. of Spaces + .460 [11.68]

C = .100 [2.54] x No. of Spaces

UNLESS OTHERWISE SPECIFIED
ALL DIMENSIONS ARE INCHES [MM]
TOLERANCES: EXCEPT AS NOTED
INCHES HOLES
.X ± .10 Ø.X ± .10
.XX ± .020 Ø.XX ± .015
.XXX ± .015 Ø.XXX ± .010

| APPROVALS | | DATE |
|-----------|----|---------|
| DRAWN | SS | 11/2/01 |
| CHECKED | | |
| APPROVED | | |

ADAM
TECH
INTERCONNECTS

909 Rahway Avenue,
Union, NJ 07083
Phone: 908-687-5000
Fax: 908-687-5710

TITLE
LATCHED BOX HEADER, RIGHT ANGLE,
SHORT EJECTOR LATCHES, SELECTIVE GOLD

| | | |
|--------------|----------------------------|--------------|
| SIZE X | PART NO. MHR-XX-HSGAS-Y | REV. C |
| REF: S00089T | SCALE: NTS | SHEET 1 OF 1 |

Mouser Electronics

Authorized Distributor

Click to View Pricing, Inventory, Delivery & Lifecycle Information:

[Adam Tech:](#)

[MHR-50-HSGAS-Y](#) [MHR-10-HSGAS-Y](#)