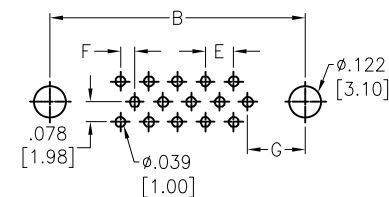
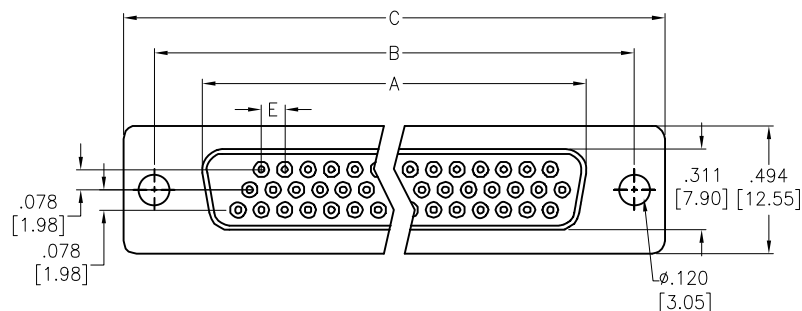
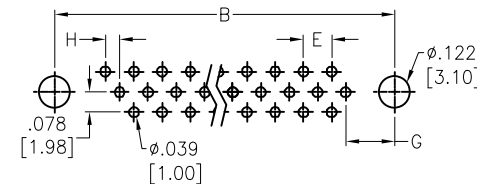
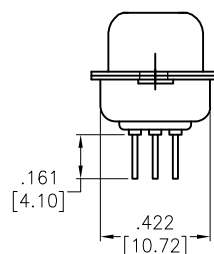
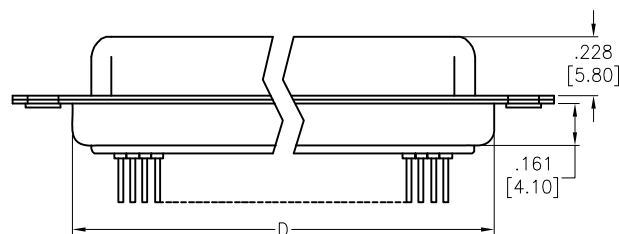


APPROVED: _____
DATE: _____ TITLE: _____

Rev	AWO #	Description	Date	Appr
-		RELEASED	5/5/05	
A		UPDATED DRAWING	5/27/16	HR/CT



15 POSITION FEMALE
RECOMMENDED PCB LAYOUT



26, 44 & 62 POSITION FEMALE
RECOMMENDED PCB LAYOUT

SPECIFICATIONS:

Material:

Insulator: PBT, glass reinforced, rated UL 94V-0

Insulator color: Black

Contacts: Copper Alloy

Shell: Steel, Tin plated

Plating:

Gold flash over Nickel underplate on contact area

Electrical:

Operating voltage: 250 VAC

Current rating: 3 Amps

Contact resistance: 20 mohms max

Insulation resistance: 1,000 Mohms min @ 500 VDC

Dielectric withstanding voltage: 250 VAC for 1 minute

Environmental:

Lead free, RoHS compliant

Positions	A	B	C	D	E	F	G
15	.643 [16.33]	.984 [24.99]	1.213 [30.81]	.756 [19.20]	.090 [2.29]	.045 [1.145]	.277 [7.04]
26	.972 [24.70]	1.311 [33.30]	1.543 [39.20]	1.091 [27.70]	.090 [2.29]	.045 [1.145]	.271 [6.88]
44	1.512 [38.40]	1.852 [47.04]	2.089 [53.05]	1.618 [41.10]	.090 [2.29]	.045 [1.145]	.271 [6.88]
62	2.157 [54.80]	2.500 [63.50]	2.732 [69.40]	2.256 [57.30]	.095 [2.41]	.474 [1.205]	.276 [7.00]

UNLESS OTHERWISE SPECIFIED
ALL DIMENSIONS ARE INCHES [MM]
TOLERANCES: EXCEPT AS NOTED
INCHES HOLES
.X ± .10 Ø.X ± .10
.XX ± .020 Ø.XX ± .015
.XXX ± .015 Ø.XXX ± .010

APPROVALS DATE

DRAWN SS 5/5/05

CHECKED

APPROVED

ADAM TECH

909 Rahway Avenue, Union, NJ 07083

Phone: 908-687-5000 Fax: 908-687-5710

TITLE
HIGH DENSITY D-SUB SOCKET, PCB TAILS
.120 [3.05] MOUNTING HOLES

SIZE X PART NO. HDTXX-ST REV. A

REF: S00087T SCALE: NTS SHEET 1 OF 1

Mouser Electronics

Authorized Distributor

Click to View Pricing, Inventory, Delivery & Lifecycle Information:

[Adam Tech:](#)

[HDT15-ST](#) [HDT26-ST](#) [HDT44-ST](#)