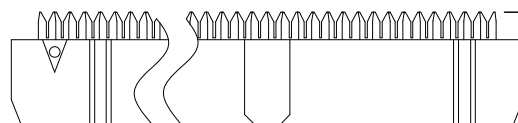
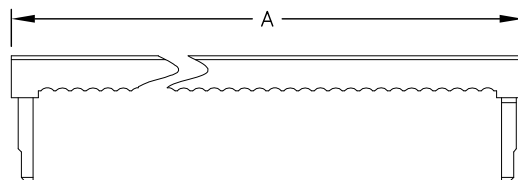


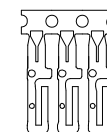
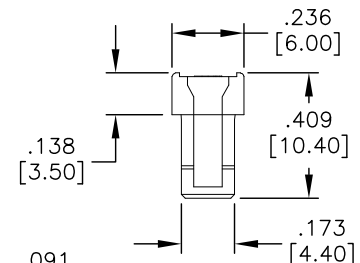
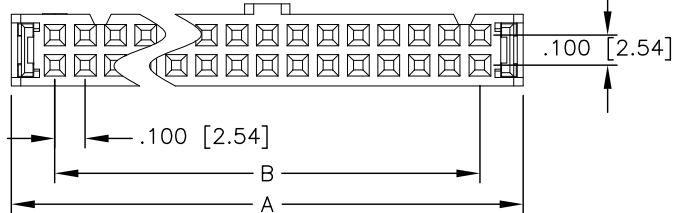
APPROVED: _____

DATE: _____ TITLE: _____

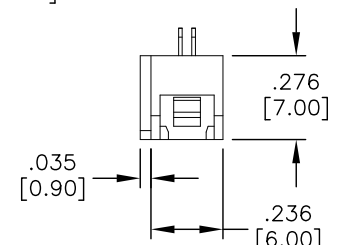
Rev	AWO #	Description	Date	Appr
-		RELEASED	6/3/05	
A		REDRAW & REVISED	4/07/06	
B		REMOVE STRAIN RELIEF	2/10/09	
C		REDRAWN	11/23/10	
D		REVISED SHAPE	7/26/11	
E		ADDED POSITIONS	10/28/11	
F		UPDATE DRAWING	4/13/16	AY



6~8P: [.075 [1.90]
10~64P: .150 [3.80]



Standard Terminal



SPECIFICATIONS:

Material:

Insulator: PBT, glass reinforced, rated UL 94V-0

Insulator color: Black

Contacts: Phosphor Bronze

Plating:

Gold flash over Nickel on contact area,

Tin over Copper underplate on IDC area

Electrical:

Operating voltage: 250 VAC max.

Current rating: 1 Amp max.

Contact resistance: 20 mohms max.

Insulation resistance: 5,000 Mohms min @ 500 VDC.

Dielectric withstanding voltage: 500 VAC for 1 minute

Environmental:

Lead free, RoHS compliant



Positions: 6 thru 20, 24, 26, 30, 34, 36, 40, 44, 50, 56, 60, 62, & 64

A = .100 [2.54] x No. of Spaces per Row + .285 [7.24]

B = .100 [2.54] x No. of Spaces per Row

UNLESS OTHERWISE SPECIFIED
ALL DIMENSIONS ARE INCHES [MM]
TOLERANCES: EXCEPT AS NOTED

INCHES		HOLES	
.X	± .10	Ø.X	± .10
.XX	± .020	Ø.XX	± .015
.XXX	± .015	Ø.XXX	± .010

APPROVALS		DATE
DRAWN	SS	6/3/05
CHECKED		
APPROVED		

ADAM TECH

909 Rahway Avenue, Union, NJ 07083

Phone: 908-687-5000 Fax: 908-687-5710

TITLE
.100 [2.54] FLAT CABLE IDC SOCKET
STANDARD SINGLE WIPE CONTACTS

SIZE X	PART NO. FCS-XX-SG	REV. F
REF: S00087T	SCALE: NTS	SHEET 1 OF 1

Mouser Electronics

Authorized Distributor

Click to View Pricing, Inventory, Delivery & Lifecycle Information:

[Adam Tech:](#)

[FCS-40-SG](#) [FCS-20-SG](#) [FCS-08-SG](#) [FCS-06-SG](#) [FCS-34-SG](#) [FCS-50-SG](#) [FCS-26-SG](#) [FCS-10-SG](#) [FCS-16-SG](#)
[FCS-64-SG](#) [FCS-14-SG](#) [FCS-36-SG](#) [FCS-12-SG](#) [FCS-24-SG](#) [FCS-44-SG](#) [FCS-30-SG](#) [FCS-60-SG](#)