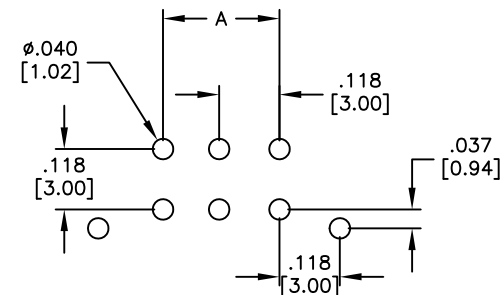
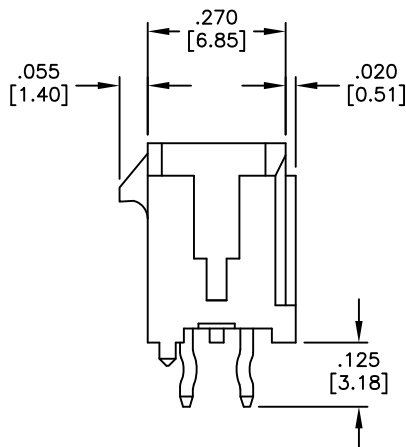
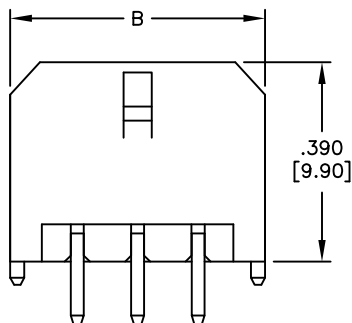
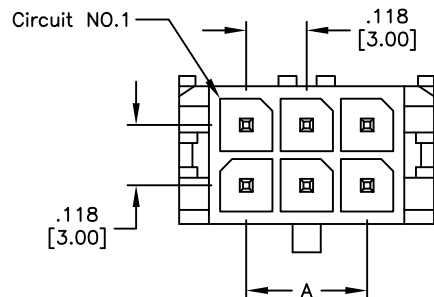


APPROVED: _____

DATE: _____ TITLE: _____



PCB LAYOUT: COMPONENT SIDE
RECOMMENDED PCB THICKNESS: .062" [1.57]

POSITIONS	Dimension	
	A	B
2	NA	.262 [6.65]
4	.118 [3.00]	.380 [9.65]
6	.236 [6.00]	.498 [12.65]
8	.354 [9.00]	.616 [15.65]
10	.472 [12.00]	.734 [18.65]
12	.591 [15.00]	.852 [21.65]
14	.709 [18.00]	.970 [24.65]
16	.827 [21.00]	1.088 [27.65]
18	.945 [24.00]	1.206 [30.65]
20	1.063 [27.00]	1.325 [33.65]
22	1.181 [30.00]	1.443 [36.65]
24	1.299 [33.00]	1.561 [39.65]

SPECIFICATIONS:

Material:

Insulator: Hi-Temp Thermoplastic, rated UL 94V-0

Insulator color: Black

Contacts: Brass

Plating:

Gold Flash over Nickel underplate overall

Electrical:

Operating voltage: 250 V

Current rating: 20 & 22 Awg: 5 Amps max

24 Awg: 4 Amps max

26 Awg: 3 Amps max

28 Awg: 2 Amps max

30 Awg: 1 Amp max

Contact resistance: 10 mohms max

Dielectric strength: 1,500 VAC for 1 minute

Temperature Rating:

-45°C to +125°C

Environmental:

Lead free, RoHS compliant.



UNLESS OTHERWISE SPECIFIED
ALL DIMENSIONS ARE INCHES [MM]
TOLERANCES: EXCEPT AS NOTED
INCHES HOLES
.X ± .10 Ø.X ± .10
.XX ± .020 Ø.XX ± .015
.XXX ± .015 Ø.XXX ± .010

APPROVALS DATE

DRAWN SS 8/20/04

CHECKED

APPROVED

ADAM TECH

909 Rahway Avenue, Union, NJ 07083

Phone: 908-687-5000 Fax: 908-687-5710

TITLE
.118" [3.0mm] MICRO FIT HEADER
DUAL ROW VERTICAL

SIZE X PART NO. DML-XX-A-V-G-A REV. C

REF: S00123T SCALE: NTS SHEET 1 OF 1

Mouser Electronics

Authorized Distributor

Click to View Pricing, Inventory, Delivery & Lifecycle Information:

[Adam Tech:](#)

[DML-10-A-V-G-A](#)