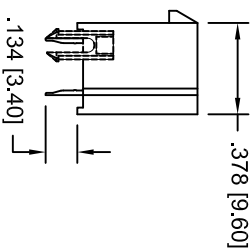
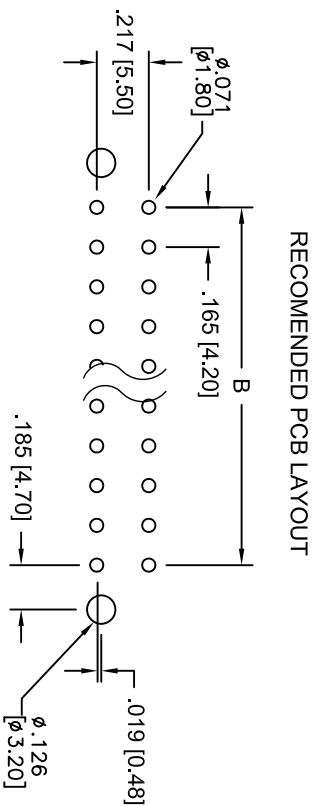
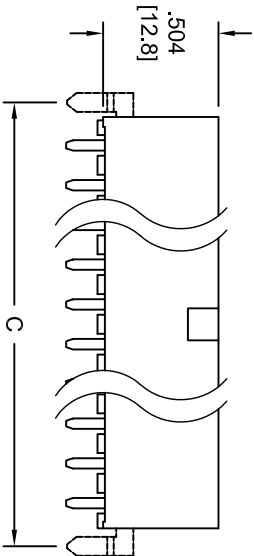
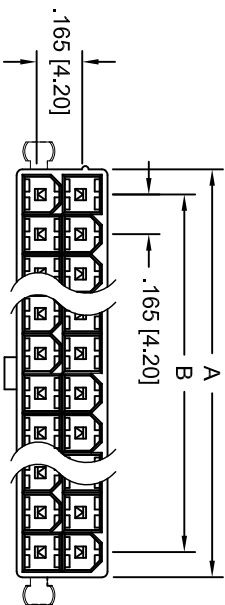


APPROVED: \_\_\_\_\_  
DATE: \_\_\_\_\_ TITLE: \_\_\_\_\_

Rev	AWO #	Description	Date	Appr
-		RELEASED	9/16/04	
A		REVISED SPEC.	5/17/11	



SPECIFICATIONS:  
Material: \_\_\_\_\_  
Insulator: Nylon 66, rated UL 94V-2  
Insulator color: Natural  
Contacts: Brass  
Plating: \_\_\_\_\_  
Tin over Copper underplate overall  
Electrical:  
Operating voltage: 250 VAC max  
Current rating: 7 Amps max  
Insulation resistance: 1000 Mohms min  
Dielectric withstanding voltage: 1500 VAC for 1 minute  
Temperature Rating: \_\_\_\_\_  
Operating temperature: -25°C to +85°C  
Environmental: \_\_\_\_\_  
Lead free, RoHS compliant.

A

B

C

D

A

B

C

D

**ADAM TECH**

909 Rahway Avenue, Union, NJ 07083  
Phone: 908-687-5000 Fax: 908-687-5710

STRAIGHT HOUSING, MALE TERMINAL  
PCB MOUNT WITH PEGS

UNLESS OTHERWISE SPECIFIED ALL DIMENSIONS ARE INCHES [MM] TOLERANCES: EXCEPT AS NOTED INCHES				HOLES			
.X	± .10	Ø.X	± .10	.XX	± .020	Ø.XX	± .015
.XXX	± .015	Ø.XXX	± .010				
APPROVALS			DATE				
DRAWN	SS	9/16/04					
CHECKED							
APPROVED							
TITLE							
STRAIGHT HOUSING, MALE TERMINAL PCB MOUNT WITH PEGS							
SIZE							
PART NO.		REV.					
X		A					
REF:	S00006T	SCALE:	NTS	SHEET	1	OF	1
DMF-XX-S-P							



6

5

4

3

2

1

6

5

4

3

2

1

APPROVED: \_\_\_\_\_

DATE: \_\_\_\_\_ TITLE: \_\_\_\_\_

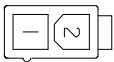
Rev AWO # Description Date Appr

SEE SHT 1 OF 2 FOR REVISION

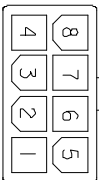
D

D

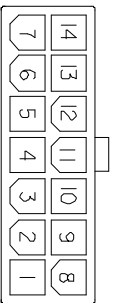
2 POSITION



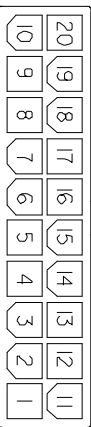
8 POSITION



14 POSITION



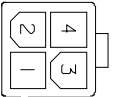
20 POSITION



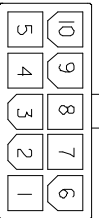
C

C

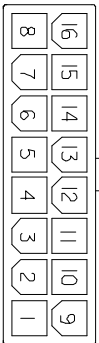
4 POSITION



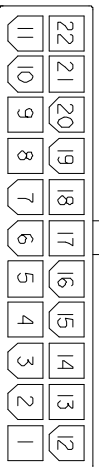
10 POSITION



16 POSITION



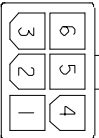
22 POSITION



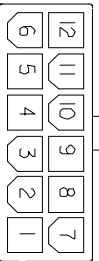
B

B

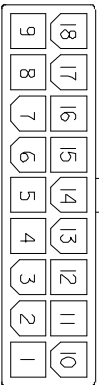
6 POSITION



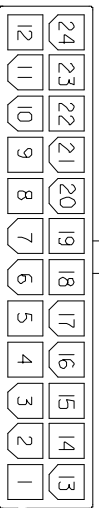
12 POSITION



18 POSITION



24 POSITION



A

A

ADAM TECH

909 Railway Avenue, Union, NJ 07083  
Phone: 908-687-5000 Fax: 908-687-5710

TITLE STRAIGHT HOUSING, MALE TERMINAL  
PCB MOUNT WITH PEGS

UNLESS OTHERWISE SPECIFIED ALL DIMENSIONS ARE INCHES [MM] TOLERANCES: EXCEPT AS NOTED			
INCHES		HOLES	
.X	± .10	ØX	± .10
.XX	± .020	ØXX	± .015
.XXX	± .015	ØXXX	± .010
APPROVALS:		DATE	
DRAWN	SS	9/16/04	
CHECKED			
APPROVED			
SIZE	PART NO.	REV.	
X	DMF-XX-S-P	A	
REF:	SCALE: NTS	SHEET 2 OF 2	

6

5

4

3

2

1

# Mouser Electronics

Authorized Distributor

Click to View Pricing, Inventory, Delivery & Lifecycle Information:

[Adam Tech:](#)

[DMF-06-S-P](#) [DMF-20-S-P](#)