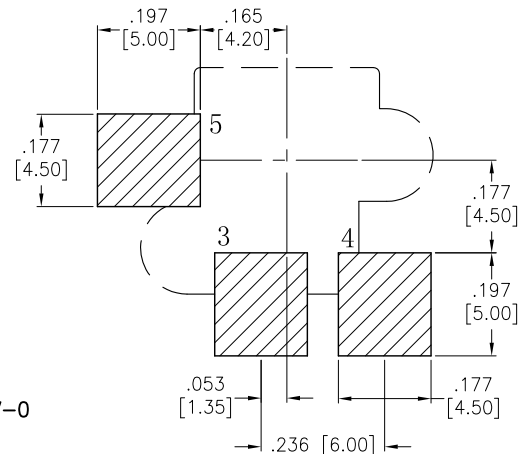
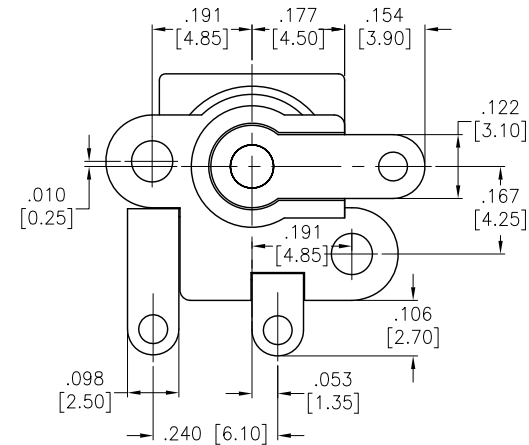
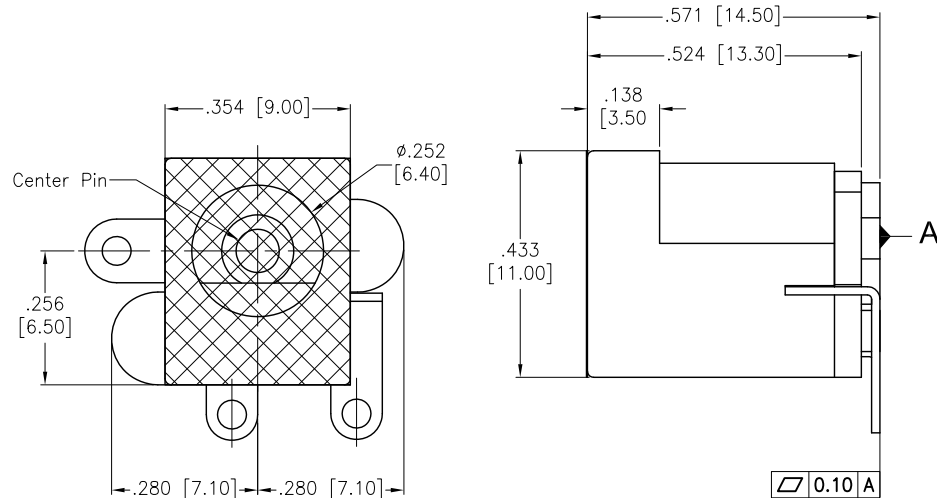


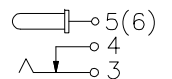
APPROVED: _____
 DATE: _____ TITLE: _____

Rev	AWO #	Description	Date	Appr
-		RELEASED	4/30/15	
A		UPDATED DRAWING	9/19/18	HR/SL



RECOMMENDED PCB LAYOUT

SCHEMATIC



SPECIFICATIONS:

Material:
 Insulator: Hi-temp thermoplastic, rated UL 94V-0
 Insulator color: Black
 Contacts: Copper Alloy
 Center Pin: Brass, Nickel plated
 Plating:
 Gold flash over Nickel underplate overall
 Electrical:
 Operating voltage: 30 V
 Current rating: 1.0 A
 Contact resistance: 0.03 Ω max.
 Insulation resistance: 100 M Ω min @ 250 VDC
 Dielectric withstanding voltage: 500 VAC
 Environmental:
 Lead free, RoHS compliant.



PACKAGED ON TAPE & REEL

UNLESS OTHERWISE SPECIFIED ALL DIMENSIONS ARE INCHES [MM] TOLERANCES: EXCEPT AS NOTED INCHES HOLES .X ± .10 Ø.X ± .10 .XX ± .020 Ø.XX ± .015 .XXX ± .015 Ø.XXX ± .010			<div>ADAM TECH</div> INTERCONNECTS			909 Rahway Avenue, Union, NJ 07083 Phone: 908-687-5000 Fax: 908-687-5710			
APPROVALS			DATE			TITLE			
DRAWN		HR	4/30/15			DC POWER JACK, VERTICAL, SMT, PICK AND PLACE TAPE			
CHECKED		AC	4/30/15			SIZE X		PART NO. ADC-070A-X-G-SMT-PPT-T/R	REV. A
APPROVED			REF: S00102C		SCALE: NTS		SHEET 1 OF 1		

Mouser Electronics

Authorized Distributor

Click to View Pricing, Inventory, Delivery & Lifecycle Information:

[Adam Tech:](#)

[ADC-070A-2-G-SMT-PPT-T/R](#)