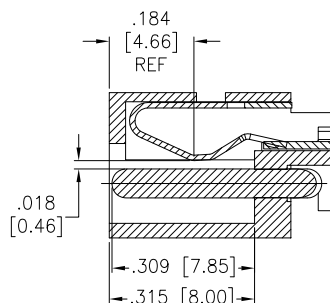


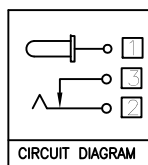
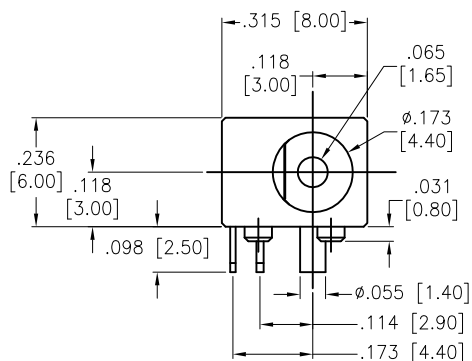
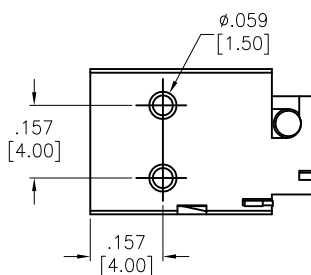
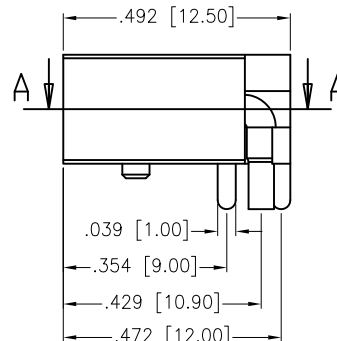
APPROVED: _____

DATE: _____ TITLE: _____

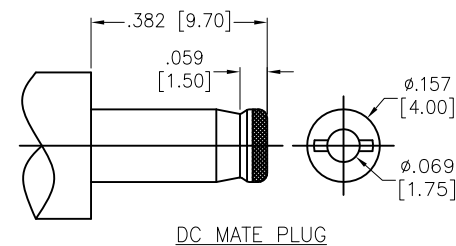
Rev	AWO #	Description	Date	Appr
-		RELEASED	6/10/10	
A		UPDATED DRAWING	5/11/18	HR/RT



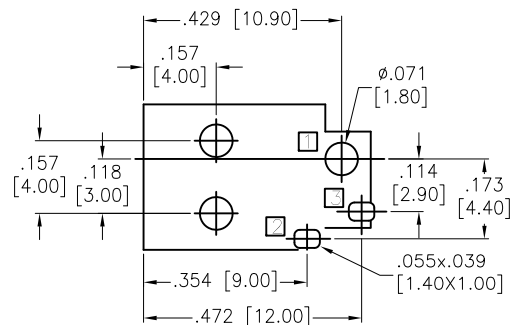
SECTION A-A



CIRCUIT DIAGRAM



DC MATE PLUG



RECOMMENDED PCB LAYOUT
(BOTTOM VIEW)

SPECIFICATIONS:

Material:

Insulator: PBT, rated UL 94V-0

Insulator color: Black

Center Pin: Brass, Nickel plated

Contacts: Copper Alloy

Plating:

Silver over Nickel underplate

Electrical:

Voltage rating: 20 VDC

Current rating: 3 Amp

Contact resistance: 30 mohms max.

Insulation resistance: 100 Mohms min. @ 500 VDC

Dielectric withstanding voltage: 500 VAC

Temperature Rating:

Operating temperature: -20°C to +70°C

Environmental:

Lead free, RoHS compliant



UNLESS OTHERWISE SPECIFIED
ALL DIMENSIONS ARE INCHES [MM]
TOLERANCES: EXCEPT AS NOTED

INCHES	HOLES
.X ± .10	Ø.X ± .10
.XX ± .020	Ø.XX ± .015
.XXX ± .015	Ø.XXX ± .010

APPROVALS		DATE
DRAWN	DY	6/10/10
CHECKED		
APPROVED		

ADAM
TECH
INTERCONNECTS

909 Rahway Avenue,
Union, NJ 07083
Phone: 908-687-5000
Fax: 908-687-5710

TITLE			
DC POWER JACK, 1.65mm CENTER PIN			
SIZE	PART NO.	REV.	
X	ADC-055B-9	A	
REF:	S00002C	SCALE:	SHEET 1 OF 1

Mouser Electronics

Authorized Distributor

Click to View Pricing, Inventory, Delivery & Lifecycle Information:

[Adam Tech:](#)

[ADC-055B-9](#)