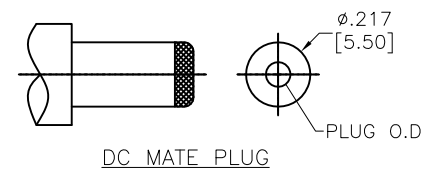
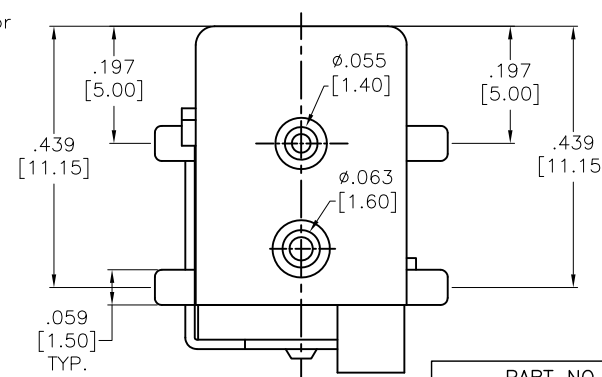
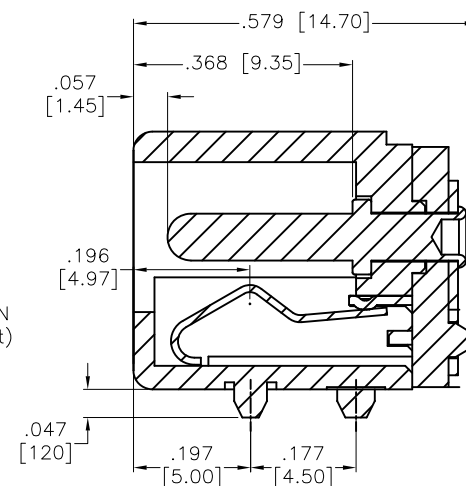
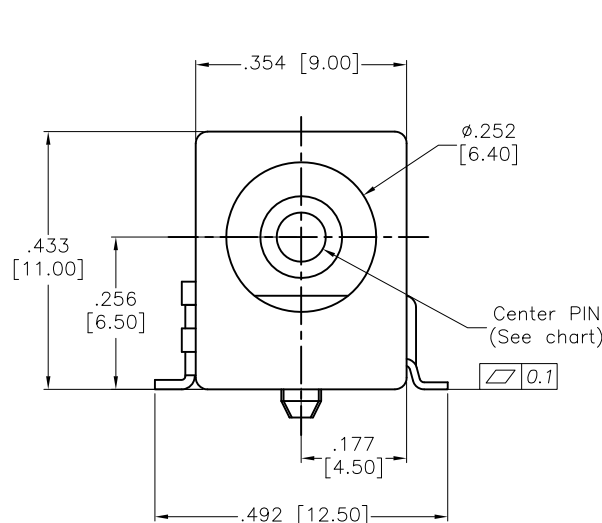
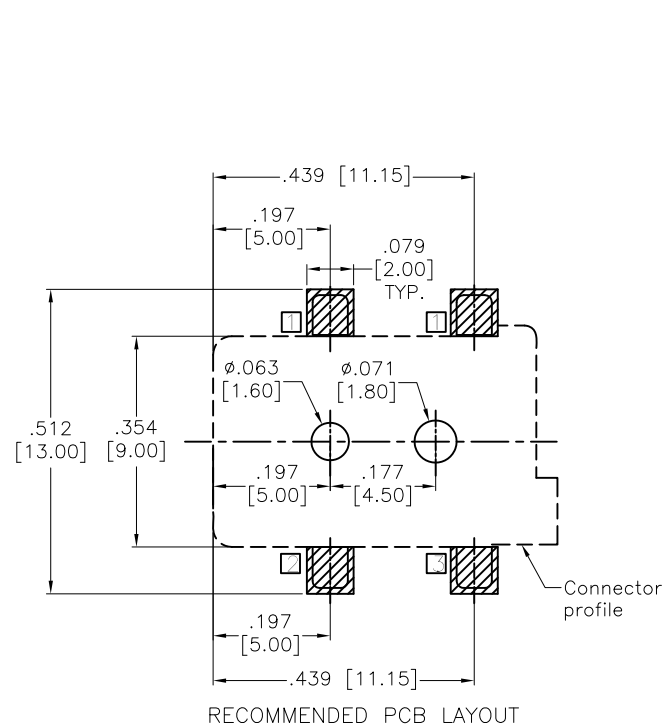


APPROVED: _____
 DATE: _____ TITLE: _____

Rev	AWO #	Description	Date	Appr
-		RELEASED	11/27/18	

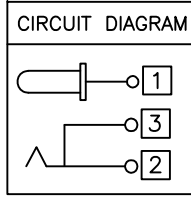


SPECIFICATIONS:
 Material:
 Insulator: PA10T, rated UL 94V-0
 Insulator color: Black
 Center Pin: Copper Alloy, CuSn plated
 Contacts: Copper Alloy
 Plating:
 Silver over Copper underplate overall
 Electrical:
 Voltage rating: 20 VDC
 Current rating: 5 A
 Contact resistance: 30 mohms max.
 Insulation resistance: 100 Mohms min. @ 500 VDC
 Dielectric withstanding voltage: 500 VAC
 Temperature Rating:
 Operating temperature: -20°C to +70°C
 Environmental:
 Lead free, RoHS compliant



PACKAGED ON TAPE & REEL

PART NO.	CENTER PIN DIA.	PLUG O.D.
ADC-028-1-T/R-PA10T	Ø.079 [2.00]	Ø.081 [2.05]
ADC-028-2-T/R-PA10T	Ø.098 [2.50]	Ø.100 [2.55]
ADC-028-5-T/R-PA10T	Ø.093 [2.35]	Ø.094 [2.40]



UNLESS OTHERWISE SPECIFIED
 ALL DIMENSIONS ARE INCHES [MM]
 TOLERANCES: EXCEPT AS NOTED
 INCHES HOLES

.X	± .10	Ø.X	± .10
.XX	± .020	Ø.XX	± .015
.XXX	± .015	Ø.XXX	± .010

ADAM TECH
 INTERCONNECTS

909 Rahway Avenue,
 Union, NJ 07083
 Phone: 908-687-5000
 Fax: 908-687-5710

TITLE
 DC POWER JACK, 2.00mm, 2.50mm, 2.35mm CENTER PIN

SIZE X	PART NO. ADC-028-X-T/R-PA10T	REV. -
-----------	---------------------------------	-----------

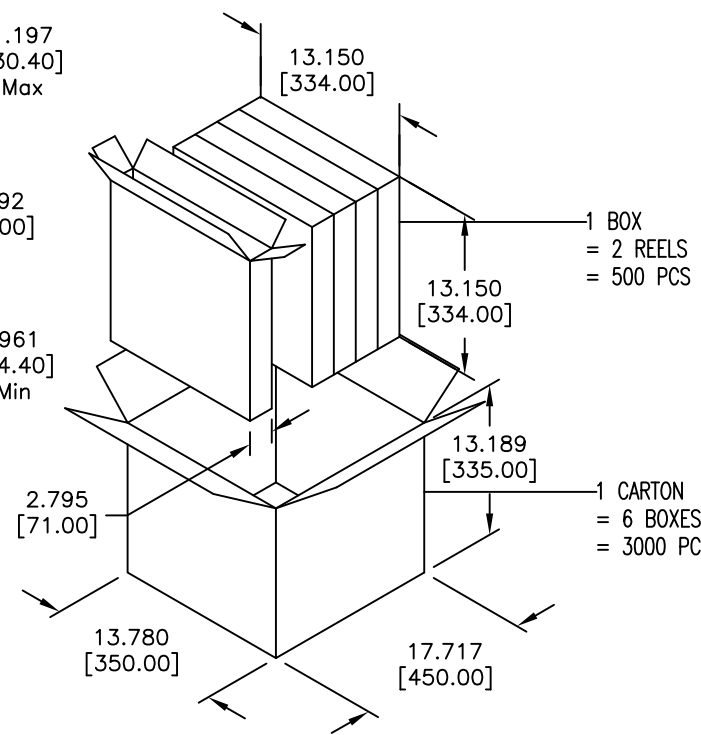
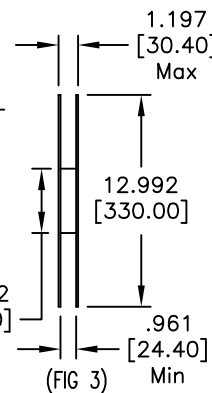
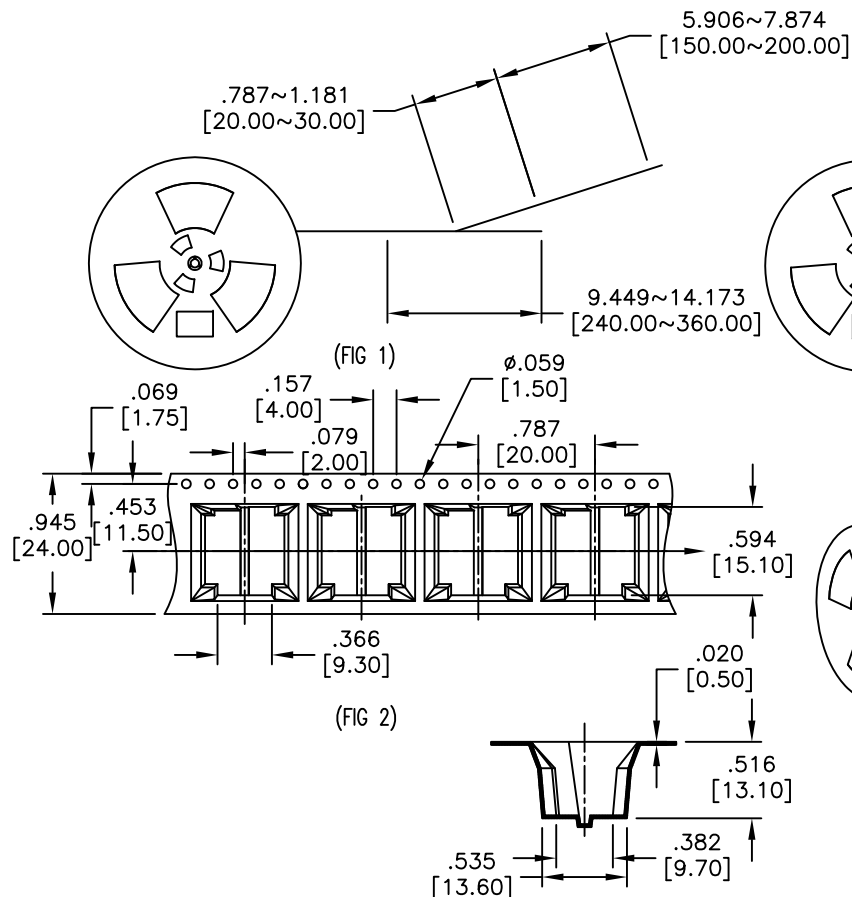
REF: S00002C SCALE: NTS SHEET 1 OF 2

APPROVALS

DRAWN	HR	11/27/18
CHECKED	MY	11/27/18
APPROVED		

APPROVED: _____
DATE: _____ TITLE: _____

Rev	AWO #	Description	Date	Appr
SEE SHT 1 OF 2 FOR REVISION				



REMARK:

- 1.The connector can not be loaded on the position of length 240~360mm in the reel tape and lead tape.The cover tape with 20~30mm length shall not be adhesive on the lead tape and the cover tape is lead portion shall have 150~200mm length (Refer FIG 1).
- 2.Tape shall turn on right direction.
- 3.The direction of connector is fixed regarding the position of terminal,please refer outline drawing (Refer FIG 2).
- 4.After winding,using the adhesive tape(30~50mm) to stick the leader of cover tape on the side of reel.
- 5.One reel can be loaded 250 pcs connector.
- 6.The label shall be pasted on the front side of reel (Refer FIG 3).
- 7.Condition of 300mm per minute ,the extraction strength of cover tape shall reach 20~150 gf.
- 8.If the quantity is less then 6 reel in one carton,the packing shall be able to resist to shark.

UNLESS OTHERWISE SPECIFIED ALL DIMENSIONS ARE INCHES [MM] TOLERANCES: EXCEPT AS NOTED				ADAM TECH		909 Rahway Avenue, Union, NJ 07083 Phone: 908-687-5000 Fax: 908-687-5710	
INCHES				HOLES		TITLE	
.X ± .10				Ø.X ± .10		DC POWER JACK, 2.00mm, 2.50mm, 2.35mm CENTER PIN	
.XX ± .020				Ø.XX ± .015		SIZE	
.XXX ± .015				Ø.XXX ± .010		PART NO.	
APPROVALS				DATE		REV.	
DRAWN		HR		11/27/18		X	
CHECKED		MY		11/27/18		ADC-028-X-T/R-PA10T	
APPROVED						REF: S00002C	
						SCALE: NTS	
						SHEET 2 OF 2	

Mouser Electronics

Authorized Distributor

Click to View Pricing, Inventory, Delivery & Lifecycle Information:

[Adam Tech:](#)

[ADC-028-1-T/R-PA10T](#)