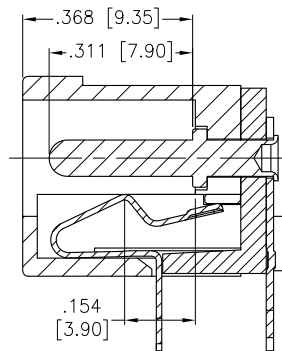
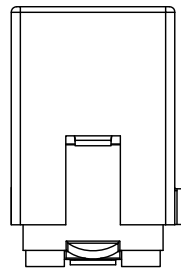
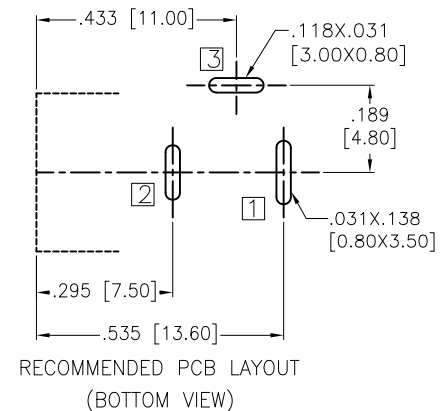
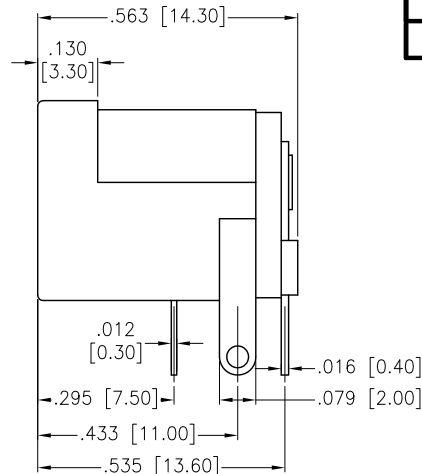
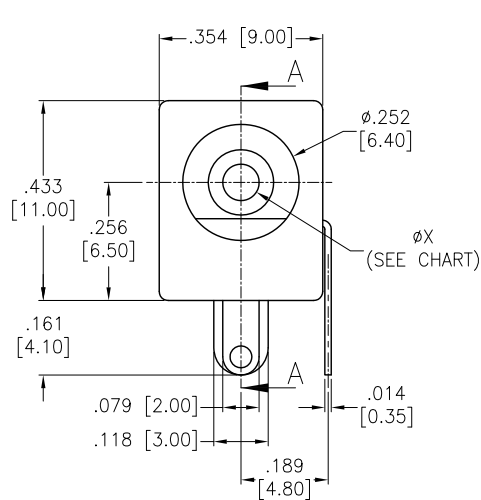
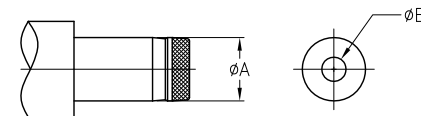


APPROVED: _____
DATE: _____ TITLE: _____

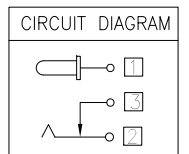
Rev	AWO #	Description	Date	Appr
-		RELEASED	12/10/04	
A		REDESIGNED	6/1/06	
B		REVISED SPEC.	11/17/11	
C		ADDED DIM.	8/8/14	AY/SC
D		UPDATED DRAWING	10/25/17	HR/OC
E		CHANGE OF MATERIAL THICKNESS	12/11/17	HR/TOM



SECTION A-A



DC MATE PLUG



PART NO.	øX	øA	øB
ADC-002-1	.078 [2.00]	.217 [5.50]	.081 [2.05]
ADC-002-2	.098 [2.50]	.217 [5.50]	.100 [2.55]
ADC-002-5	.092 [2.35]	.217 [5.50]	.094 [2.40]

SPECIFICATIONS:

Material:

Insulator: PBT, rated UL 94V-0

Insulator color: Black

Center Pin: Brass, Ni plated

Contacts: Copper Alloy

Plating:

Tin over Copper underplate overall

Electrical:

Rating: DC 20V, 4A

Contact resistance: 30 mohms max

Insulation resistance: 100 Mohms min @ 500 VDC

Dielectric withstanding voltage: 500 VAC

Temperature Rating:

Operating temperature: -20°C to +70°C

Environmental:

Lead free, RoHS compliant.



UNLESS OTHERWISE SPECIFIED
ALL DIMENSIONS ARE INCHES [MM]
TOLERANCES: EXCEPT AS NOTED
INCHES HOLES

.X	± .10	ø.X	± .10
.XX	± .020	ø.XX	± .015
.XXX	± .015	ø.XXX	± .010

APPROVALS

DATE

DRAWN

SS

10/4/04

CHECKED

APPROVED

ADAM
TECH
INTERCONNECTS

909 Rahway Avenue,
Union, NJ 07083
Phone: 908-687-5000
Fax: 908-687-5710

TITLE

DC POWER JACK, RIGHT ANGLE

SIZE

X

PART NO.

ADC-002-X

REV.

E

REF: S00002C

SCALE: NTS

SHEET 1 OF 1

Mouser Electronics

Authorized Distributor

Click to View Pricing, Inventory, Delivery & Lifecycle Information:

[Adam Tech:](#)

[ADC-002-1](#)