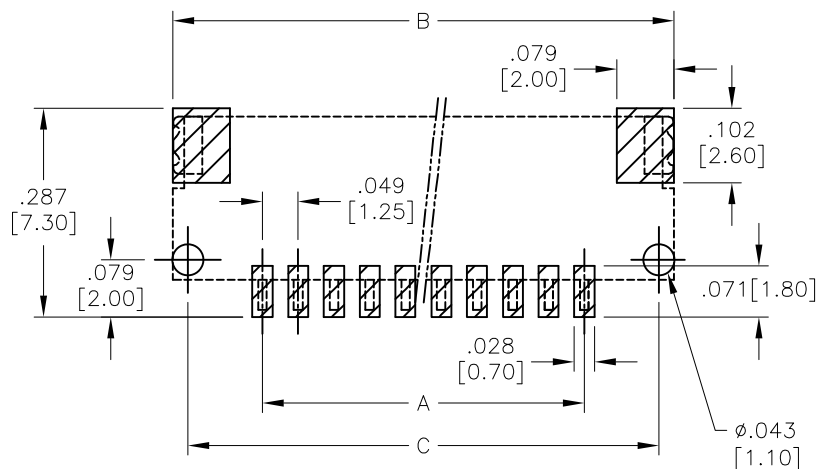
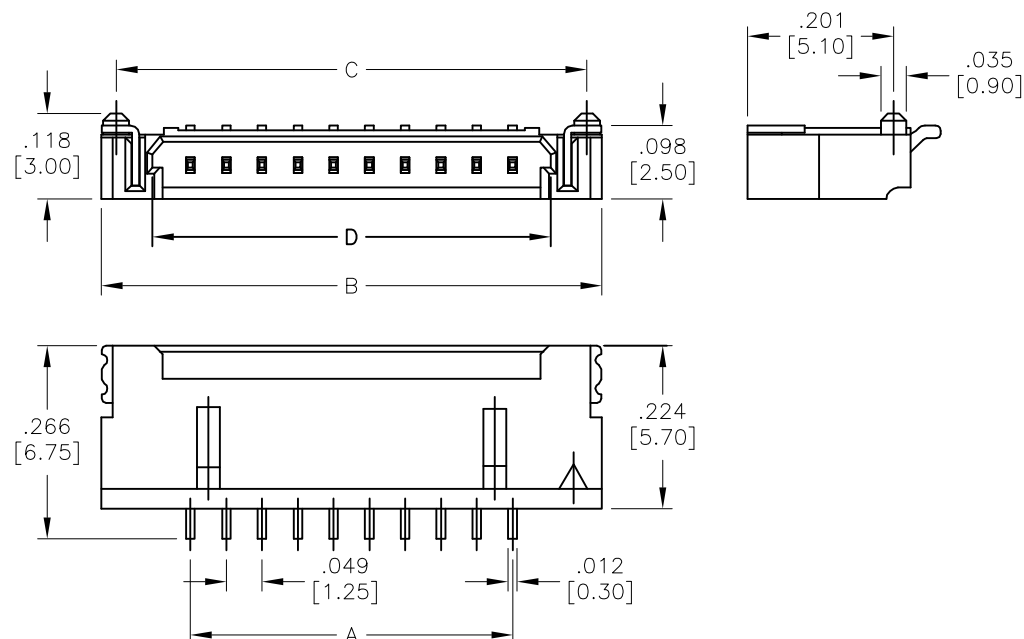
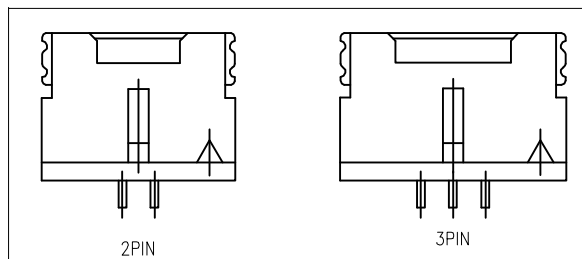


APPROVED: _____
 DATE: _____ TITLE: _____

Rev	AWO #	Description	Date	Appr
-		RELEASED	11/21/13	
A		UPDATED DRAWING	10/7/16	AY/NC
B		ADDED DRAWING & DIM.	10/17/19	AY/TW



RECOMMENDED PCB LAYOUT



SPECIFICATIONS:

Material:
 Insulator: Hi-temp thermoplastic, rated UL 94V-0
 Insulator color: Nature
 Contacts: Copper Alloy
Plating:
 Tin over Nickel underplate overall
Electrical:
 Operating voltage: 100 VAC/DC
 Current rating: 1.0 A AC/DC (With AWG #28 is applied)
 Contact resistance: 20 mohms max
 Insulation resistance: 500 Mohms min
 Dielectric withstanding voltage: 500 VAC for 1 minute
Temperature Rating:
 Operating temperature: -25°C to +85°C
 Environmental:
 Lead free, RoHS compliant.



PACKAGED ON TAPE & REEL

Positions: 02 thru 30
 A = .049 [1.25] X No. of Spaces
 B = .049 [1.25] X No. of Spaces + .246 [6.25]
 C = .049 [1.25] X No. of Spaces + .205 [5.20]
 D = .049 [1.25] X No. of Spaces + .104 [2.65]

UNLESS OTHERWISE SPECIFIED ALL DIMENSIONS ARE INCHES [MM] TOLERANCES: EXCEPT AS NOTED INCHES HOLES .X ± .10 Ø.X ± .10 .XX ± .020 Ø.XX ± .015 .XXX ± .015 Ø.XXX ± .010			ADAM TECH INTERCONNECTS		909 Rahway Avenue, Union, NJ 07083 Phone: 908-687-5000 Fax: 908-687-5710	
APPROVALS DRAWN AY 11/21/13 CHECKED AL 11/21/13 APPROVED			DATE 11/21/13			TITLE .049 [1.25] PITCH WIRE TO BOARD HEADER RIGHT ANGLE, SMD TYPE
SIZE X		PART NO. 125SH-D-XX-TR-SMT-T/R		REV. B		REF: S00124T SCALE: NTS SHEET 1 OF 1

Mouser Electronics

Authorized Distributor

Click to View Pricing, Inventory, Delivery & Lifecycle Information:

[Adam Tech:](#)

[125SH-D-09-TR-SMT-T/R](#) [125SH-D-08-TR-SMT-T/R](#) [125SH-D-02-TR-SMT-T/R](#) [125SH-D-05-TR-SMT-T/R](#) [125SH-D-07-TR-SMT-T/R](#) [125SH-D-04-TR-SMT-T/R](#) [125SH-D-06-TR-SMT-T/R](#) [125SH-D-03-TR-SMT-T/R](#) [125SH-D-10-TR-SMT-T/R](#)