

## SPECIFICATION

Part No. : **TCP.02.TR.01**

Product Name : 5.8GHz Omega Antenna Set - 5800MHz 3dBic  
2\* External WIFI Drone Antennas (Tx and Rx)  
Circularly Polarized

Feature : Diameter 35mm, Height 30 mm  
Frequency Range: 5600 - 6000 MHz  
Peak Gain: 3 dBic typ.  
Efficiency: 80% typ.  
TX- Four Leaf Copper Wire antenna  
RX- Four Leaf Copper Wire antenna  
RP- SMA(M)  
Cable type: Semi-rigid SS402  
Total Length: 50 mm  
RoHS Compliant



## 1. Introduction

The Omega 5.8 GHz clover leaf antenna set comprises of one each of a Tx and Rx antenna. They are omni-directional, high efficiency, circularly polarized antennas with a robust housing for UAV, FPV, and other wireless video transmission/receiving equipment. Circular polarized antennas are an ideal choice for UAV's because the signal link is much more stable (max 3dB decrease) in different orientations than when using a linear antenna where one could easily have a 20dB+ decrease depending on orientation.

The Omega features an excellent efficiency of over 70%. High efficiency antennas are needed for the higher throughput requirements of drone applications, especially high definition video streams.

Unlike most antennas in this market which are made in small workshops without RF chambers, Taoglas antennas are designed and manufactured in world class manufacturing facilities to the most stringent standards. We show the true polarization and gain performance tested in our multi-million dollar RF facilities. Most of our competitors just show theoretical circular polarized patterns and gains which are not indicative of anywhere close to the real circular polarization, many are actually linearly polarized at the frequencies of interest, in fact there is no small antenna of this type that can maintain true circular polarization across the whole WiFi band (true circular polarization being defined by the axial ratio being below 3). We have tested many antennas on the market and many of the competitors axial ratio performance of 10 and above indicate they are actually linear polarized antennas. Also, every Taoglas antenna must pass level quality control and records of every antenna performance are kept forever on our systems.

The Omega antenna set includes a clover leaf TX antenna and a clover leaf RX antenna. The antenna is simple to install on 5.8GHz video transmitters and receivers and features a circular, robust housing to protect the inner antenna structure during rough

landings. The Omega antenna is also IP65 water resistant.

#### Typical Applications

- First Person View (FPV) applications
- Unmanned Aerial Vehicles
- Quad-copters
- WIFI remote control applications

This antenna model implements highly quality SS402 semi-rigid cable which is RF microwave low loss cable for military and commercial aerospace applications. The cable can be bent to a fixed orientation, for ease of installation.

Cable length and connector types are customizable.

Taoglas can also customize and test antennas on your UAV in our worldwide facilities, in the US, Ireland or Taiwan, subject to NRE or MOQ [Contact](#) your regional Taoglas sales office for support.

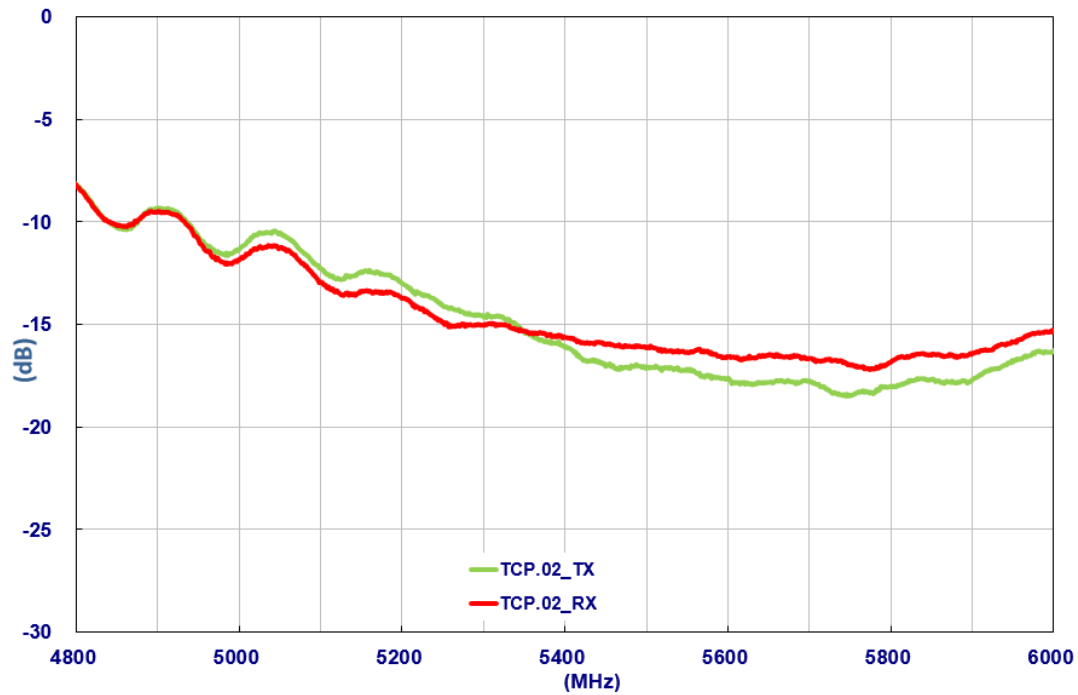
Note – Taoglas also has a range of filters available to reduce interference from other transmitters and sources of noise. In this application Airvu 5.8G Band Pass SMA Filters attached between the antenna and your on-board connector are a great choice.

## 2. Specification Table

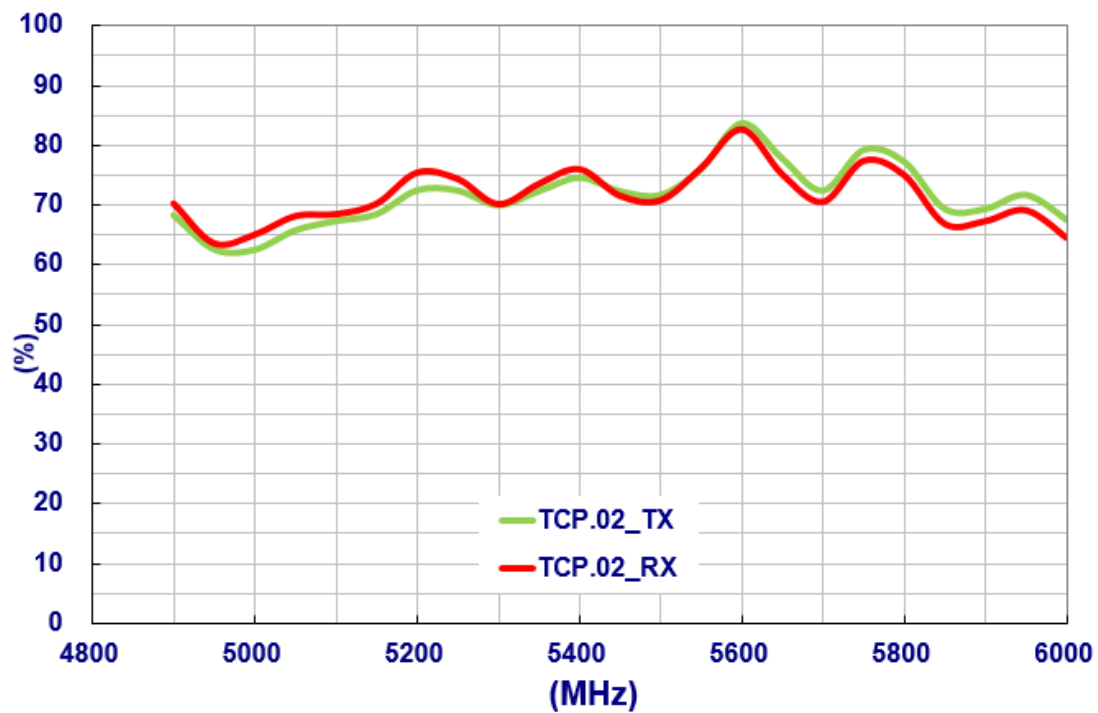
ELECTRICAL		
TCP.02 Antenna	TX	RX
Frequency (MHz)	5600~6000	
Impedance	50 Ohm	
VSWR	1.5 typ.	1.5 typ.
Efficiency	70% typ.	70% typ.
Return Loss (dB)	< -15	< -15
Peak Gain (dBi)	3 typ.	3 typ.
Polarization	LHCP (Left hand circularly polarized)	
Directionality	Omni	
Max. Input Power	10W	
MECHANICAL		
Dimensions (mm)	Ø35.6*30 (Only Dome)	
Antenna Body Material	PE	
Cable	SS-402	
Cable Length	50 mm	
Connector	SMA (M) RP	
Weight	11 g	
ENVIRONMENTAL		
Temperature Range	-40°C to 85°C	
Humidity	Non-condensing 65°C 95% RH	

## 3. Electrical Specifications

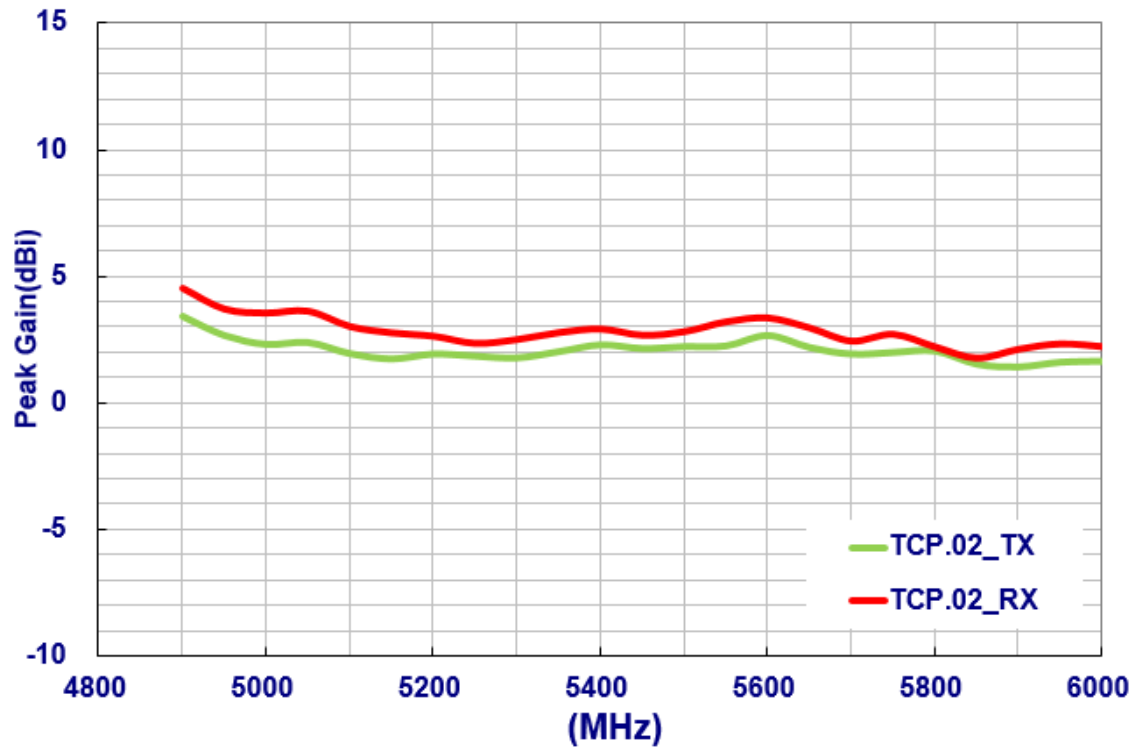
### 3.1 Return Loss



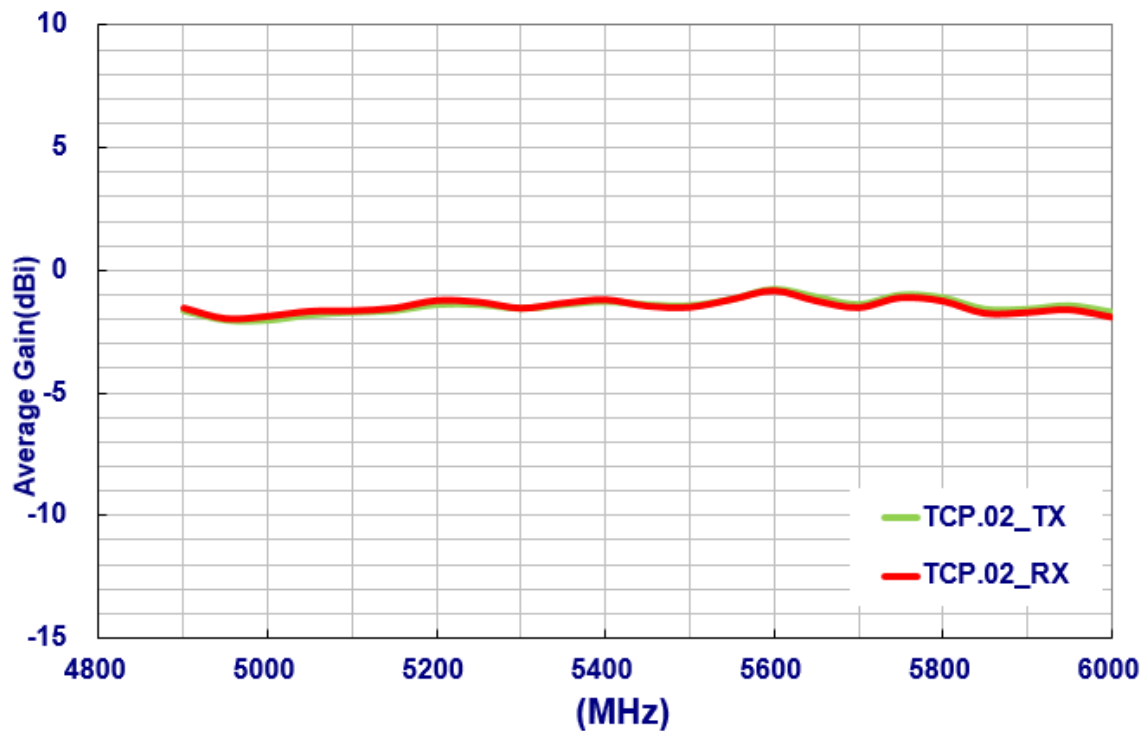
### 3.2 Efficiency



### 3.3 Peak Gain

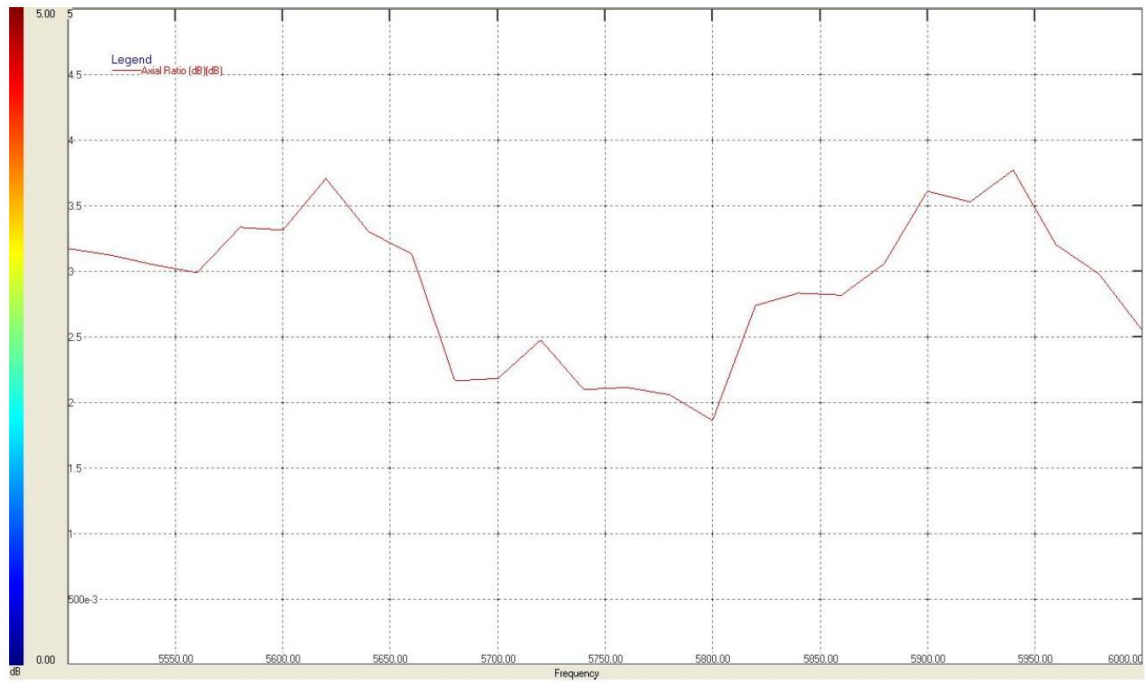


### 3.4 Average Gain

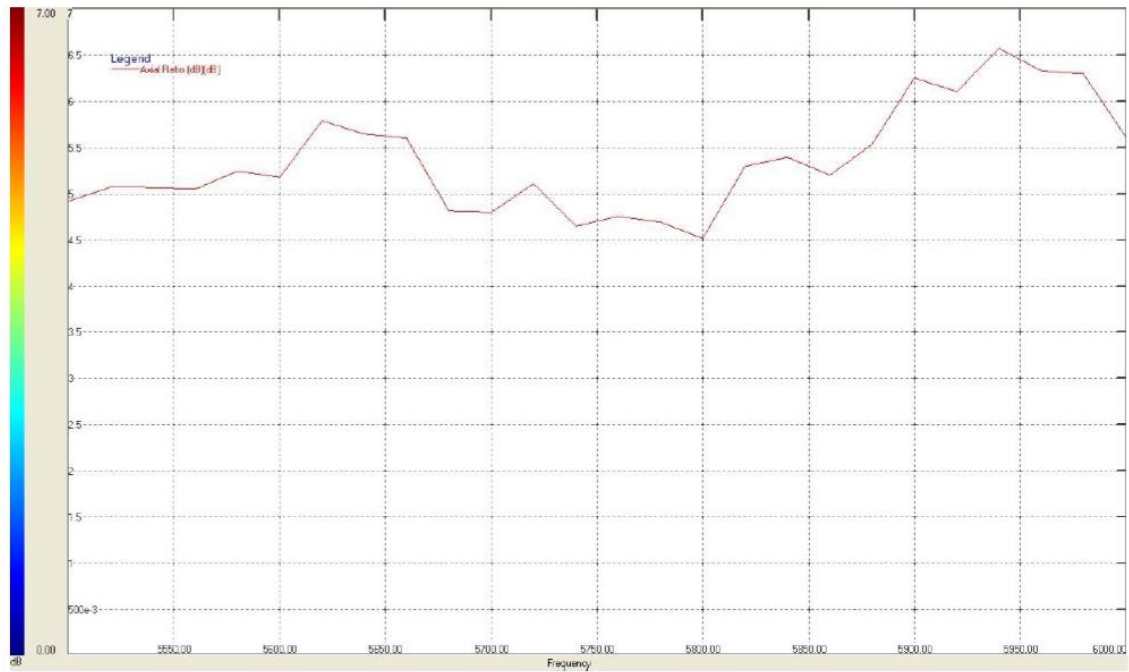


### 3.5 Axial Ratio

TX




RX



## 4. Radiation Patterns

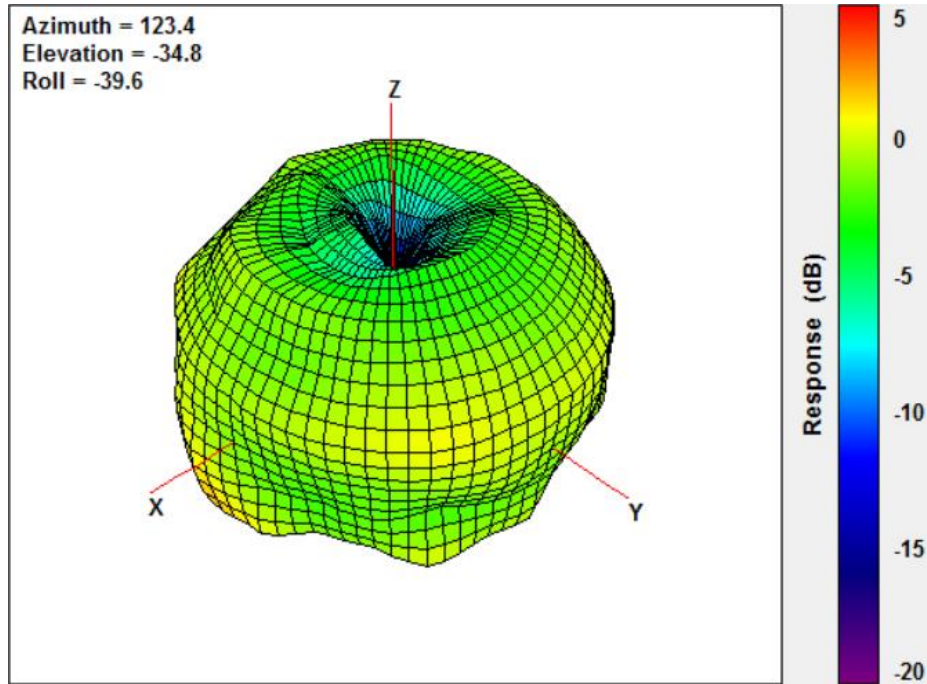
The TCP.02 antennas were both tested in a CTIA certified ETS anechoic chamber. The test setup is shown below.



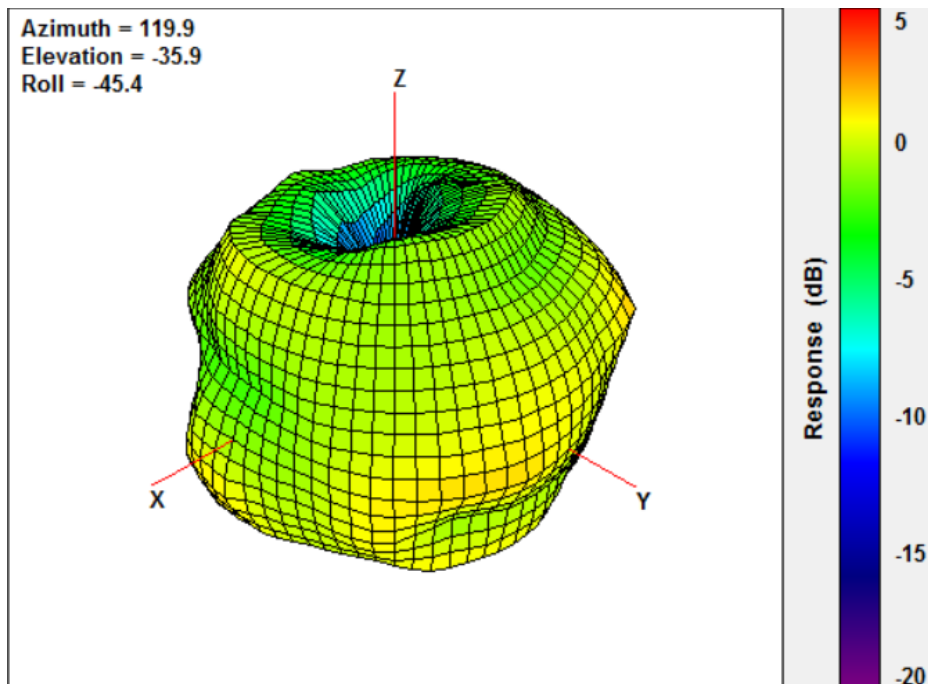


## 4.1 3D Radiation Pattern

TCP.02 TX Antenna @ 5800MHz



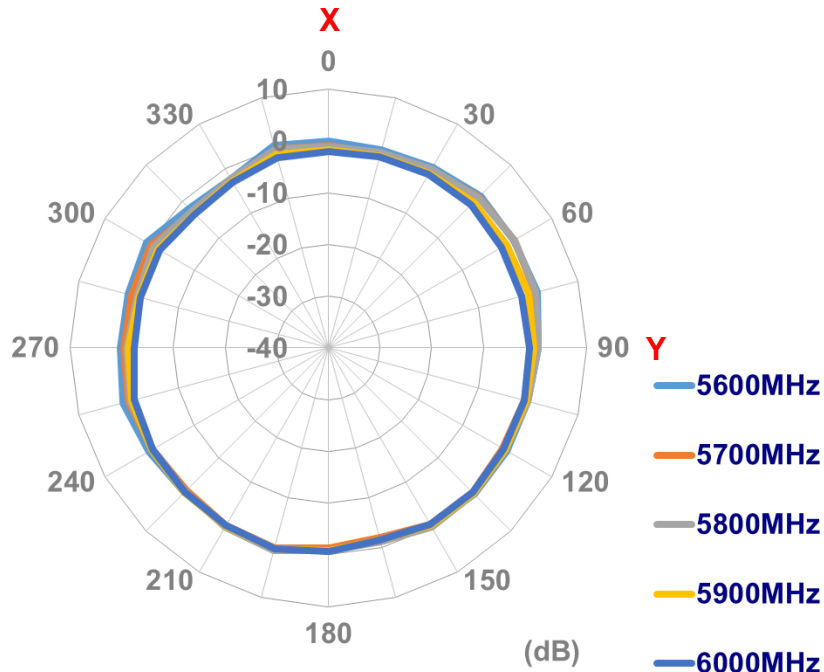
TCP.02 RX Antenna @ 5800MHz



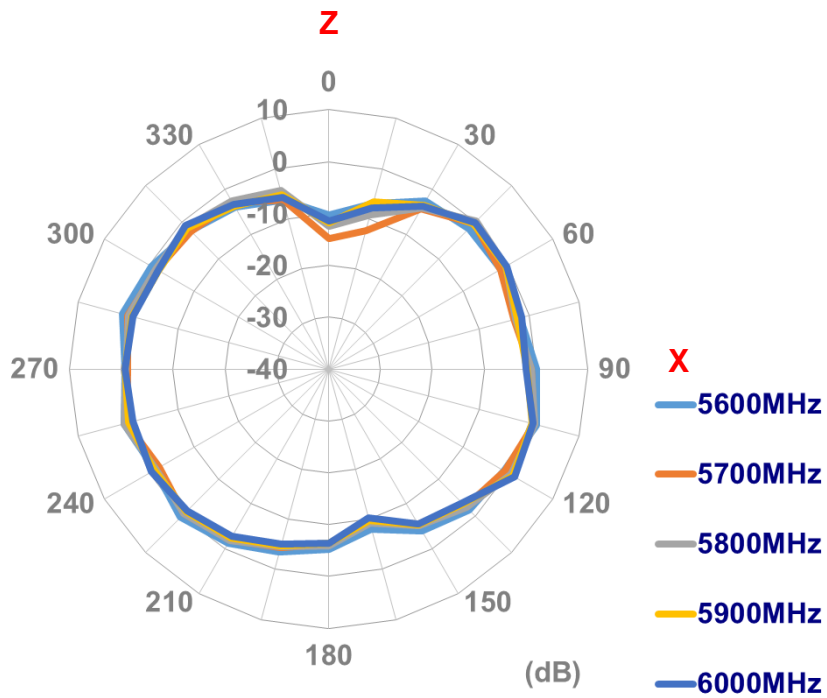
## 4.2 2D Radiation Pattern

TCP.02 TX Antenna

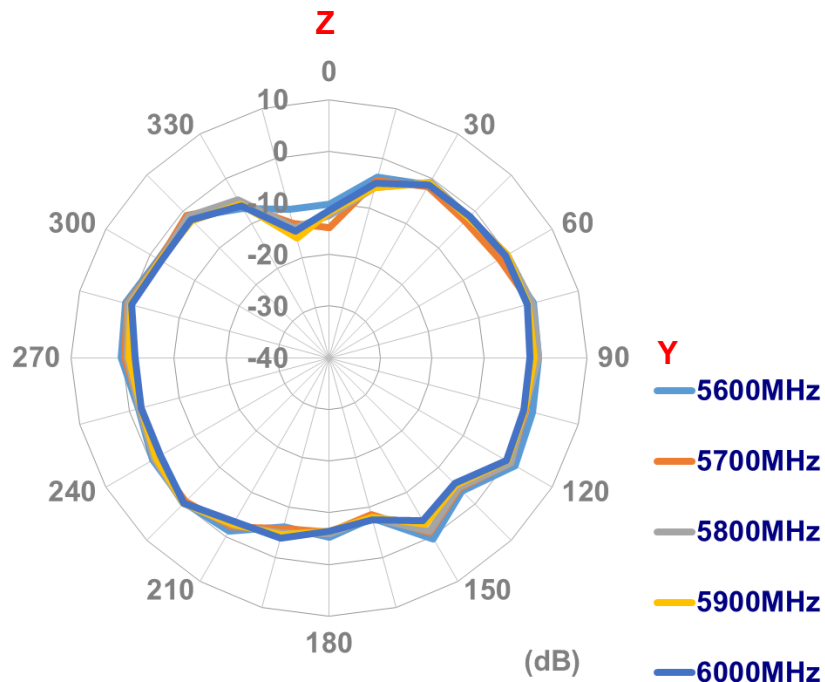
XY-Plane



XZ-Plane

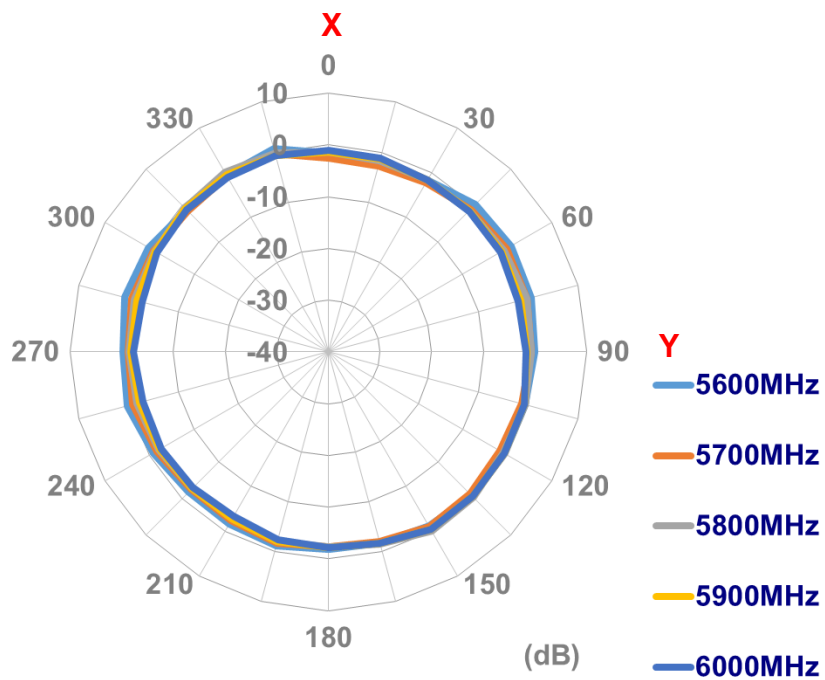


## YZ-Plane

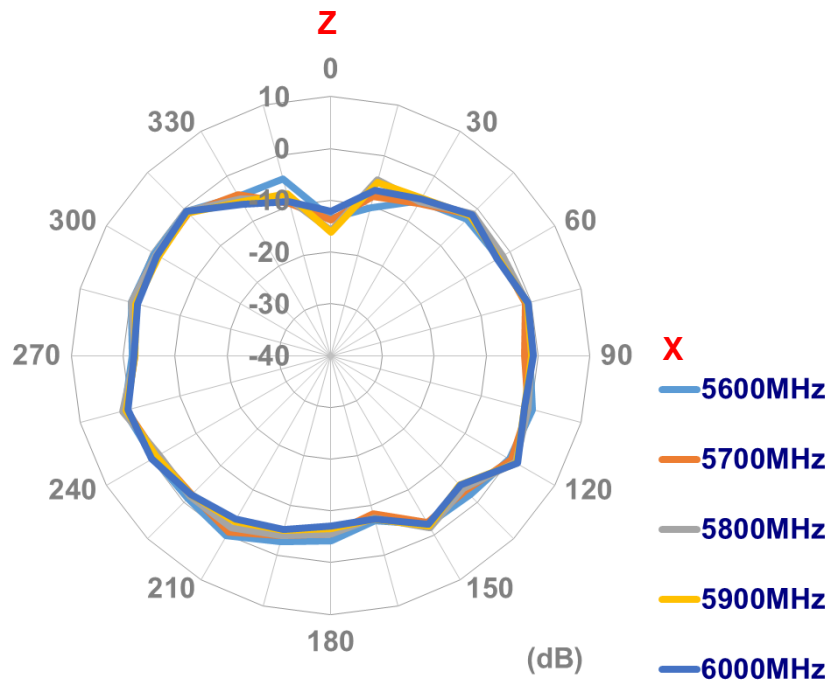


## TCP.02 RX Antenna

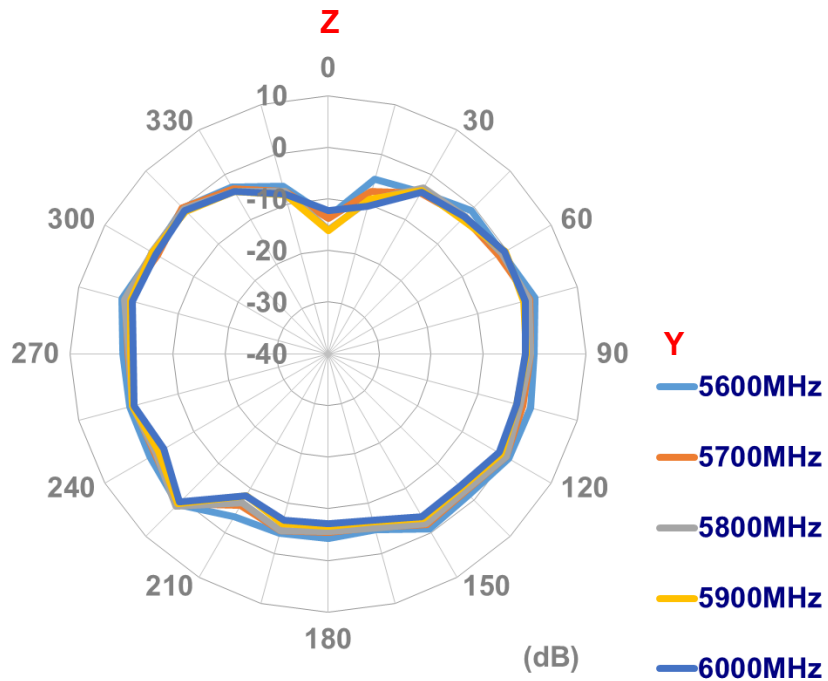
### XY-Plane



## XZ-Plane

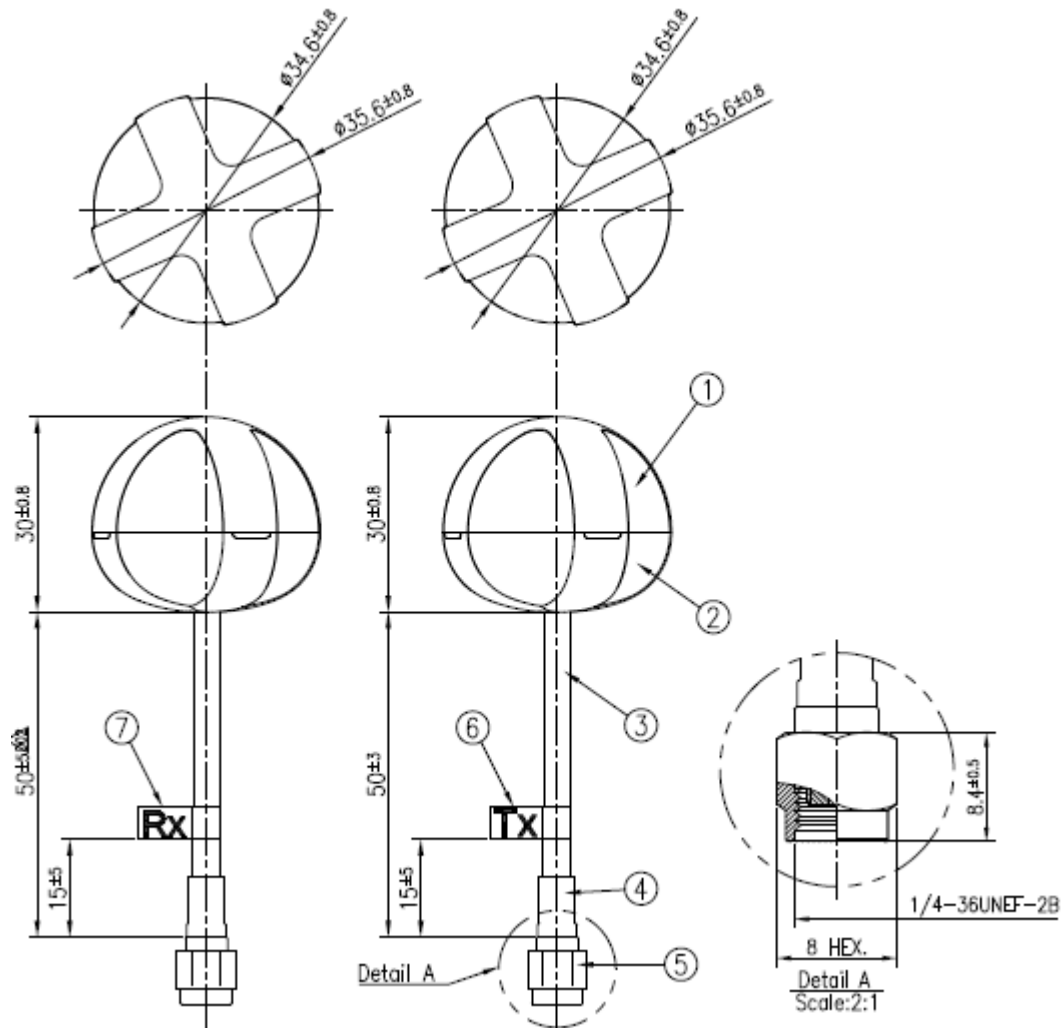


## YZ-Plane



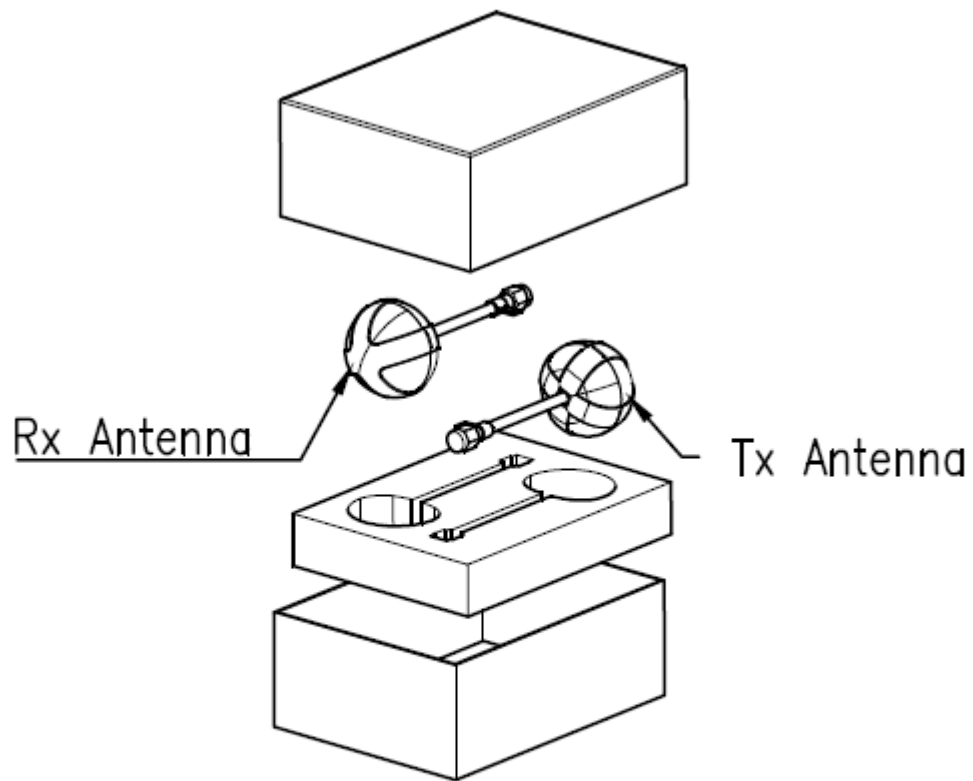
## 5. Mechanical Drawing

TCP.02 TX & RX Antennas are the same dimension.



	Name	P/N	Material	Finish	QTY
1	Housing Top	000114L000007A	PC	Black	2
2	Housing Bottom	000114L010007A	PC	Black	2
3	SS402 Coaxial Cable	303614L000007A	PE	Black	2
4	Heat Shrink Tube	001314L000007A	PE	Black	2
5	RP-SMA(M)	200214L000007A	Brass	Gold	2
6	Tx Label	001014L000007A	PET	Silver	1
7	Rx Label	001014L010007A	PET	Silver	1

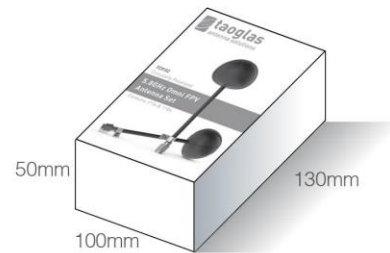
## 6. Packaging



Package:  
1 pc Tx Antenna and  
1 pc Rx Antenna in Box.

## TCP.02.TR.01

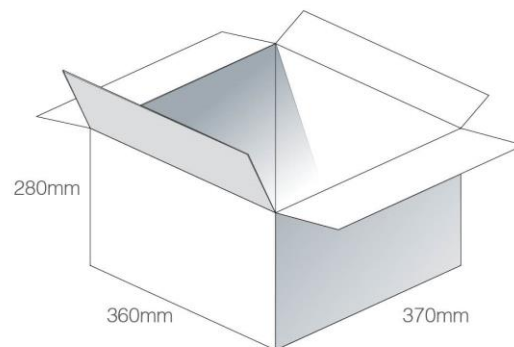
### Packaging Specifications



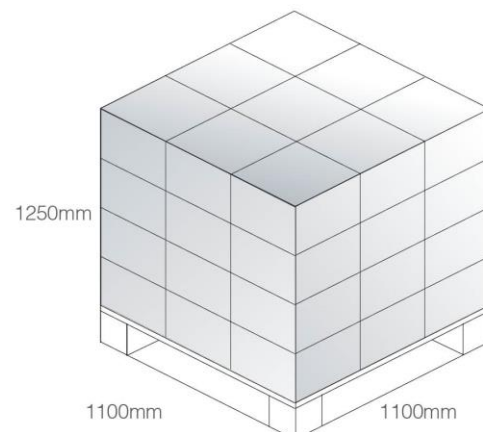
1 No. TCP.02.TR.01 per small box  
Box Dimensions - 130\*50\*100mm  
Weight - 160g



1 box per PE bag  
Carton Dimensions - 170\*260mm  
Weight - 170g



1 Outer Carton  
Carton Dimensions - 360\*370\*280mm  
42 pcs TCP.02.TR.01 per carton



Pallet Dimensions 1100\*1100\*1250mm  
36 Cartons per Pallet  
9 Cartons per layer  
4 Layers

# Mouser Electronics

Authorized Distributor

Click to View Pricing, Inventory, Delivery & Lifecycle Information:

Taoglas:

TCP.02.TR.01