



TAOGLAS®



Datasheet

4 x 6 Inch Two Way Coaxial Speaker - 8 Ohm

Part No:
SPKA.46.8.A

Description:

4 x 6 Inch Two Way Coaxial Speaker - 8 Ohm 25W RMS
Rugged design for installation in a wide range of vehicles

Features:

8 Ohm Impedance
Rated Input Power 25W RMS
Max Input Power 50W Peak
Sensitivity 88 dB 1W @ 1m
Dimensions 158 x 107 x 56 mm
Connector Delphi 12052832
RoHS & Reach Compliant

1.	Introduction	3
2.	Specifications	4
3.	Frequency Response and Impedance Plots	5
4.	Mechanical Drawing	6
5.	Packaging	7
	Changelog	8

Taoglas makes no warranties based on the accuracy or completeness of the contents of this document and reserves the right to make changes to specifications and product descriptions at any time without notice. Taoglas reserves all rights to this document and the information contained herein. Reproduction, use or disclosure to third parties without express permission is strictly prohibited.

Copyright © Taoglas Ltd.



1. Introduction



Featuring a rugged design, in an industry standard form factor enabling ease of installation in a wide range of vehicles, with high levels of long term reliability and best in class performance Taoglas products are known for.

Our 4 x 6 Inch Two Way Coaxial Speaker offers full range frequency response and high sensitivity, with 8 Ohm impedance and power handling of 25W RMS and 50W Peak. Proven performance in demanding environments including heavy duty trucks and industrial and agricultural equipment. Taoglas added speakers to our product portfolio to provide both high quality connectivity and high quality audio solutions from one trusted company.

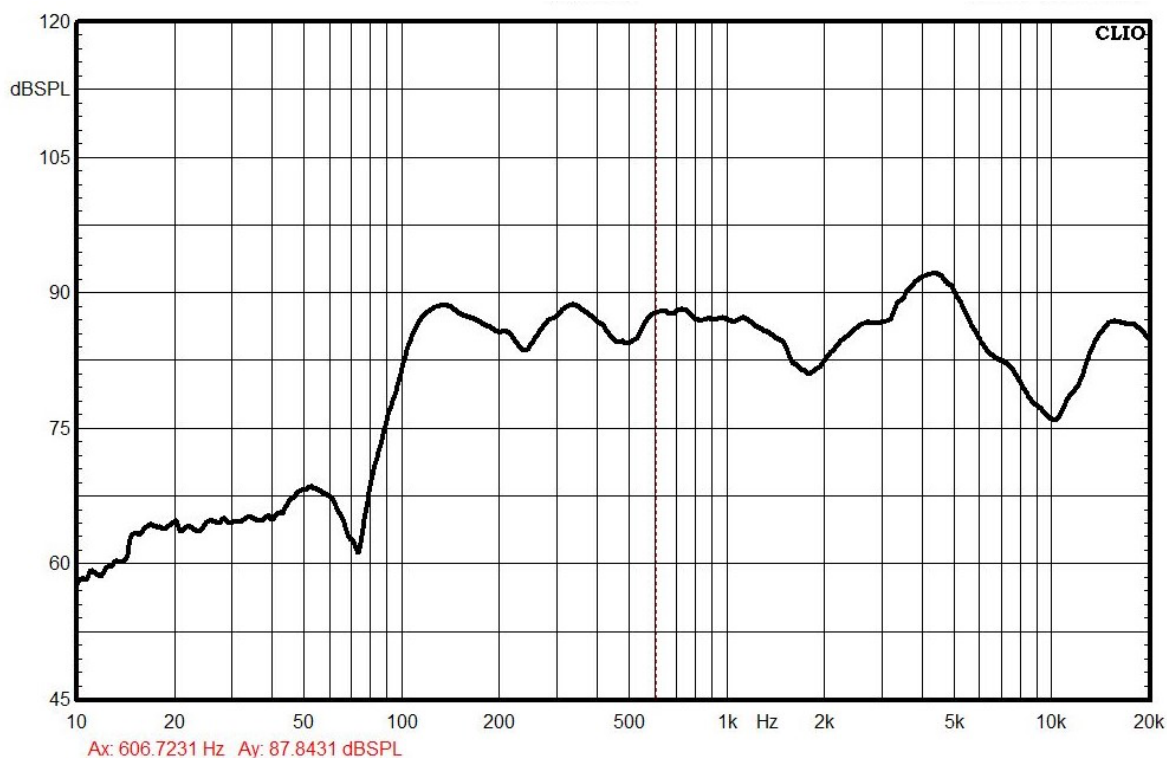
Please contact your regional Taoglas customer service team for more information and installation guidelines.

2. Specifications

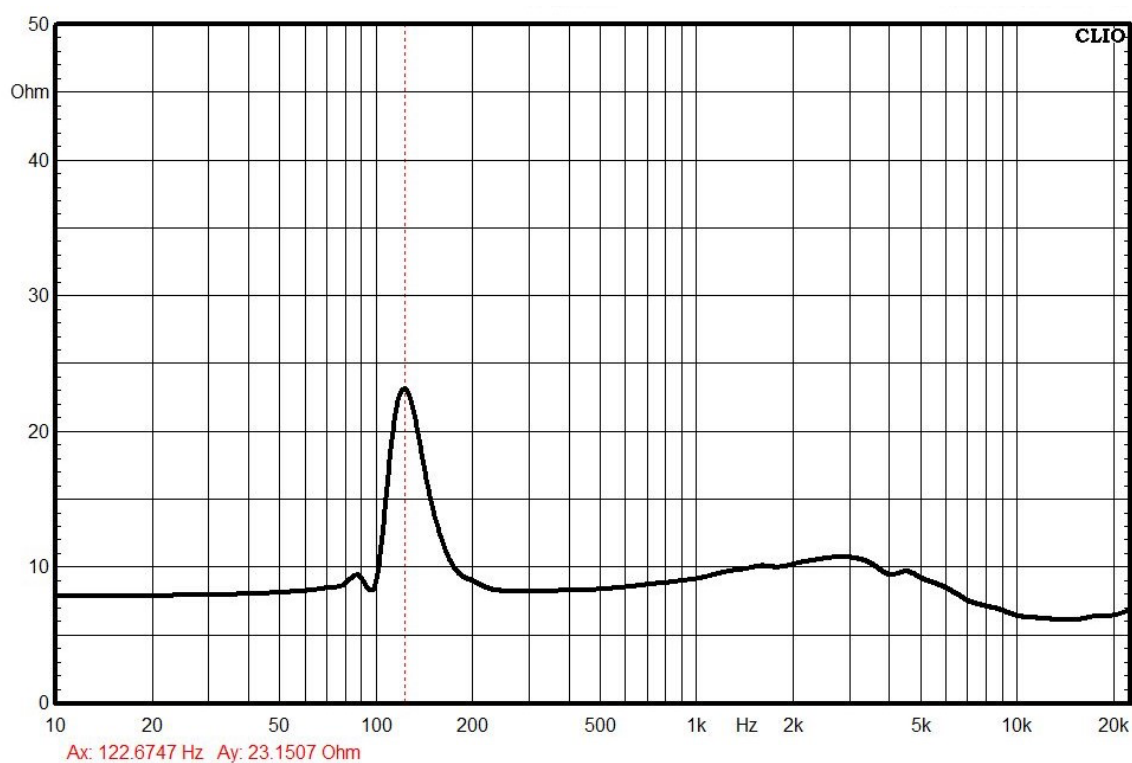
Electrical / Acoustic	
Rated Impedance	8 Ohms +/- 10% Ohms
Frequency Response	100 Hz – 20,000 Hz +/- 6 dB
Sensitivity	88 dB 1W @ 1m
Maximum SPL	102 dB Continuous / 105 dB Peak @ 1m
Rated Input Power	25 Watts RMS (AES Continuous)
Maximum Input Power	50 Watts Peak (IEC Short Term)
Recommended Amplifier Power	25 Watts FTC
Optimal Enclosure Volume (Sealed)	34 Liters
Optimal Enclosure Volume (Ported)	9 Liters
Resonant Frequency	126 Hz +/- 10% Hz at Rated Input Power
Distortion	3.5% @ 1 kHz at Rated Input Power
Mechanical	
Dimensions	158 x 107 x 56 mm
Weight	0.52 Kg
Connector	Delphi 12052832
Environmental	
Temperature Range	-40°C to 85°C
Humidity Maximum	Non-condensing 65°C 95% Relative Humidity

3. Frequency Reponse and Impedance Plots

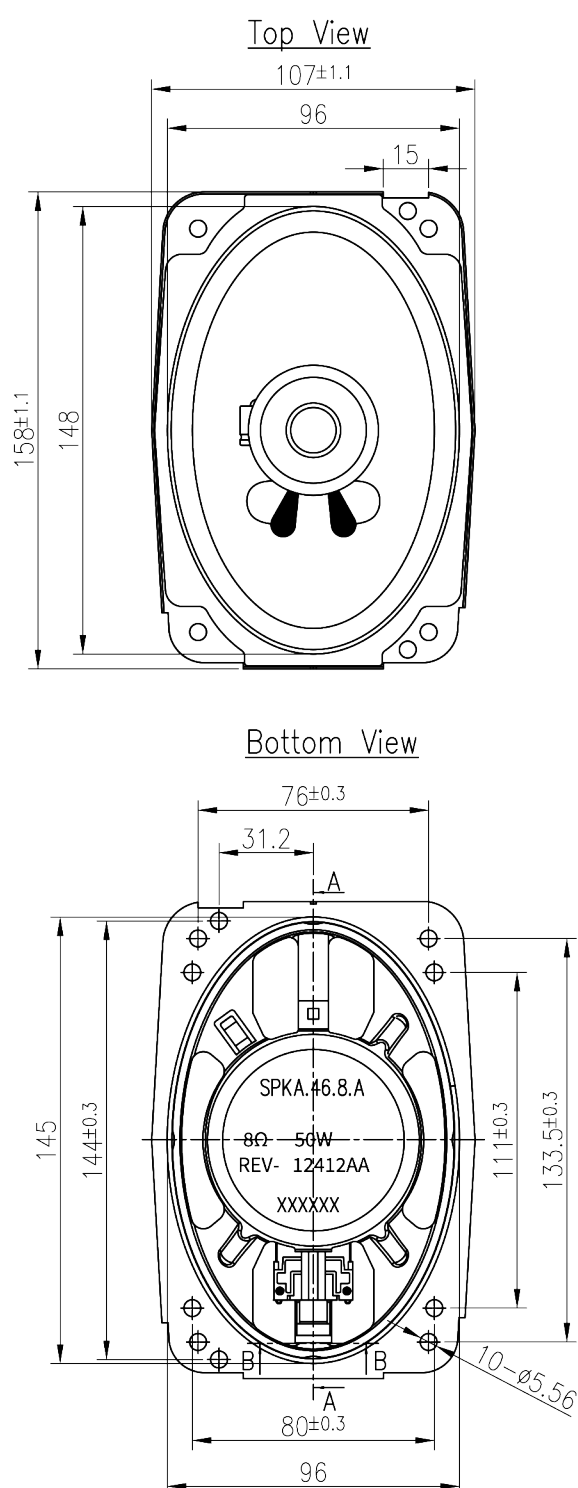
3.1 Frequency Response



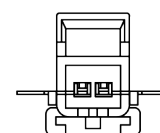
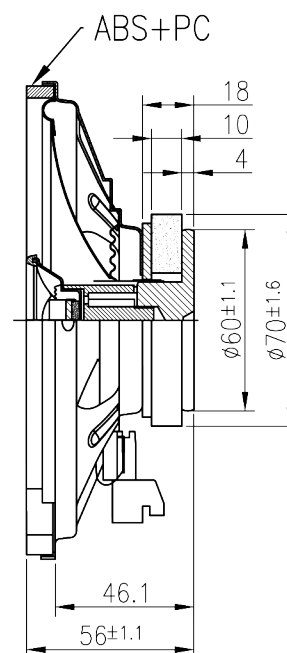
3.2 Impedance



4. Mechanical Drawing (Units: mm)



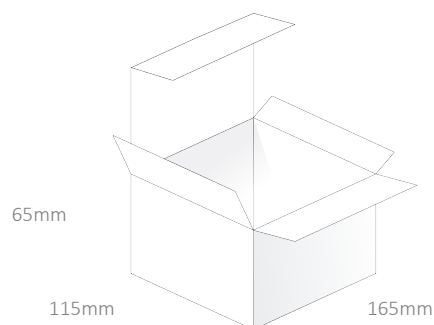
Sectional A-A
Side View



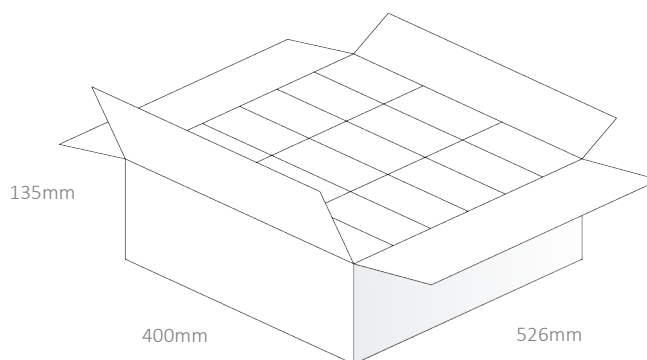
Sectional B-B
Scale: 1:2

5. Packaging

1pcs SPKA.46.8.A per Box
Dimensions – 165x115x65mm
Weight – 0.6Kg



18pcs SPKA.46.8.A per carton
Dimensions – 526x400x135mm
Weight – 12.5Kg



Changelog for the datasheet

SPE-19-8-043 – SPKA.46.8.A

Revision: D (Current Version)

Date:	2022-12-16
Changes:	Updated Specifications, Frequency Response Plot, and Impedance Plot, based on third party testing
Changes Made by:	Mark Brown

Previous Revisions

Revision: C (Third Release)

Date:	2022-7-19
Changes:	Updated Specifications and overall formatting
Changes Made by:	Mark Brown

Revision: B (Second Release)

Date:	2019-09-12
Changes:	Updated Mechanical Drawing
Changes Made by:	Gary West

Revision: A (First Release)

Date:	2019-05-02
Changes:	
Changes Made by:	Jack Conroy



www.taoglas.com



Mouser Electronics

Authorized Distributor

Click to View Pricing, Inventory, Delivery & Lifecycle Information:

[Taoglas:](#)

[SPKA.46.8.A](#)