

## Specification

Part No. : **MB.250.B**

Product Name : Magneto MB.250.B 3 Way Base Mount for LTE or  
Wi-Fi MIMO 2\*2 antennas

Features : 3 Way Base Mount for LTE or Wi-Fi MIMO 2\*2 antennas

- Magnetic Mount with Very Strong Magnets
- Wall Mount
- Desktop Mount

IP67 SMA(F) Jacks for antennas

SMA(M) Straight Plug on cable

Standard CFD-200 3 meter cable length

Dimensions: 146\*96\*21mm

RoHS & Reach Compliant



## 1. Introduction

The Magneto MB.250.B is a revolutionary base mount for Taoglas antennas. With a magnetic option available and IP67 rating, the MB.250 fits most applications. The standard base comes with 3m high quality, low loss, CFD200 cable to allow for flexibility of placement. The base has undergone extensive pull force testing.

The base SMA connectors where the antenna elements connect are SMA(F), meaning the mating antenna needs to be SMA(M) straight connector type. The base cable has an SMA(M) connector. Cable length and cable connector types are customizable, subject to MOQ. The connector can be customizable on the base itself subject to NRE and MOQ.

### **Application Options**

Magnetic Mount:

With five embedded super-magnets, the base mounts permanently to metal surfaces.

Wall Mount:

Mounting holes in the base make it easy to mount on a wall.

Desktop:

EVA foam under the base ensures a strong grip for desktop use.

In practice any antenna model with a standard SMA(M) connector can be used with this base. Taoglas has the TG.35, TG.30, TG.09, or TG.08 for 4G/3G/2G applications. For Dual-band Wi-Fi we recommend the TG.35 or the GW.71.

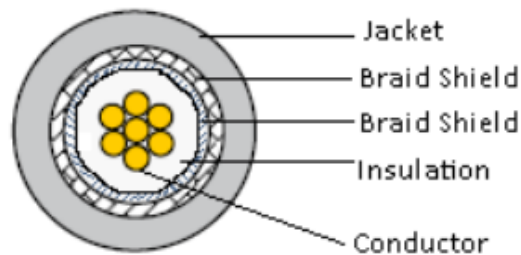
For further information, contact your regional Taoglas customer support team.

## 2. Test Setup




## 3. CFD-200 Cable Specification

### 3.1 Drawing – Cross Section



### 3.2 Structure and Dimensions



#### Conductor

- Material – Bare Copper Wire
- Composition (1/1.12 mm)
- Diameter – 1.12mm

#### Insulation

- Material – Gas Injected Foam Polyethylene
- Avg. Thickness- 0.91mm
- Diameter –  $2.95 \pm 0.1$ mm

#### Braid Shield

- Material – Aluminium Foil
- Construction – 0.038mm

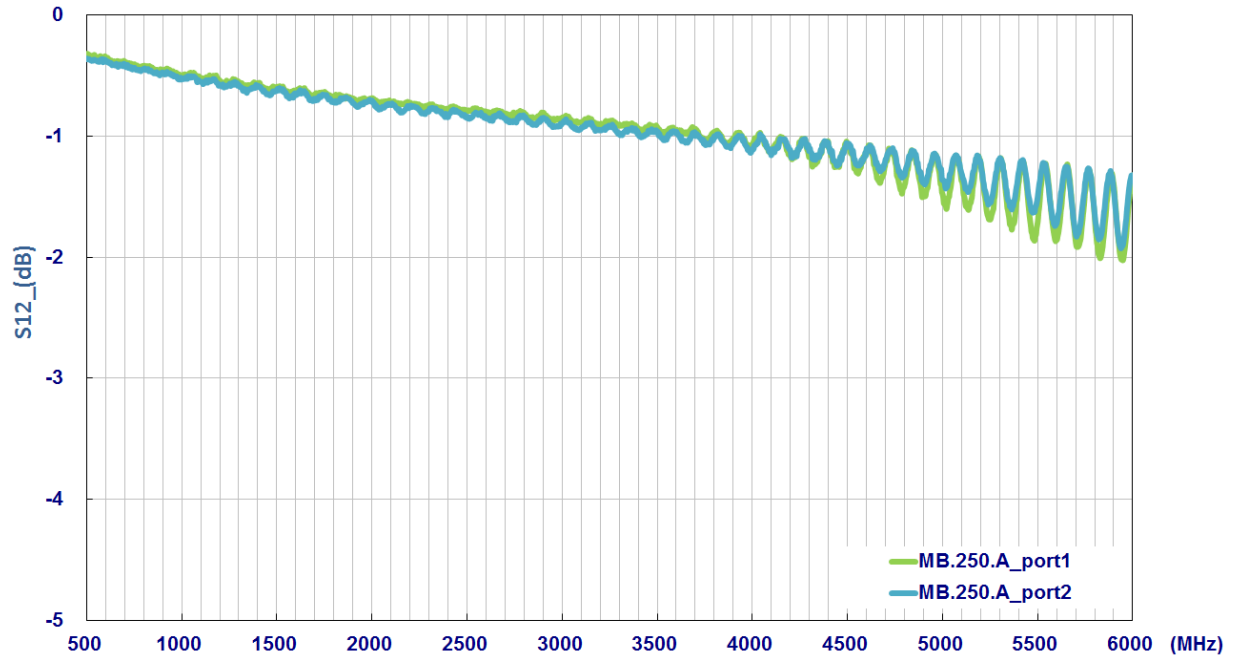
#### Braid Shield

- Material – Tinned-Copper Wire
- Structure – 16/6/0.12mm
- Coverage – 87%
- Diameter –  $0.12 \pm 0.008$ mm

#### Jacket

- Material – RoHS PVC
- Diameter –  $4.95 \pm 0.10$ mm
- Colour – Black

### 3.3 Cable Insertion Loss



## 4. Electrical & Physical Specification

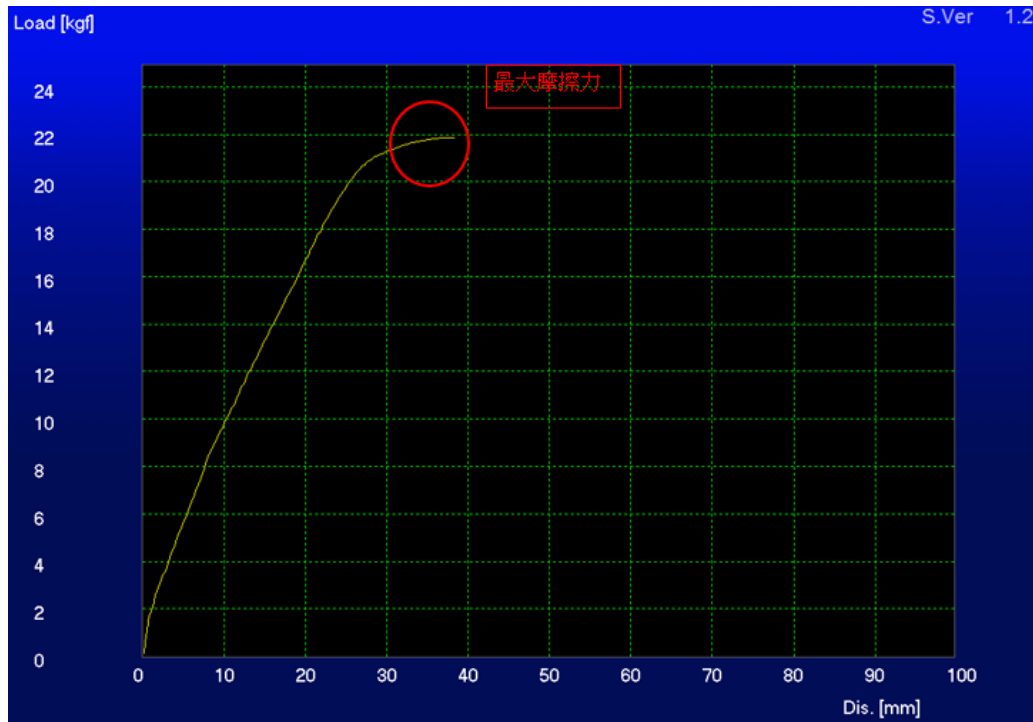
MB.250 Port1							
Attenuation	500MHz	1000MHz	2000MHz	3000MHz	4000MHz	5000MHz	6000MHz
S12	-0.30	-0.56	-0.64	-0.80	-1.19	-1.58	-1.30
Nom. Impedance	50 Ohm						
MB.250 Port2							
Frequency (MHz)	500MHz	1000MHz	2000MHz	3000MHz	4000MHz	5000MHz	6000MHz
S12	-0.36	-0.53	-0.70	-0.89	-1.11	-1.36	-1.32
Nom. Impedance	50 Ohm						
MECHANICAL							
Casing	ABS						
Coaxial Cable	CFD-200						
Cable Length	3m						
Connector	SMA(M)ST						
Connector Max. Torque	0.9 Nm						
Weight	204g						
Magnetic mount (unit)	>20kgf Horizontal Pulling, > 5kgf Vertical Pulling						
ENVIRONMENTAL							
Operation Temperature	-40°C to 85°C						
Storage Temperature	-40°C to 85°C						
Humidity	Non-condensing 65°C 95% RH						

## 5. Magnetic Pull Force (Kilogram-Force (kgf))

Antenna	1 <sup>st</sup> Test Result	2 <sup>nd</sup> Test Result	3 <sup>rd</sup> Test Result	Average
MB.250 Horizontal	20.90kgf	20.76kgf	20.8kgf	20.82kgf
MB.250 Vertical	5.8kgf	5.7kgf	5.6kgf	5.7kgf

### 5.1 MB.250 – Horizontal Pull Force Test Setup







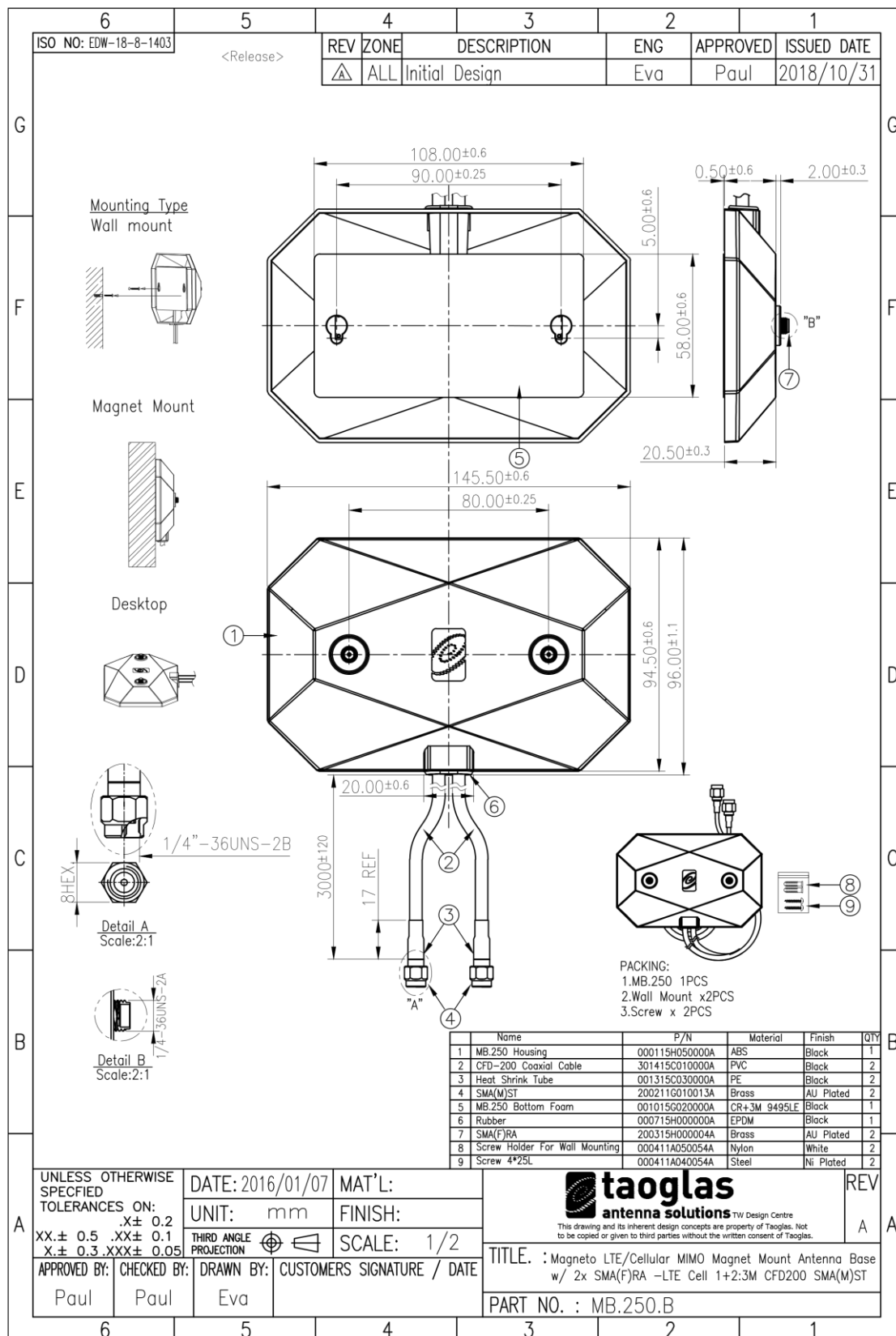
## 5.2 MB.250 –Vertical Pull Force Test Setup





# TAOGLAS®

## 6. Mechanical Drawing (Unit: mm)

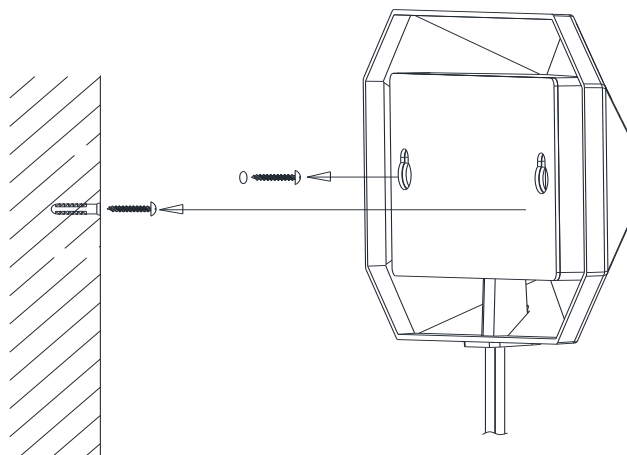


## 7. Mounting Type

### 7.1 Wall Mount Installation



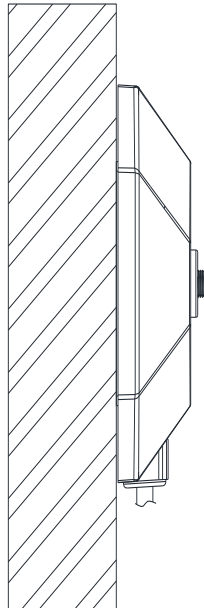
Reference Antenna: TG.30.8113



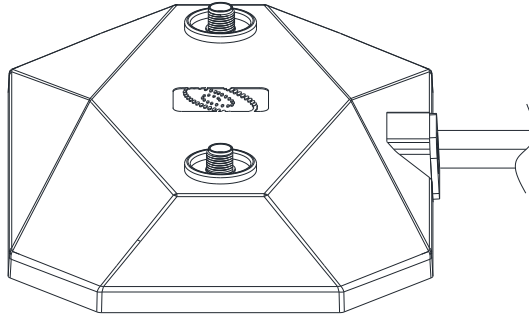
## 7.2 Magnet Mount Installation



Reference Antenna: TG.30.8113

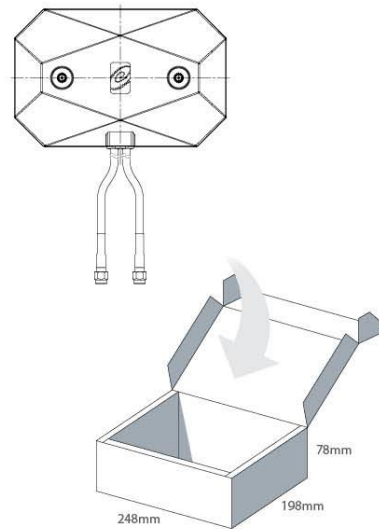


### 7.3 Desktop Mount Installation

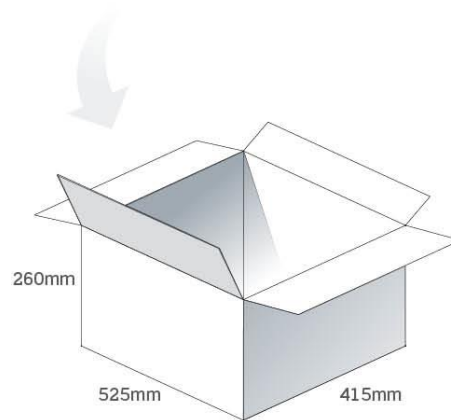


## 8. Packaging

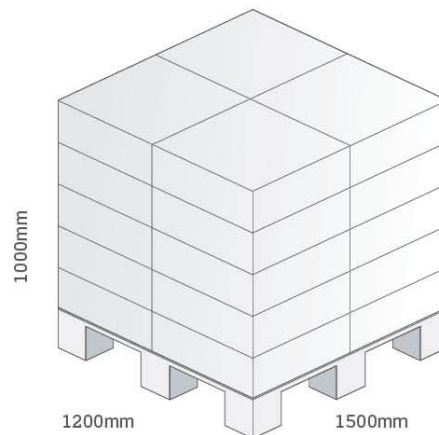
1 pcs MB.250.B per box  
Box Dimensions - 248 x 198 x 78 mm  
Weight - 560g



12 pcs MB.250.B per carton  
Carton - 525 x 415 x 260mm  
Weight - 6.8Kg



Pallet Dimensions 1200 x 1000 x 1500mm  
20 Cartons per Pallet  
4 Cartons per layer  
5 Layers





Taoglas makes no warranties based on the accuracy or completeness of the contents of this document and reserves the right to make changes to specifications and product descriptions at any time without notice.

Taoglas reserves the rights to this document and the information contained herein. Reproduction, use or disclosure to third parties without express permission is strictly prohibited.

© Taoglas

# Mouser Electronics

Authorized Distributor

Click to View Pricing, Inventory, Delivery & Lifecycle Information:

[Taoglas:](#)

[MB.250.B](#) [MB.250.A](#) [MB.250.C](#)