

SPECIFICATION

Part No. : **MB.250.B**

Product Name : Magneto MB.250.B 3 Way Base Mount for LTE or Wi-Fi MIMO 2*2 antennas

Features : 3 Way Base Mount for LTE or Wi-Fi MIMO 2*2 antennas

- Magnetic Mount with Very Strong Magnets
- Wall Mount
- Desktop Mount

IP67 SMA(F) Jacks for antennas
SMA(M) Straight Plug on cable
Standard CFD200 2 meter cable length
Dimensions: 146*96*21mm
RoHS Compliant



1. Introduction

The Magneto MB.250.B is a revolutionary base mount for Taoglas antennas. With a magnetic option available and IP67 rating, the MB.250 fits most applications. The standard base comes with 2m high quality, low loss, CFD200 cable to allow for flexibility of placement. The base has undergone extensive pull force testing.

The base SMA connectors where the antenna elements connect are SMA(F), meaning the mating antenna needs to be SMA(M) straight connector type. The base cable has an SMA(M) connector. Cable length and cable connector types are customizable, subject to MOQ. The connector can be customizable on the base itself subject to NRE and MOQ.

Application Options

Magnetic Mount:

With five embedded super-magnets, the base mounts permanently to metal surfaces.

Wall Mount:

Mounting holes in the base make it easy to mount on a wall.

Desktop:

EVA foam under the base ensures a strong grip for desktop use.

In practice any antenna model with a standard SMA(M) connector can be used with this base. Taoglas has the TG.35, TG.30, TG.09, or TG.08 for 4G/3G/2G applications. For Dual-band Wi-Fi we recommend the TG.35 or the GW.71.

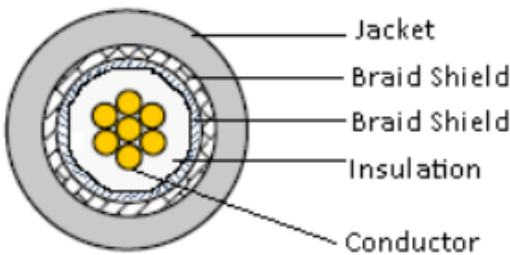
Contact your regional Taoglas sales office for support.

2. Test Setup




3. CFD200 Cable Specification

3.1 Drawing – Cross Section



3.2 Structure and Dimensions



Conductor

- Material – Bare Copper Wire
- Composition(1/1.12 mm)
- Diameter – 1.12mm

Insulation

- Material – Gas Injected Foam Polyethylene
- Avg. Thickness- 0.91mm
- Diameter – 2.95 ± 0.1mm

Braid Shield

- Material–Aluminium Foil
- Construction – 0.038mm

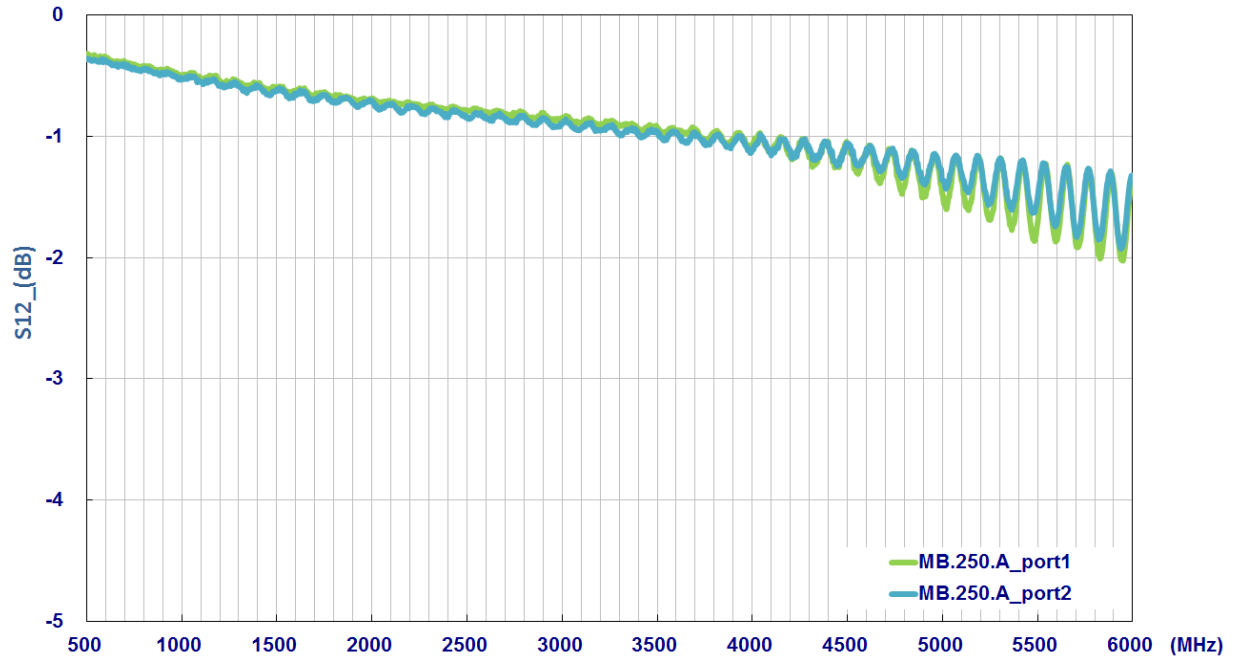
Braid Shield

- Material–Tinned-Copper Wire
- Structure – 16/6/0.12mm
- Coverage – 87%
- Diameter – 0.12 ± 0.008mm

Jacket

- Material – RoHS PVC
- Diameter – 4.95 ± 0.10mm
- Colour – Black

3.3 Cable Insertion Loss



4. Electrical & Physical Specification

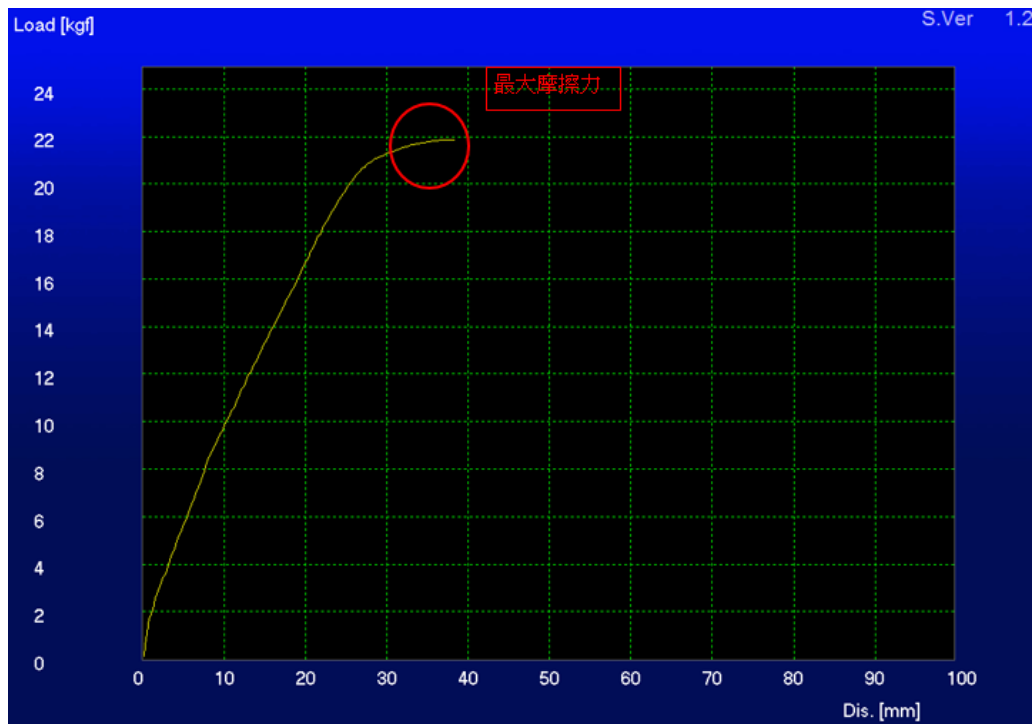
MB.250 Port1							
Attenuation	500MHz	1000MHz	2000MHz	3000MHz	4000MHz	5000MHz	6000MHz
S12	-0.30	-0.56	-0.64	-0.80	-1.19	-1.58	-1.30
Nom. Impedance	50 Ohm						
MB.250 Port2							
Frequency (MHz)	500MHz	1000MHz	2000MHz	3000MHz	4000MHz	5000MHz	6000MHz
S12	-0.36	-0.53	-0.70	-0.89	-1.11	-1.36	-1.32
Nom. Impedance	50 Ohm						
MECHANICAL							
Casing	ABS						
Coaxial Cable	CFD200						
Cable Length	2 meter						
Connector	SMA(M)ST						
Connector Max. Torque	0.9 Nm						
Weight	204g						
Magnetic mount (unit)	>20 kgf Horizontal Pulling, > 5kgf Vertical Pulling						
ENVIRONMENTAL							
Operation Temperature	-40°C to 85°C						
Storage Temperature	-40°C to 85°C						
Humidity	Non-condensing 65°C 95% RH						

5. Magnetic Pull Force (Kilogram-Force (kgf))

Antenna	1 st Test Result	2 nd Test Result	3 rd Test Result	Average
MB.250 Horizontal	20.90kgf	20.76kgf	20.8kgf	20.82kgf
MB.250 Vertical	5.8kgf	5.7kgf	5.6kgf	5.7kgf

5.1 MB.250 – Horizontal Pull Force Test Setup

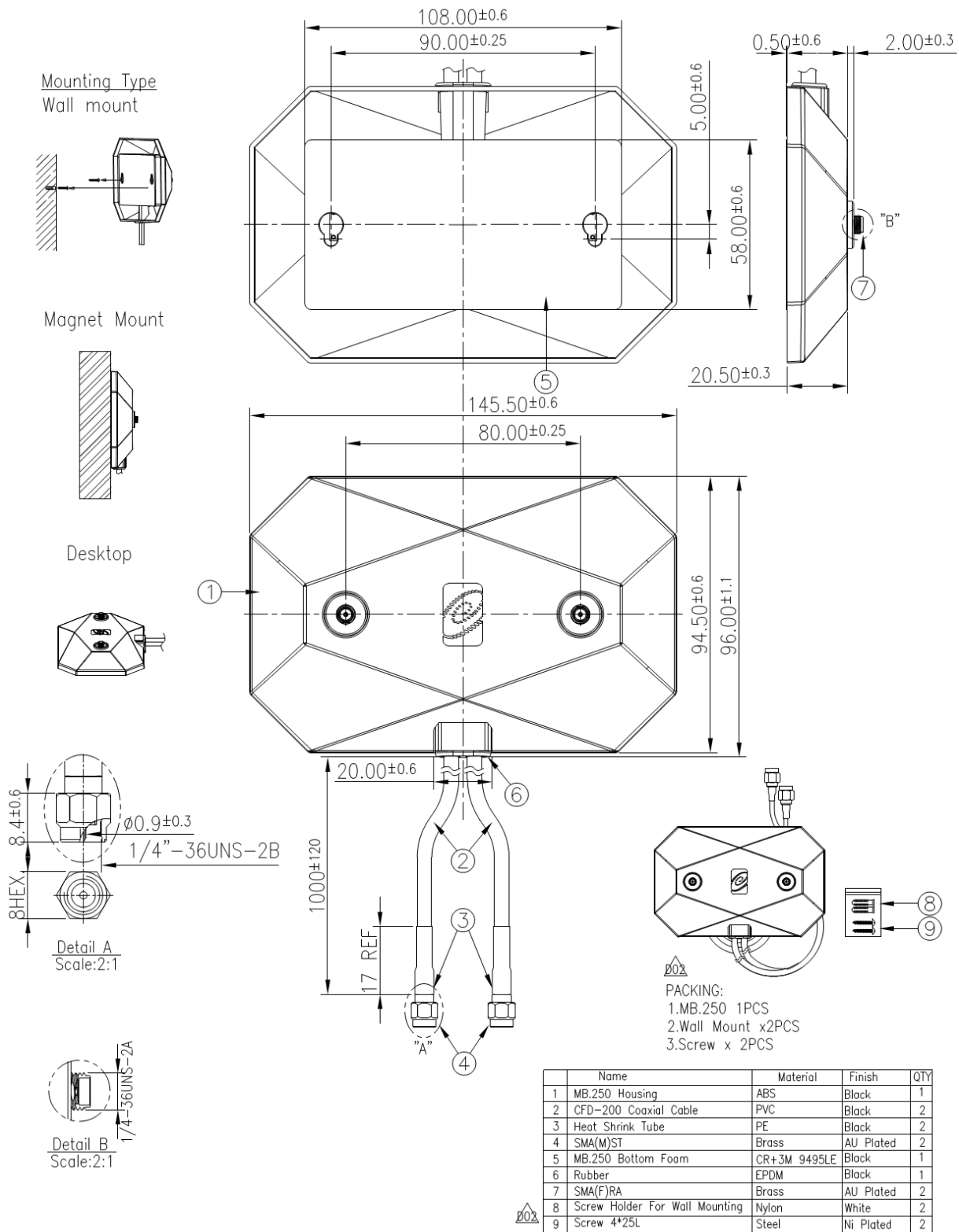




5.2 MB.250 –Vertical Pull Force Test Setup



6. Mechanical Drawing (Unit: mm)



7. Packaging

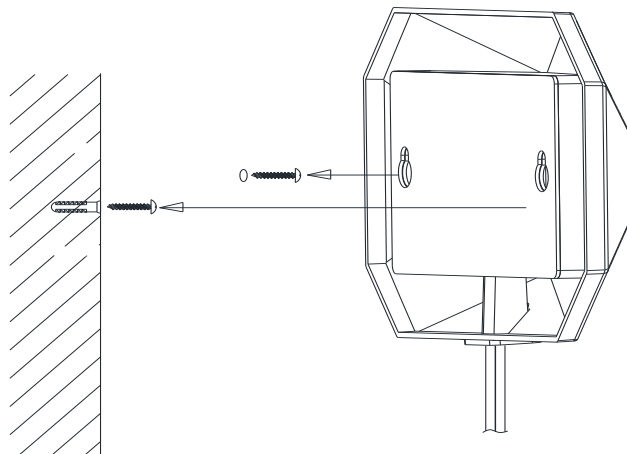
Packaging information has been requested, will update when complete.

8. Mounting Type

8.1 Wall Mount Installation



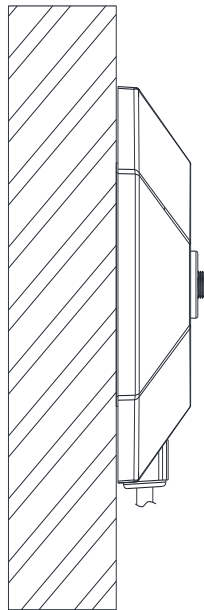
Reference Antenna: TG.30.8113



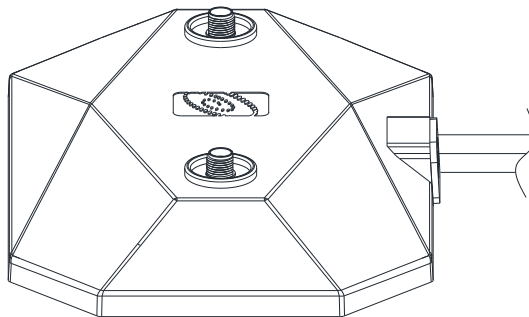
8.2 Magnet Mount Installation



Reference Antenna: TG.30.8113



8.3 Desktop Mount Installation



Taoglas makes no warranties based on the accuracy or completeness of the contents of this document and reserves the right to make changes to specifications and product descriptions at any time without notice.

Taoglas reserves the rights to this document and the information contained herein. Reproduction, use or disclosure to third parties without express permission is strictly prohibited.

Copyright © Taoglas Ltd.

Mouser Electronics

Authorized Distributor

Click to View Pricing, Inventory, Delivery & Lifecycle Information:

[Taoglas:](#)

[MB.250.B](#)