



TAOGLAS®



Datasheet

Freedom

Part No:
FXP830.07.0100C

Description:

FXP830 Freedom Wi-Fi 2.4/5.8/7.1GHz Dipole Antenna, Wi-Fi 6 included with 100mm of 1.37mm cable and I-PEX MHF® I (U.FL) connector

Features:

- Flexible Polymer Antenna
- Covers Newly established Wi-Fi 6
- Covers 2.4/5.8/7.1GHz Wi-Fi Bands
- Dipole Antenna
- Operates in Free Space (Ground Plane Independent)
- Cable: 100mm of Ø1.37mm
- Connector: IPEX MHFI (U.FL)
- CE Certified
- RoHS & Reach Compliant



1. Introduction	3
2. Specifications	4
3. Antenna Characteristics	5
4. Radiation Patterns	11
5. Mechanical Drawing	14
6. Packaging	15
<hr/>	
Changelog	16

Taoglas makes no warranties based on the accuracy or completeness of the contents of this document and reserves the right to make changes to specifications and product descriptions at any time without notice. Taoglas reserves all rights to this document and the information contained herein. Reproduction, use or disclosure to third parties without express permission is strictly prohibited.



1. Introduction



The FXP830 is a high efficiency, small, dipole antenna covering 2.4/5.8/7.1GHz bands including Bluetooth, Wi-Fi and the newly established Wi-Fi 6/Wi-Fi 6E, making this an ideal solution for future-proofing an IoT device. This Taoglas patent pending antenna is unique in the market because it is made from poly-flexible material, has a tiny form factor (42*7*.01mm) and has double-sided 3M tape for easy “peel and stick” mounting.

The FXP830 is the ideal all-round antenna solution for squeezing into narrow spaces and still maintaining high performance, for example at the top of LCD devices.

Many module manufacturers specify peak gain limits for any antennas that are to be connected to that module. Those peak gain limits are based on free-space conditions. In practice, the peak gain of an antenna tested in free-space can degrade by at least 1 or 2dBi when put inside a device. So ideally you should go for a slightly higher peak gain antenna than mentioned on the module specification to compensate for this effect, giving you better performance.

Upon testing of any of our antennas with your device and a selection of appropriate layout, integration technique, or cable, Taoglas can make sure any of our antennas’ peak gain will be below the peak gain limits. Taoglas can then issue a specification and/or report for the selected antenna in your device that will clearly show it complying with the peak gain limits, so you can be assured you are meeting regulatory requirements for that module.

For example, a module manufacturer may state that the antenna must have less than 2dBi peak gain, but you don’t need to select an embedded antenna that has a peak gain of less than 2dBi in free-space. This will give you a less optimized solution. It is better to go for a slightly higher free-space peak gain of 3dBi or more if available. Once that antenna gets integrated into your device, performance will degrade below this 2dBi peak gain due to the effects of GND plane, surrounding components, and device housing. If you want to be absolutely sure, contact Taoglas and we will test. Choosing a Taoglas antenna with a higher peak gain than what is specified by the module manufacturer and enlisting our help will ensure you are getting the best performance possible without exceeding the peak gain limits.

The cable and connector are fully customizable, for further information contact your regional Taoglas customer support team.

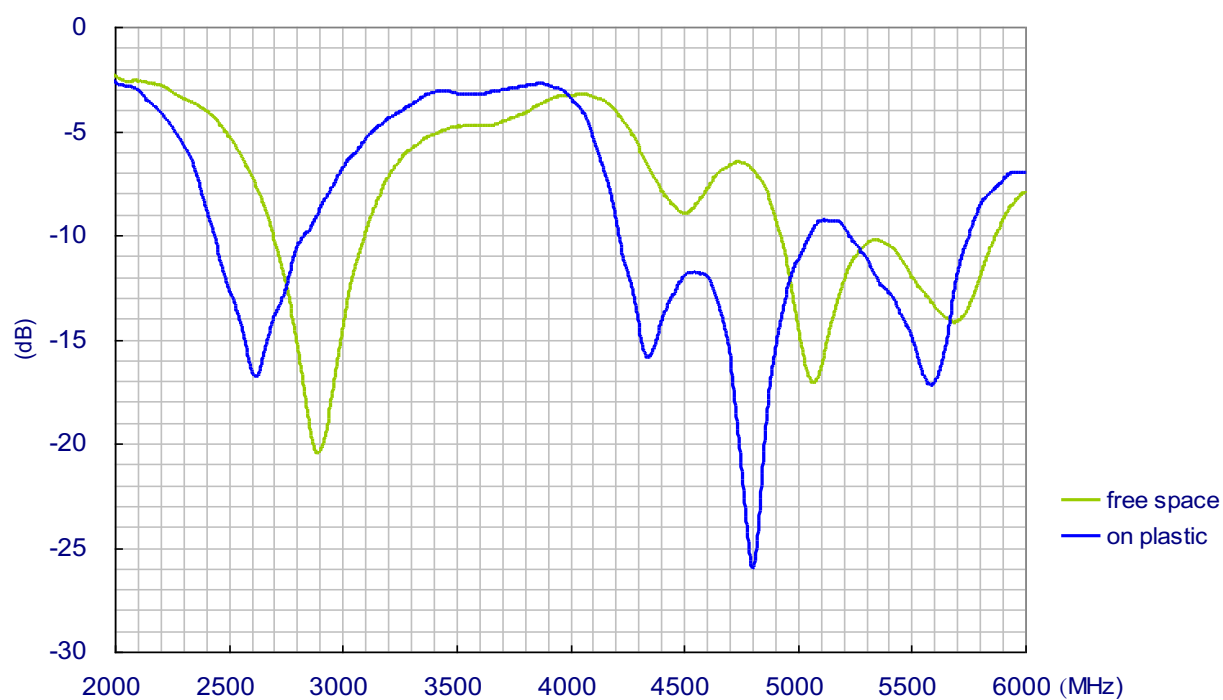
2. Specifications

Wi-Fi Electrical								
Band	Frequency (MHz)	Efficiency (%)	Average Gain (dB)	Peak Gain (dBi)	Impedance	Max Power Input	Polarization	Radiation Pattern
2.4GHz Wi-Fi	2400~2500	50	-3	2.5	50Ω	2W	Linear	Omnidirectional
5.8GHz Wi-Fi	5150~5850	86	-3	4.7				
7.1GHz Wi-Fi 6	5925~7125	65	-1.8	3.1				

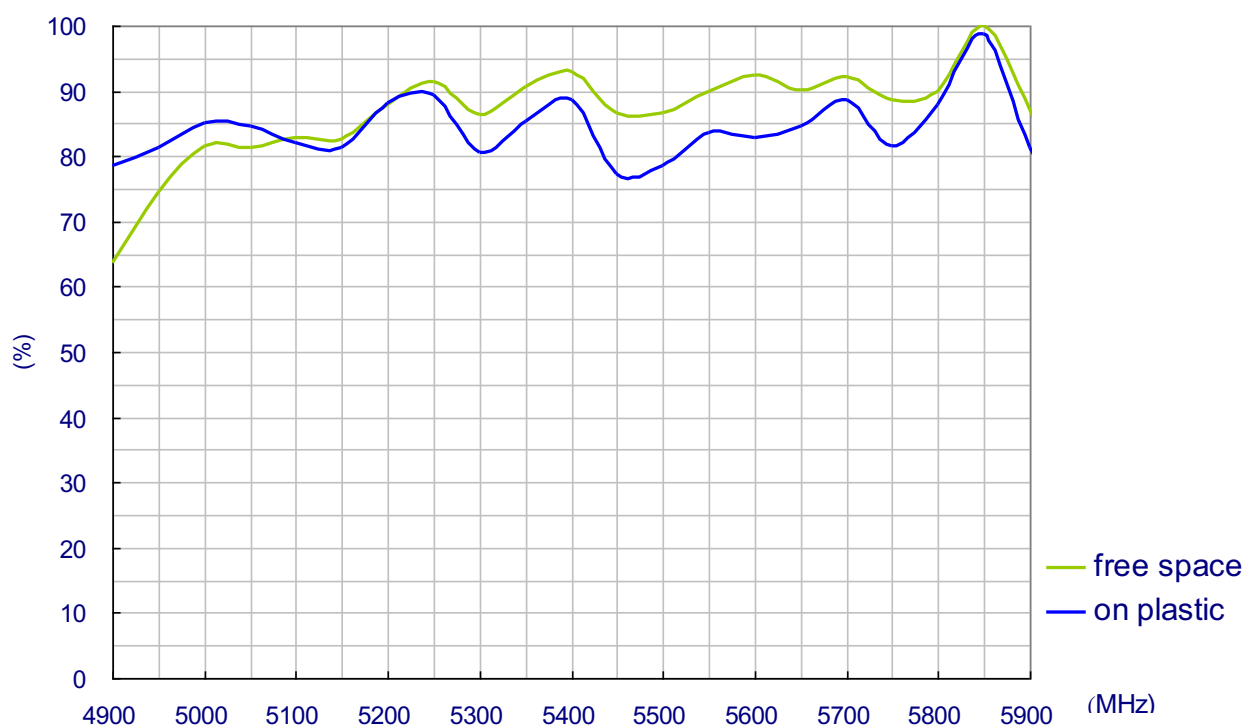
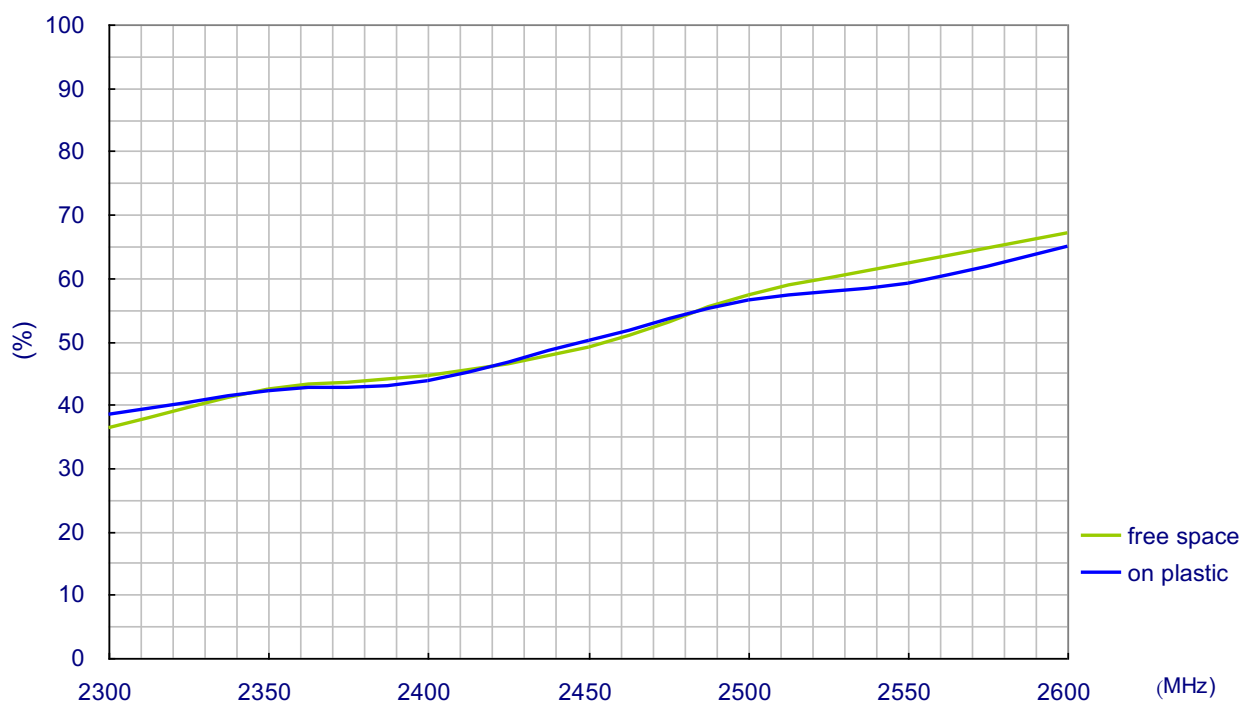
Mechanical	
Dimensions	42*7mm
Antenna Body Material	Polymer
Cable	Gray 100mm 1.37 co-axial
Connector	I-PEX MHF® I (U.FL Compatible)
Weight	7g
Temperature Range	-40°C to 85°C
Humidity	Non-condensing 65°C 95% RH

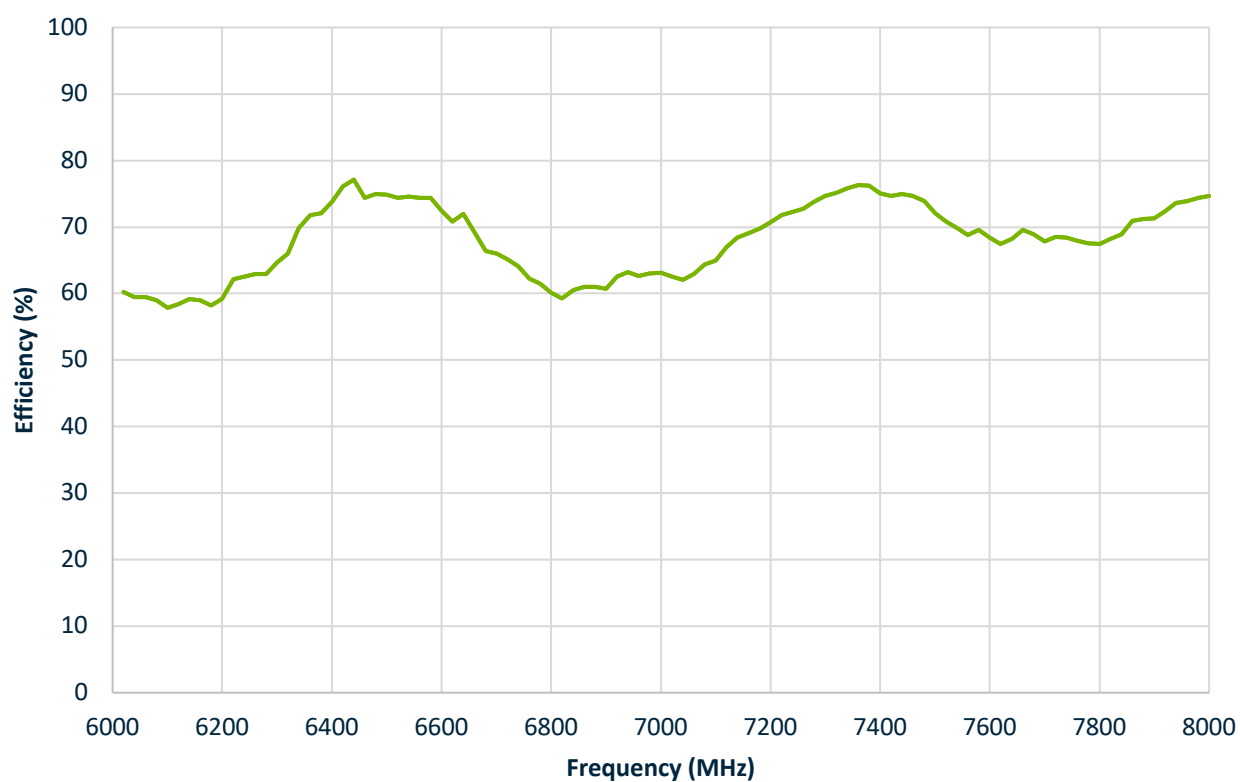
3. Antenna Characteristics

3.1 Return Loss

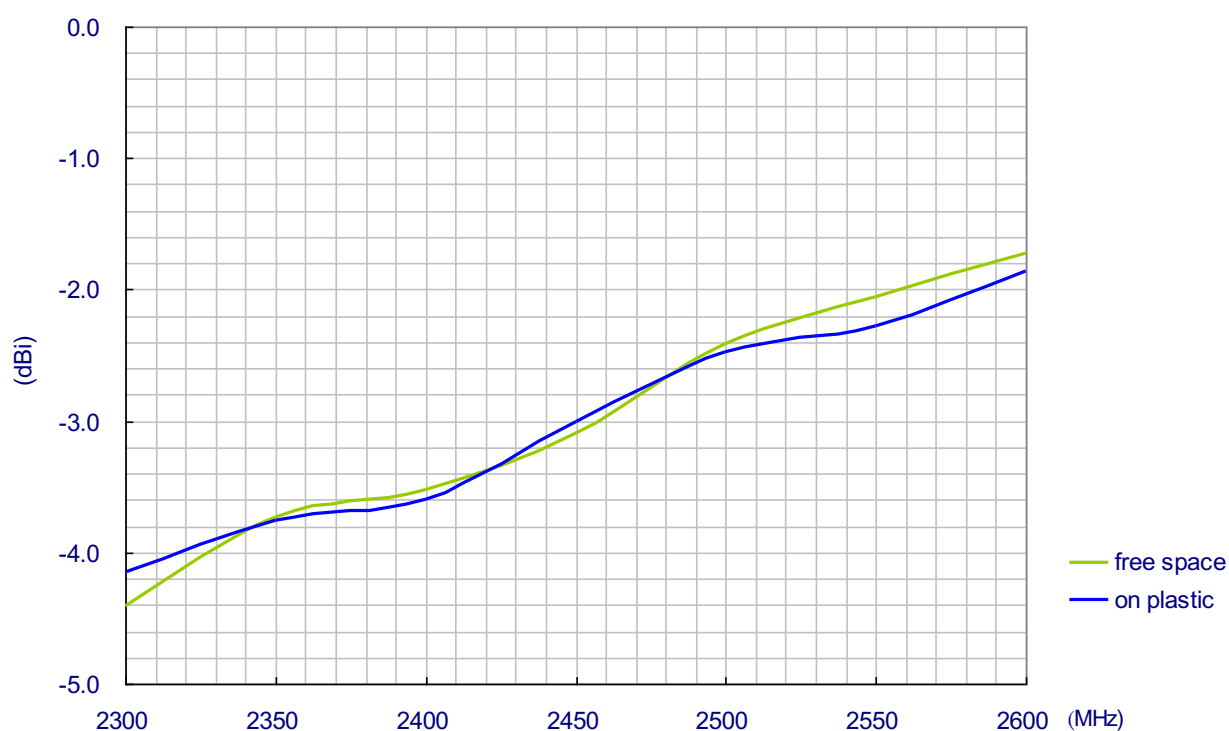


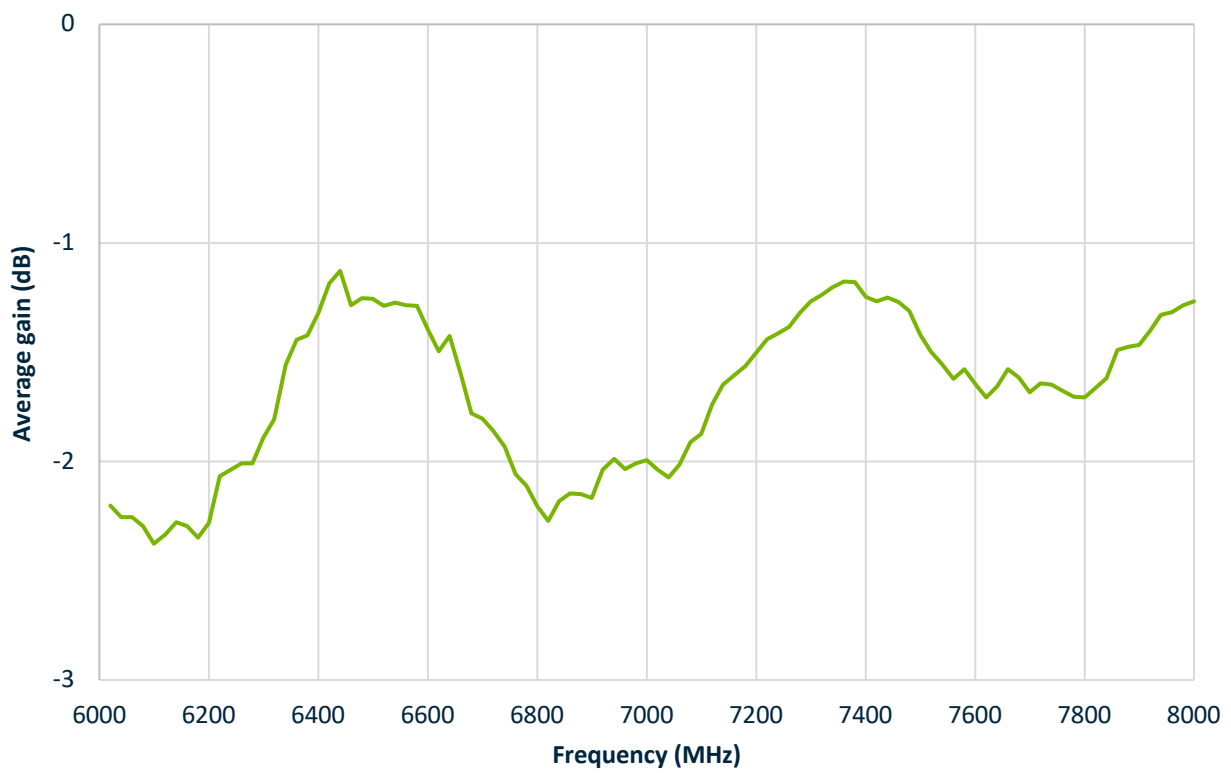
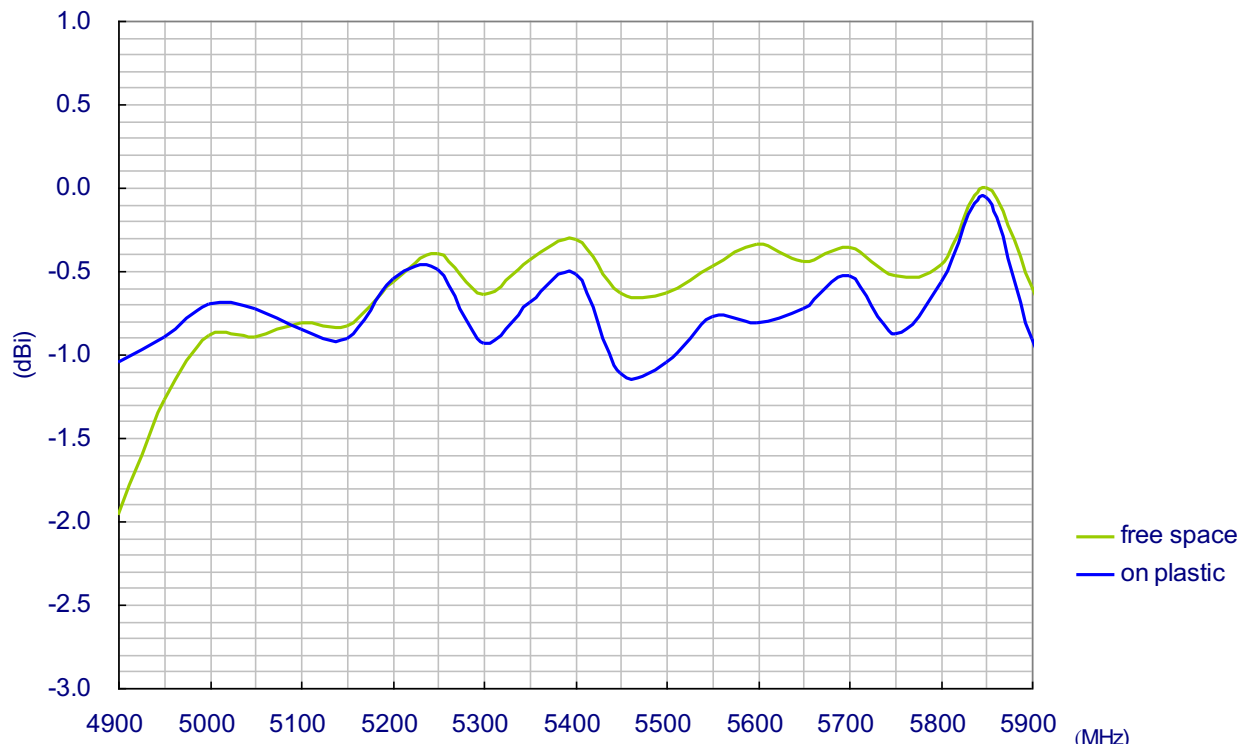
3.2 Efficiency



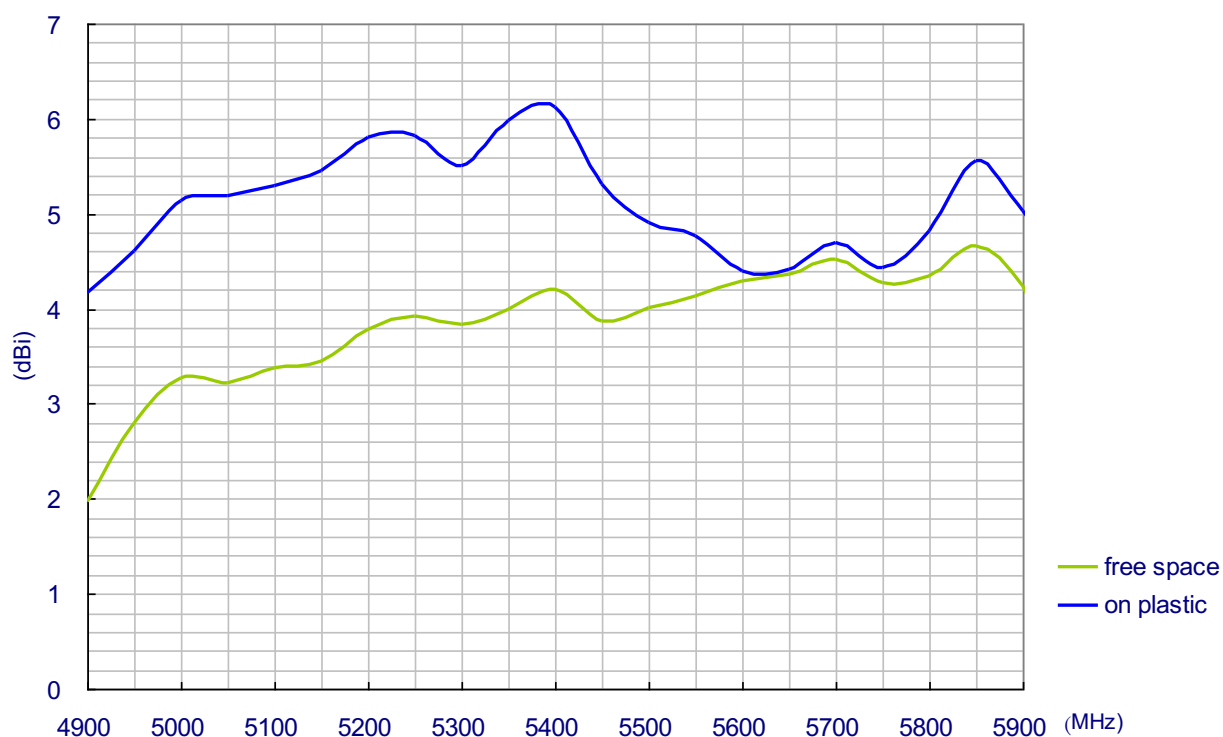
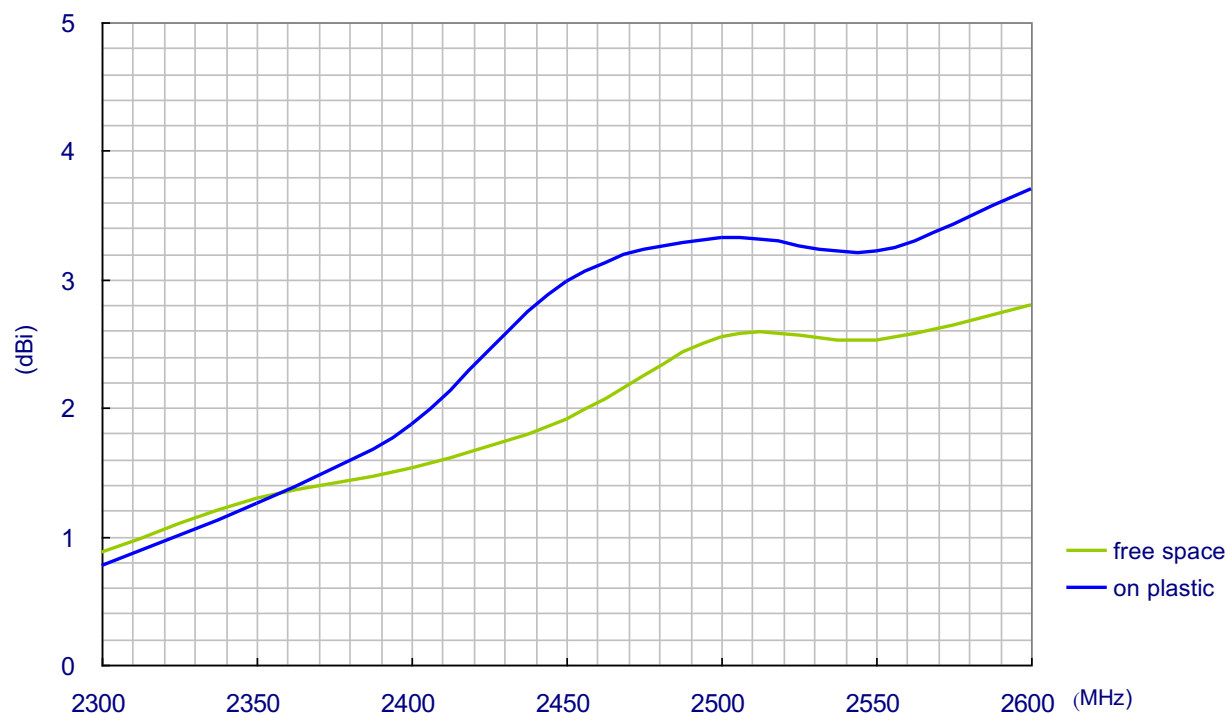


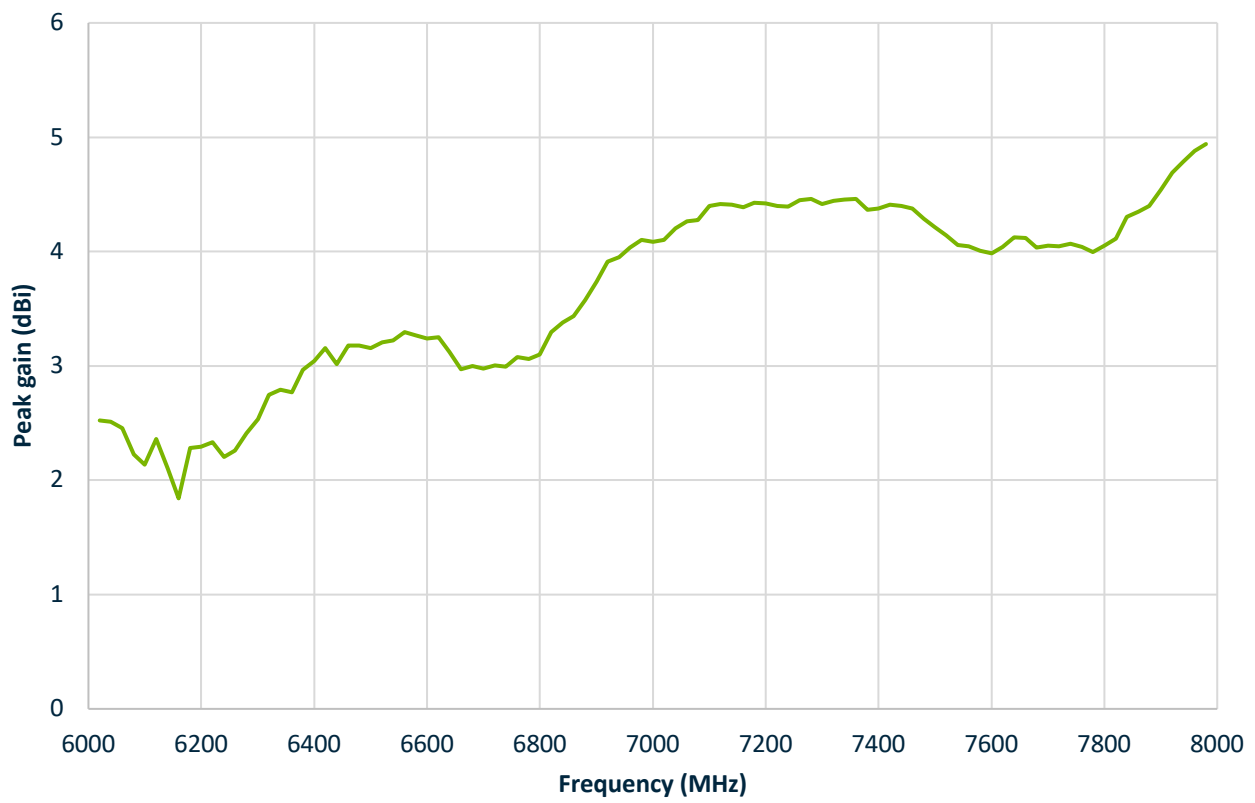
3.5 Average Gain






3.5 Peak Gain





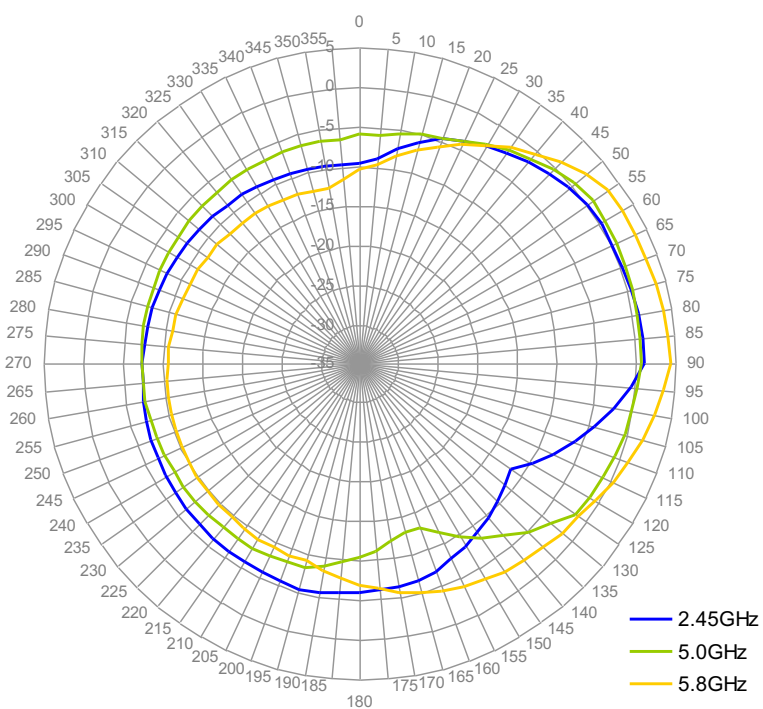
4. Radiation Patterns

4.1 Test Setup

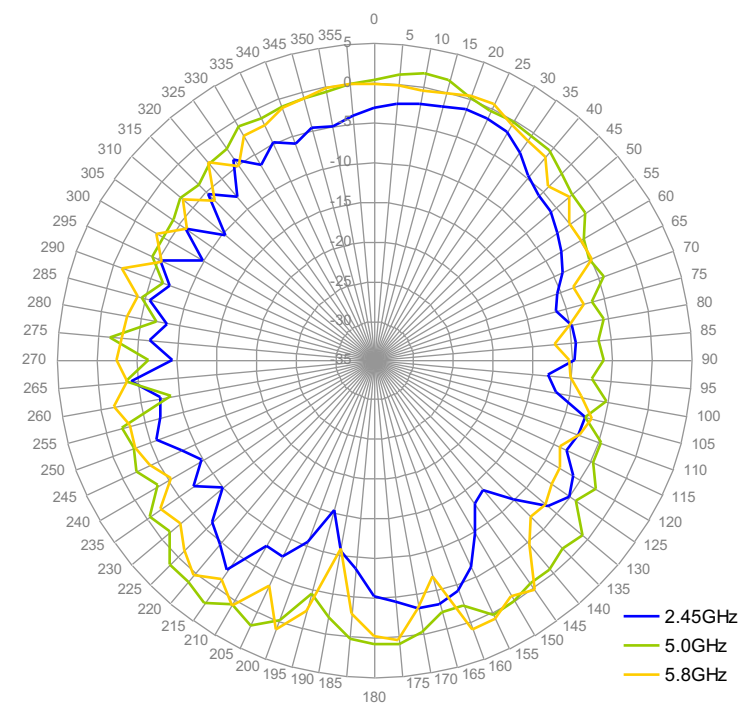


4.2 2D Radiations Patterns on Plastic

XY Plane

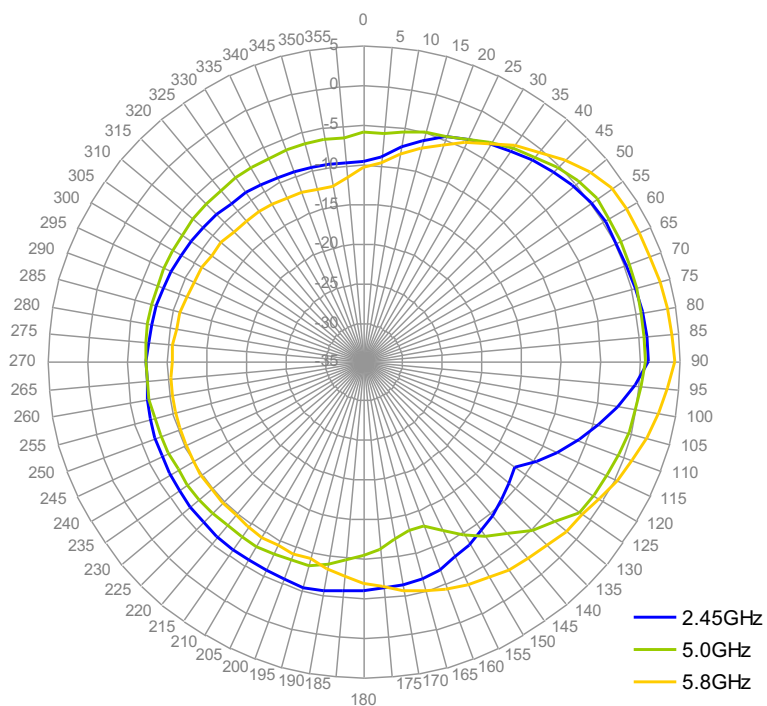


XZ Plane

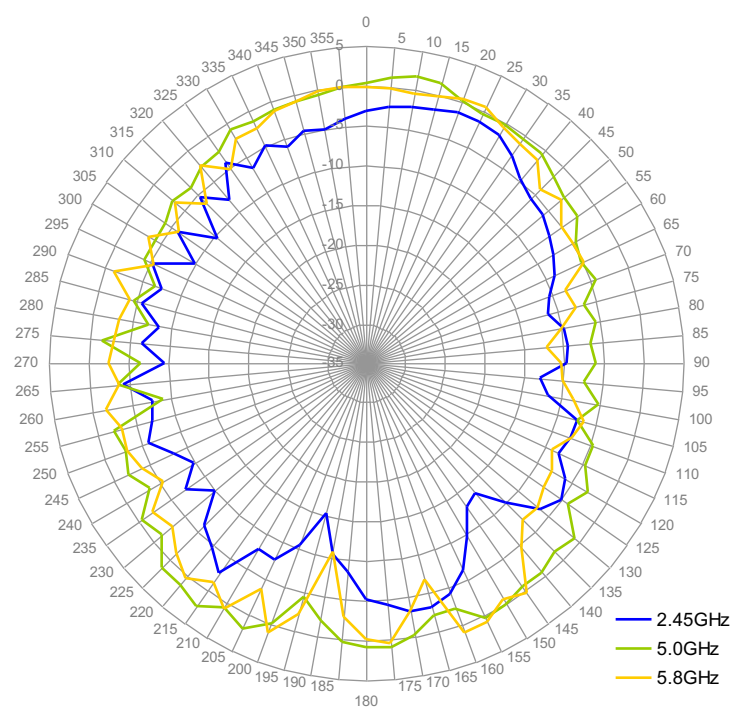


4.3 2D Radiations Patterns in Free Space

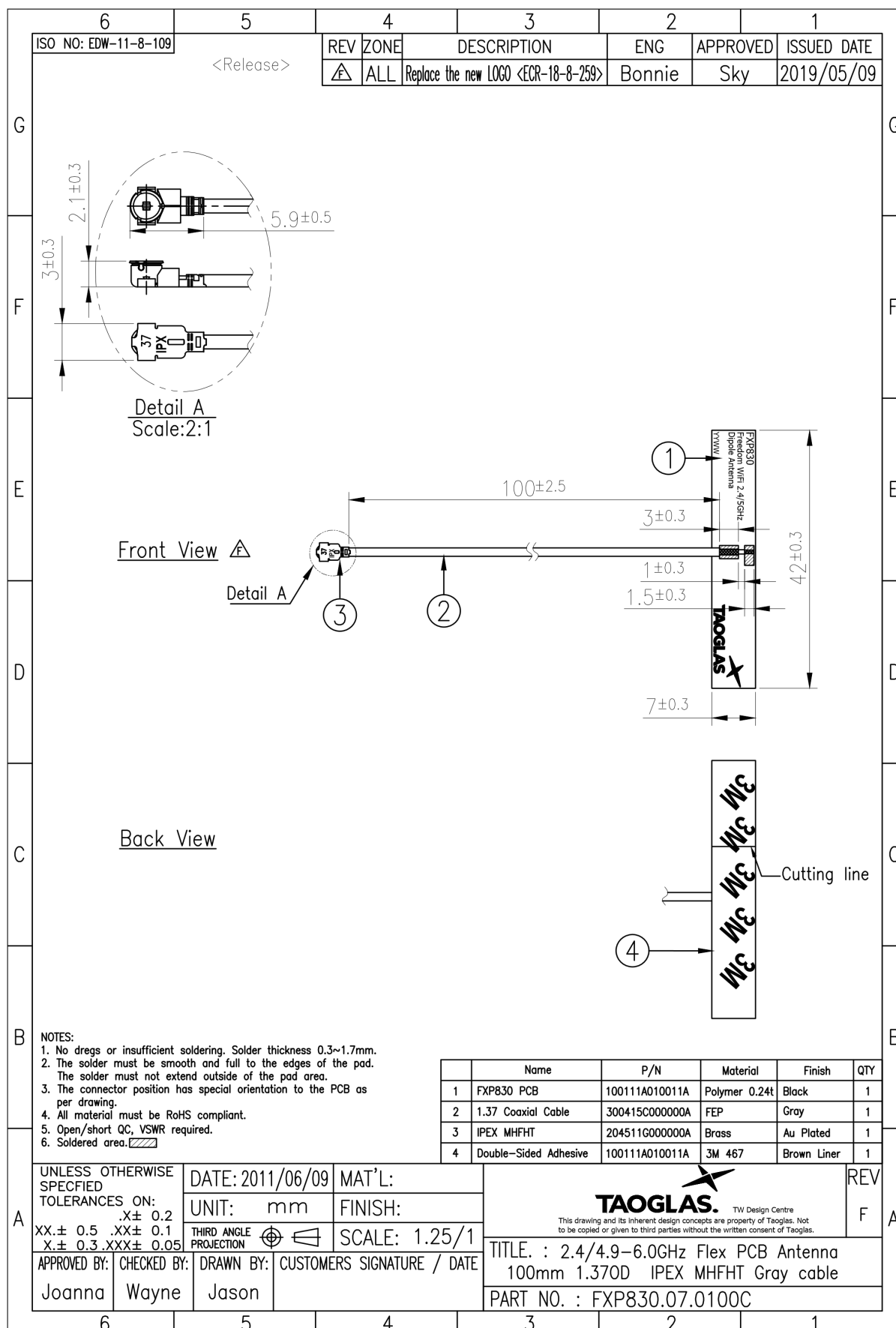
XY Plane



XZ Plane

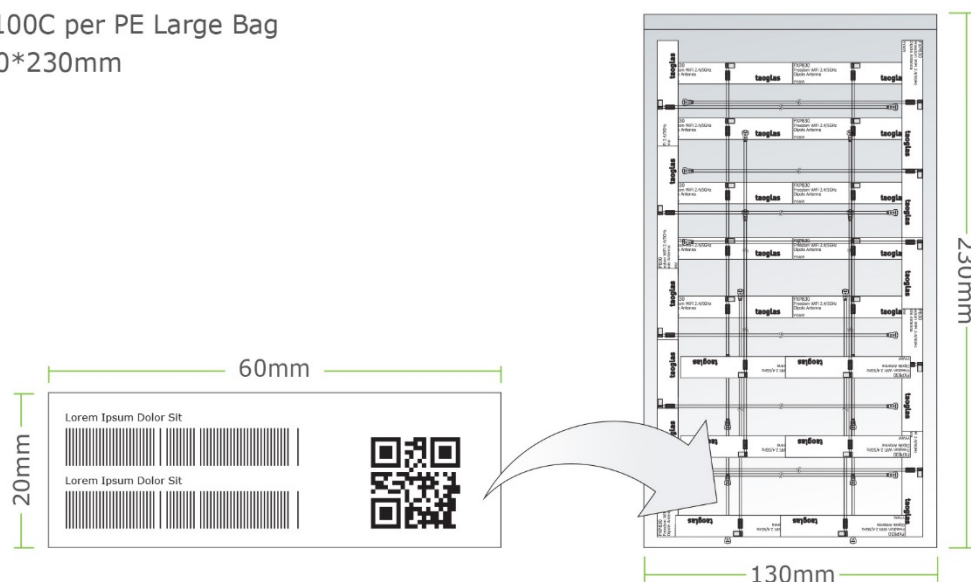


5. Mechanical Drawing (Units: mm)

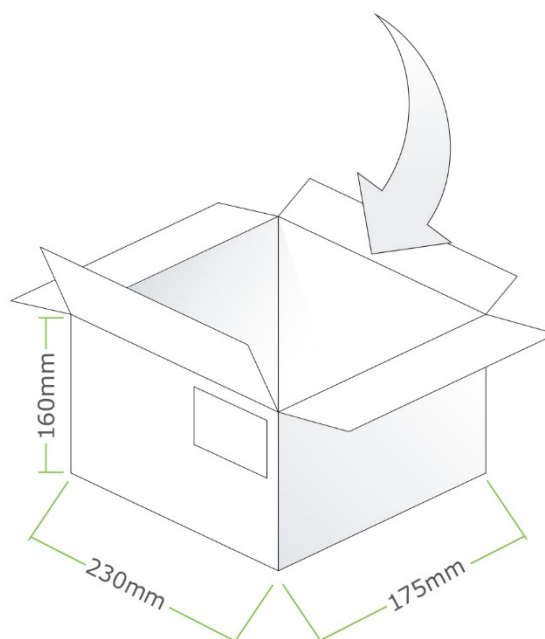


6. Packaging

100pcs FXP830.07.0100C per PE Large Bag
 Bag Dimensions - 130*230mm
 Weight - 72g



2,000 pcs FXP830.07.0100C per carton
 Carton - 230*175*160mm
 Weight - 1.6Kg



Changelog for the datasheet

SPE-11-8-037 – FXP830.07.0100C

Revision: L (Current Version)

Date:	2020-03-19
Changes:	Includes Wi-Fi 6 data
Changes Made by:	Jack Conroy

Previous Revisions

Revision: K

Date:	2019-11-14
Changes:	Updated Image and Drawing
Changes Made by:	Russell Meyler

Revision: F

Date:	2016-11-01
Changes:	Updated Peak Gain
Changes Made by:	Andy Mahoney

Revision: J

Date:	2019-03-01
Changes:	Packaging Details Updated
Changes Made by:	Jack Conroy

Revision: E

Date:	2016-02-12
Changes:	Updated Peak Gain
Changes Made by:	Andy Mahoney

Revision: I

Date:	2018-05-15
Changes:	Drawing Updated
Changes Made by:	David Connolly

Revision: D

Date:	2015-09-01
Changes:	Updated Average Gain
Changes Made by:	Aine Doyle

Revision: H

Date:	2017-10-19
Changes:	Packaging Details Updated
Changes Made by:	Carol Faughnan

Revision: C

Date:	2015-01-14
Changes:	Updated intro
Changes Made by:	Aine Doyle

Revision: G

Date:	2017-06-06
Changes:	Drawing Updated
Changes Made by:	Peter Monahan

Revision: B

Date:	2011-07-14
Changes:	
Changes Made by:	Aine Doyle

Previous Revisions (Continued)

Revision: A (Original First Release)		
Date:	2011-01-20	
Notes:		
Author:	Aine Doyle	



www.taoglas.com



Mouser Electronics

Authorized Distributor

Click to View Pricing, Inventory, Delivery & Lifecycle Information:

Taoglas:

[FXP830.07.0100C](#)