



REV. Status

REVISION -  
01/09/92 HAREVISION A  
TEMECULA WAS  
CARSON. ADDED  
SAFETY  
08/31/95 TSREVISION B  
UPDATED LABEL  
02/09/96 TSREVISION C  
ADDED RoHS.  
UL1459 WAS  
UL1863  
12/13/06 MPREVISION D  
DC RES.  $\pm 20\%$   
WAS MAX. ADDED  
"2ND EDITION" TO  
UL 1459  
01/18/08 YSTELECOMMUNICATION DRY COUPLING TRANSFORMER DESIGNED TO OPERATE AT A MAX LEVEL OF +7dBm AND TO REFLECT A PRIMARY SOURCE IMPEDANCE OF APPROXIMATELY 600 $\Omega$  WITH 600 $\Omega$  LOAD ON SECONDARY

## A. Electrical Specifications (@ 25°C)

1. Pri Source Impedance; 600  $\Omega$
2. Sec Load Impedance; 600  $\Omega$
3. Operating Level; -45 dBm to +7 dBm
4. Insertion Loss;  
1.2 dB MAX @ 1 KHz, 0 dBm
5. Frequency Response (relative to 1 KHz);  
 $\pm 0.5$  dB @ 300 Hz to 3.5 KHz, 0 dBm
6. PRI Impedance; 600  $\Omega$   $\pm 10\%$  @ 300 Hz to 3.5 KHz 0 dBm
7. Return Loss; 26 dB MIN @ 300Hz 0dBm
8. Longitudinal Balance; 60 dB MIN @ 200 Hz to 4 KHz
9. DC Resistance;  
(1-3) = 46  $\Omega$   $\pm 20\%$   
(4-6) = 63  $\Omega$   $\pm 20\%$
10. Turns Ratio; (1-3) : (4-6) = 1 : 1.06 $\pm 2\%$
11. Dielectric Strength;  
1500 Vrms, 1 minute @ Pri to Sec, Pri to Core  
1000 Vrms, 1 minute @ Sec to Core



MODEL NUMBER

TTC-118



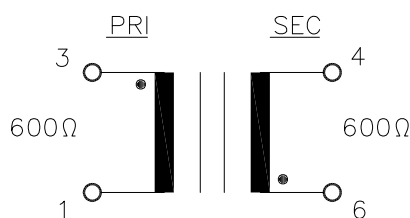
UL# E142035

B. Marking; TTC-118, TAMURA, date code, country of origin and safety agency logos

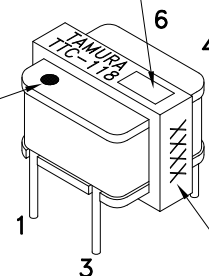
C. Safety: CSA C22.2 No. 66-M1988 File No. 0181383  
UL 1459 2nd Edition File No. E142035

Safety logos

## D. Schematic Diagram

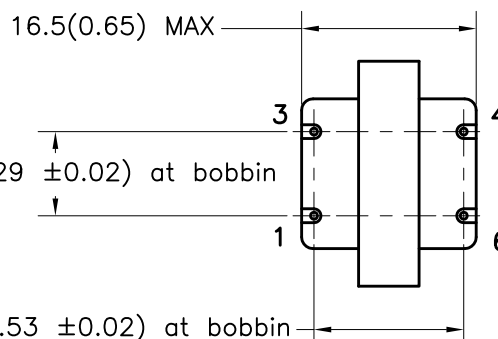
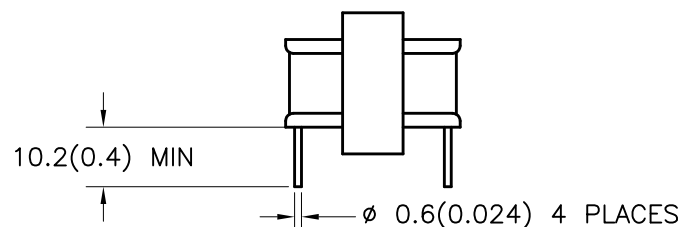
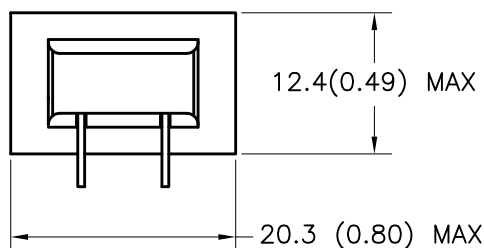


Red Dot (PIN 1)



Date code and country of origin

## E. Mechanical Specifications



## TOLERANCES (mm)

 $\leq 4 \pm 0.2$   
 $4 \leq 20 \pm 0.3$   
 $20 \leq 50 \pm 0.4$ 

PREPARED BY:

K. BRENNAN

ENGINEER:

M. PITCHAI

SAFETY ENGINEER

B. OCONNELL

APPROVED:

Y. SEKIGUCHI

DWG CONTROL NO.  
P-A1-10333  
ACAD/TTC/A1103331.DWGREV  
DTELECOMMUNICATION COUPLING  
TRANSFORMERTAMURA CORPORATION OF AMERICA  
43352 BUSINESS PARK DRIVE, TEMECULA, CA. 92590-6624  
(951) 699-1270 FAX 9516769482

TTC-118

MODEL SPECIFICATION

DIM: mm(In) SCL: NONE SH: 1 OF 1

PROPRIETARY NOTICE: THIS DRAWING PRINT OR DOCUMENT AND SUBJECT MATTER DISCLOSED HEREIN ARE PROPRIETARY ITEMS TO WHICH TAMURA RETAINS THE EXCLUSIVE RIGHT OF DISSEMINATION, REPRODUCTION, MANUFACTURE AND SALE. THIS DRAWING, PRINT OR DOCUMENT IS SUBMITTED IN CONFIDENCE FOR CONSIDERATION BY THE RECIPIENT ALONE UNLESS PERMISSION FOR FURTHER DISCLOSURE IS EXPRESSLY GRANTED IN WRITING.

# Mouser Electronics

Authorized Distributor

Click to View Pricing, Inventory, Delivery & Lifecycle Information:

[Tamura:](#)

[TTC-118](#)