

REV. Status

REVISION -
3/13/94 TS

REVISION A
TEMECULA
WAS CARSON.
UPDATED LABELS
12/18/93 TS

REVISION B
REFORMATTED
8/1/94 TS

REVISION C
ADDED
DUAL MARKING
11/05/99 TS

THREE FLANGE BOBBIN POWER TRANSFORMER

A. Electrical Specifications (@ 25°C)

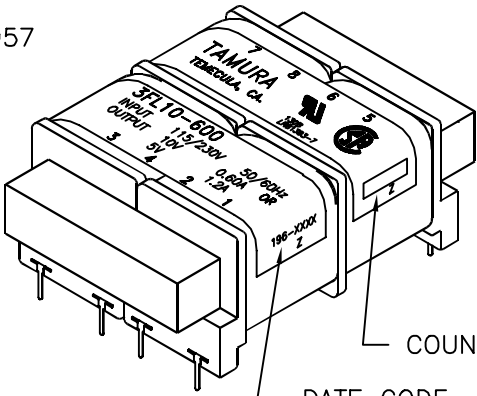
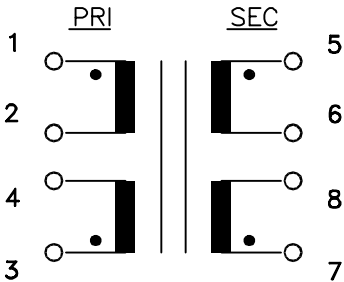
1. Input Voltage and Frequency; 115/230V 50/60Hz
2. Output Voltage; 10V±5% @ 0.60A load, series
5V±5% @ 1.2A load, parallel
3. Output Power; 6VA
4. Insulation Resistance;
100MΩ MIN @ 500VDC, Pri to Sec, Pri to Core, Sec to Core
5. Hi-Pot;
1500Vrms 1 minute @ Pri to Sec, Pri to Core
1500Vrms 1 minute @ Sec to Core
6. Temperature Rating; 130°C (UL Class "B")

B. Marking; 3FL10-600, TAMURA TEMECULA CA, MICROTRAN, PF6-10, date code, country of origin, input and output ratings, terminal numbers, safety symbols and "130B".

C. Safety:

UL approved, file E145619.
Insulation Class B (130° C) File E92957
CSA Certified, file LR81383-7

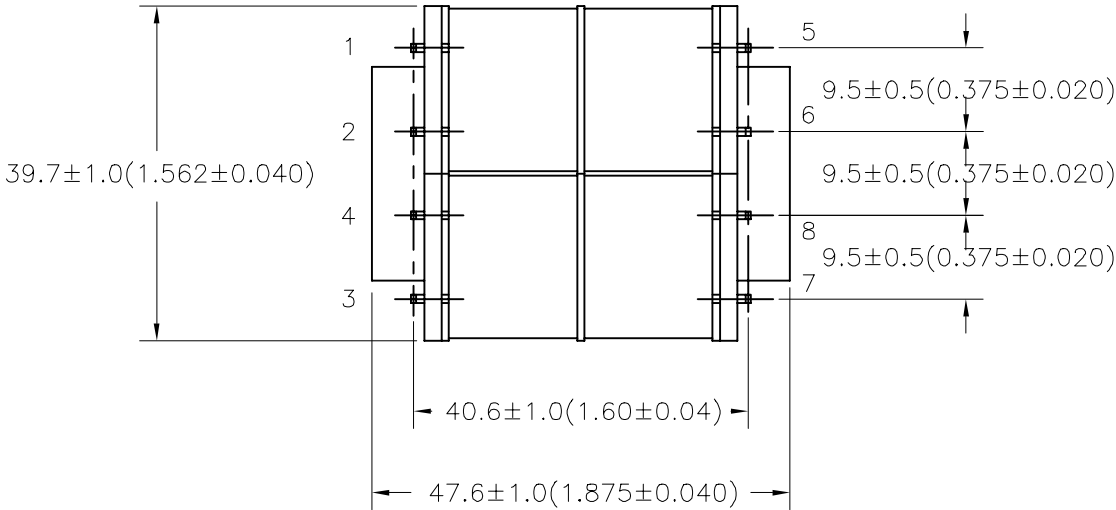
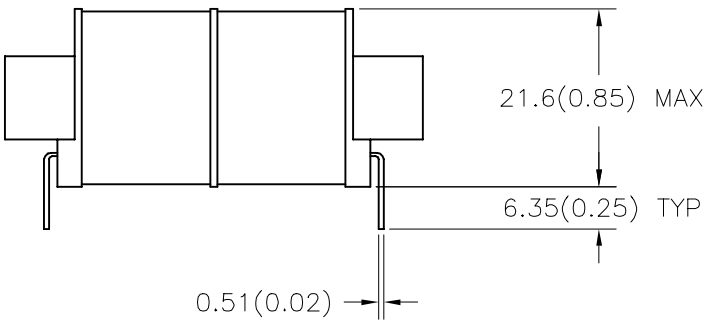
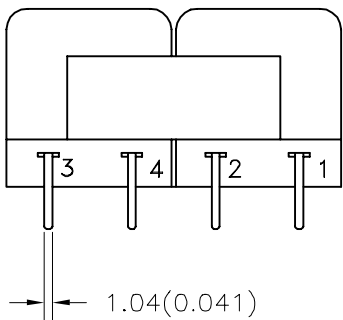
D. Schematic Diagram:



COUNTRY OF ORIGIN

DATE CODE

E. Mechanical Specifications:



PREPARED BY:

D. Rund
ENGINEER:

T. Shiozawa

QUALITY CONTROL:

D. Kelley

APPROVED:

D. Kelley

DWG CONTROL NO. REV
P-A1-10579 C
ACAD\3F\A1105791.DWG

CONTENTS OF THIS DRAWING ARE
SUBJECT TO CHANGE WITHOUT
PRIOR NOTICE

PROPRIETARY NOTICE: THIS DRAWING PRINT OR DOCUMENT AND SUBJECT MATTER DISCLOSED HEREIN ARE PROPRIETARY ITEMS TO WHICH TAMURA
RETAINS THE EXCLUSIVE RIGHT OF DISSEMINATION, REPRODUCTION, MANUFACTURE AND SALE. THIS DRAWING, PRINT OR DOCUMENT IS SUBMITTED IN
CONFIDENCE FOR CONSIDERATION BY THE RECIPIENT ALONE UNLESS PERMISSION FOR FURTHER DISCLOSURE IS EXPRESSLY GRANTED IN WRITING.

3 FLANGE BOBBIN
POWER TRANSFORMER
TAMURA CORPORATION OF AMERICA
43352 BUSINESS PARK DRIVE, TEMECULA, CA. 92590-6624
(909) 699-1270 FAX 9096769482

3FL10-600

MODEL SPECIFICATION

DIM: mm(In) SCL: NONE SH: 1 OF 1

MODEL NUMBER

3FL10-600

Mouser Electronics

Authorized Distributor

Click to View Pricing, Inventory, Delivery & Lifecycle Information:

Tamura:

3FL10-600