

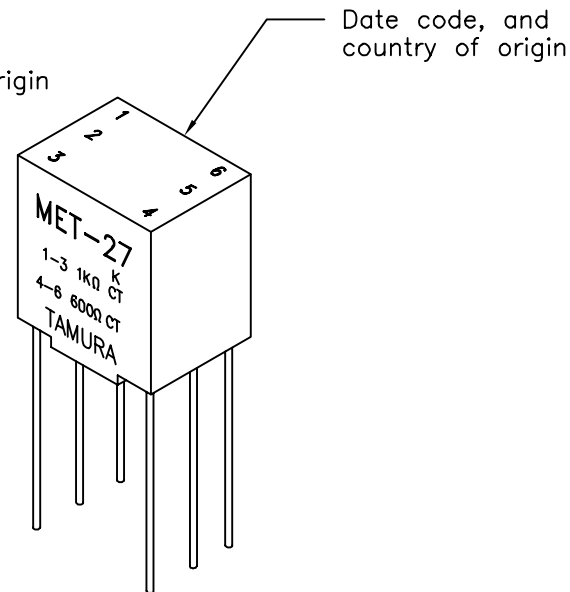
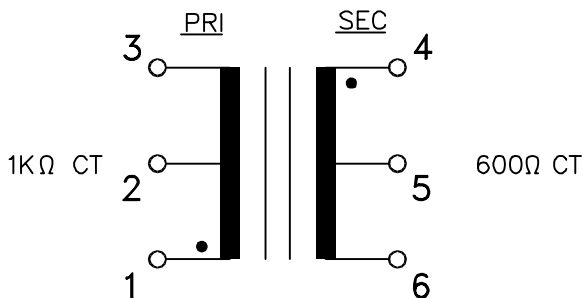
AUDIO COUPLING MINIATURE ENCAPSULATED TRANSFORMER DESIGNED TO OPERATE WITH 50mW MAX IN SECONDARY AND REFLECT A PRIMARY SOURCE IMPEDANCE OF APPROXIMATELY 1K Ω WITH 600 Ω LOAD ON SECONDARY.

A. Electrical Specifications (@ 20 ° C)

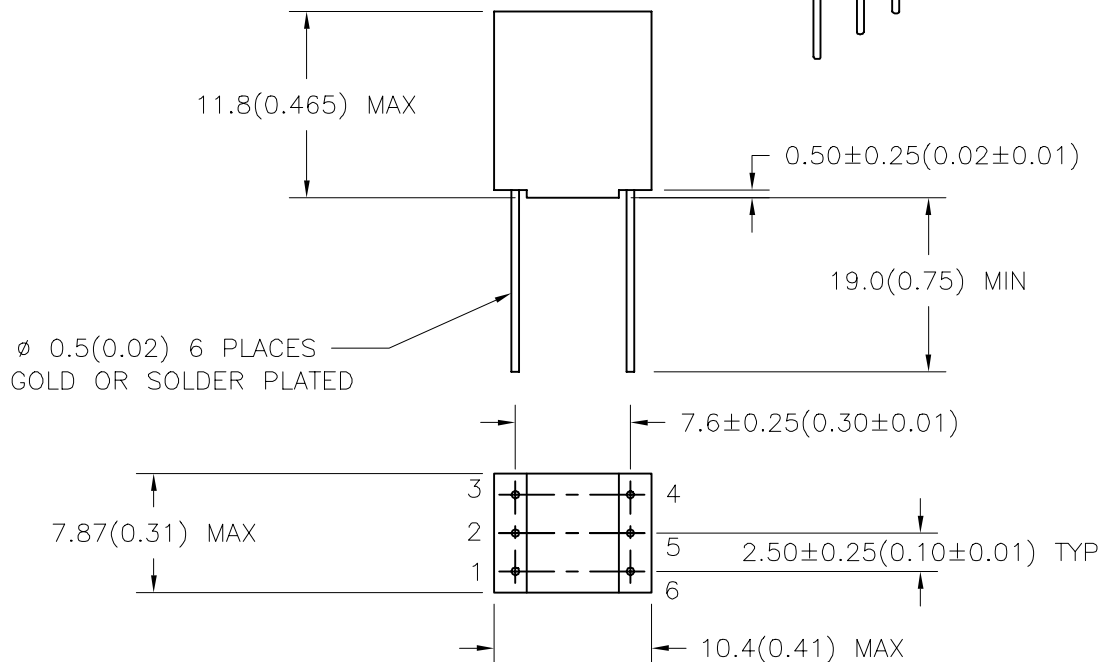
1. Pri Source Impedance; 1K Ω CT
2. Sec Load Impedance; 600 Ω CT
3. Pri DC Current; 3 mA MAX
4. Operating Level; 50 mW MAX @ 300 Hz
5. Frequency Response (relative to 1 KHz);
 ± 2.0 dB, @ 300 Hz to 100 KHz
6. Longitudinal Balance; 60 dB MIN @ 1 KHz
7. DC Resistance;
(1-3) 95 Ω $\pm 20\%$
(4-6) 85 Ω $\pm 20\%$
8. Turns Ratio; (1-3) : (4-6) = 1.29 : 1 $\pm 2\%$
9. Dielectric Strength;
60Hz 500 Vrms 0.5 minute @ Pri - Sec

B. Marking; (Nearside) As shown
(Farside) Date code and country of origin

C. Schematic Diagram



D. Mechanical Specifications



PREPARED BY:

K. Brennan

ENGINEER:

T. Shiozawa

APPROVED:

V. Casey

DWG CONTROL NO.

P-A1-11329

ACAD\MXFMR\A1113291.DWG

REV

—

AUDIO

TRANSFORMER

TAMURA CORPORATION OF AMERICA43352 BUSINESS PARK DRIVE, TEMECULA, CA. 92590-6624
(909) 699-1270 FAX 9096769482**MET-27**

MODEL SPECIFICATION

DIM: mm(In)

SCL: 2/1

SH: 1 OF 1

PROPRIETARY NOTICE: THIS DRAWING PRINT OR DOCUMENT AND SUBJECT MATTER DISCLOSED HEREIN ARE PROPRIETARY ITEMS TO WHICH TAMURA RETAINS THE EXCLUSIVE RIGHT OF DISSEMINATION, REPRODUCTION, MANUFACTURE AND SALE. THIS DRAWING, PRINT OR DOCUMENT IS SUBMITTED IN CONFIDENCE FOR CONSIDERATION BY THE RECIPIENT ALONE UNLESS PERMISSION FOR FURTHER DISCLOSURE IS EXPRESSLY GRANTED IN WRITING.

Mouser Electronics

Authorized Distributor

Click to View Pricing, Inventory, Delivery & Lifecycle Information:

[Tamura:](#)

[MET-27](#)