

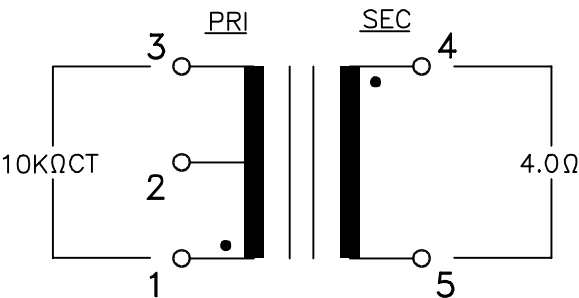
TELECOMMUNICATION COUPLING MINIATURE ENCAPSULATED TRANSFORMER DESIGNED TO OPERATE 40mW MAX IN PRIMARY AND REFLECT A PRIMARY SOURCE IMPEDANCE OF APPROXIMATELY 10KΩCT WITH 4.0Ω LOAD ON SECONDARY.

A. Electrical Specifications (@ 20°C)

- 1. Pri Source Impedance; 10KΩ CT
- 2. Sec Load Impedance; 4.0Ω
- 3. Pri DC Current; 1mA MAX (1-2)
- 4. Operating Level; 40mW MAX @ 300Hz
- 5. Frequency Response (relative to 1KHz);  
±2.0dB, @ 300Hz to 100KHz, 16dBm, DC 1mA (1-2)
- 6. DC Resistance;  
(1-3) 1200Ω ±20%  
(4-5) 1.0Ω ±20%
- 7. Turns Ratio; (1-3):(4-5)=1:0.02 ±2%
- 8. Insulation Resistance;  
100MΩ MIN @ 500VDC Pri to Sec
- 9. Dielectric Strength;  
500Vrms 0.5 minute @ Pri - Sec

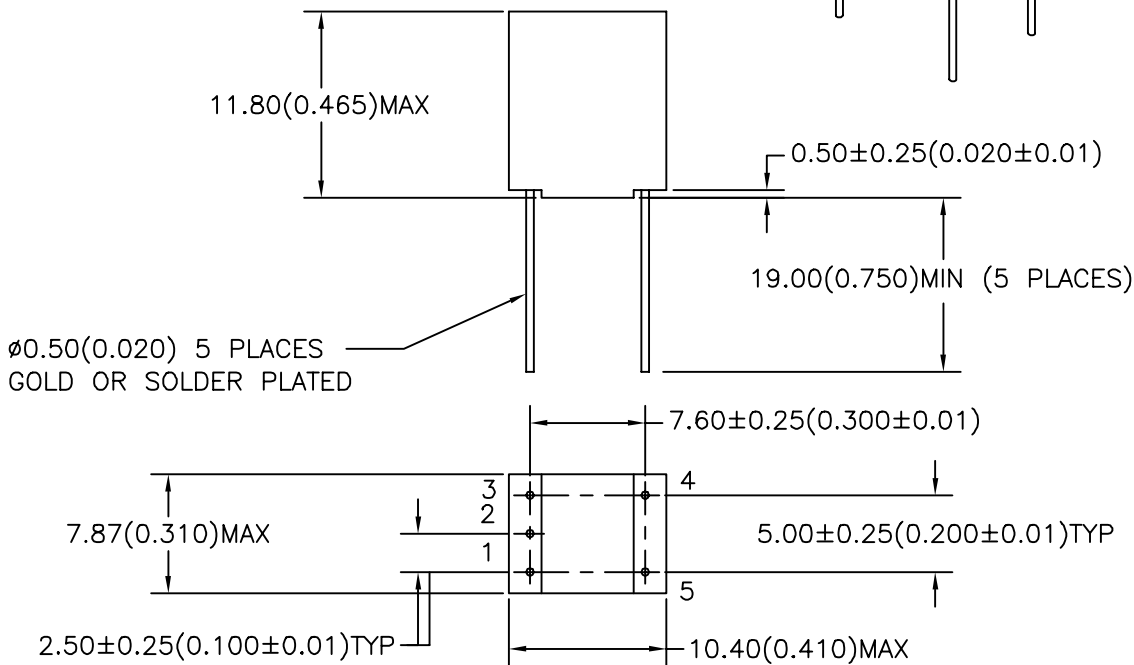
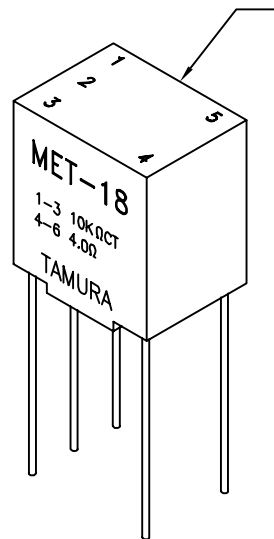
B. Marking; MET-18, TAMURA, Primary and Secondary Impedance, pin numbers, date code and country of origin

C. Schematic Diagram



D. Mechanical Specifications

All dimensions nominal unless specified.



PREPARED BY:

D. Rund  
ENGINEER:

T. Shiozawa  
QUALITY CONTROL:

D. Kelley  
APPROVED:

D. Kelley

DWG CONTROL NO.  
P-A1-10736  
ACAD\MXFMR\A1107361.DWG

REV  
A

TELECOMMUNICATION COUPLING  
MINIATURE ENCAPSULATED TRANSFORMER

**TAMURA CORPORATION OF AMERICA**  
43352 BUSINESS PARK DRIVE, TEMECULA, CA. 92590-6624  
(909) 699-1270 FAX 9096769482

**MET-18**

MODEL SPECIFICATION

DIM: mm(In) SCL: NONE SH: 1 OF 1

PROPRIETARY NOTICE: THIS DRAWING PRINT OR DOCUMENT AND SUBJECT MATTER DISCLOSED HEREIN ARE PROPRIETARY ITEMS TO WHICH TAMURA RETAINS THE EXCLUSIVE RIGHT OF DISSEMINATION, REPRODUCTION, MANUFACTURE AND SALE. THIS DRAWING, PRINT OR DOCUMENT IS SUBMITTED IN CONFIDENCE FOR CONSIDERATION BY THE RECIPIENT ALONE UNLESS PERMISSION FOR FURTHER DISCLOSURE IS EXPRESSLY GRANTED IN WRITING.

# Mouser Electronics

Authorized Distributor

Click to View Pricing, Inventory, Delivery & Lifecycle Information:

[Tamura:](#)

[MET-18](#)