

Surface Mount Transient Voltage Suppressor

FEATURES

- Low profile package
- Ideal for automated placement
- Glass passivated junction
- Built-in strain relief
- Excellent clamping capability
- Fast response time: Typically less than 1.0ps from 0 volt to BV min
- Typical IR less than 1µA above 10V
- Moisture sensitivity level: level 1, per J-STD-020
- Compliant to RoHS Directive 2011/65/EU and in accordance to WEEE 2002/96/EC
- Halogen-free according to IEC 61249-2-21 definition



DO-214AC (SMA)

MECHANICAL DATA

Case: DO-214AC (SMA)

Molding compound, UL flammability classification rating 94V-0

Base P/N with suffix "G" on packing code - Green compound (halogen-free)

Base P/N with prefix "H" on packing code - AEC-Q101 qualified

Terminal: Matte tin plated leads, solderable per JESD22-B102

Meet JESD 201 class 1A whisker test

with prefix "H" on packing code meet JESD 201 class 2 whisker test

Polarity: Indicated by cathode band

Weight: 0.06 g (approximately)

MAXIMUM RATINGS AND ELECTRICAL CHARACTERISTICS (T _A =25°C unless otherwise noted)			
PARAMETER	SYMBOL	VALUE	UNIT
Peak power dissipation at T _A =25°C, tp=1ms(Note 1)	P _{PK}	400	Watts
Peak forward surge current, 8.3 ms single half sine-wave superimposed on rated load	I _{FSM}	40	A
Maximum instantaneous forward voltage at 25 A for Unidirectional only	V _F	3.5	Volts
Operating junction temperature range	T _J	- 55 to +150	°C
Storage temperature range	T _{STG}	- 55 to +150	°C

Note 1: Non-repetitive Current Pulse Per Fig. 3 and Derated above T_A=25°C Per Fig. 2

Devices for Bipolar Applications

1. For Bidirectional Use C or CA Suffix for Types P4SMA6.8 through Types P4SMA200A
2. Electrical Characteristics Apply in Both Directions

ORDERING INFORMATION					
PART NO.	AEC-Q101 QUALIFIED	PACKING CODE	GREEN COMPOUND CODE	PACKAGE	PACKING
P4SMAxxxx (Note 1)	Prefix "H"	R3	Suffix "G"	SMA	1,800 / 7" Plastic reel
		R2		SMA	7,500 / 13" Paper reel
		M2		SMA	7,500 / 13" Plastic reel
		F3		Folded SMA	1,800 / 7" Plastic reel
		F2		Folded SMA	7,500 / 13" Paper reel
		F4		Folded SMA	7,500 / 13" Plastic reel

Note 1: "xxxx" defines voltage from 6.8V (P4SMA6.8) to 200V (P4SMA200A)

EXAMPLE					
PREFERRED P/N	PART NO.	AEC-Q101 QUALIFIED	PACKING CODE	GREEN COMPOUND	DESCRIPTION
P4SMA200A R3	P4SMA200A		R3		
P4SMA200A R3G	P4SMA200A		R3	G	Green compound
P4SMA200AHR3	P4SMA200A	H	R3		AEC-Q101 qualified

RATINGS AND CHARACTERISTICS CURVES (TA=25°C unless otherwise noted)

FIG. 1 PEAK PULSE POWER RATING CURVE

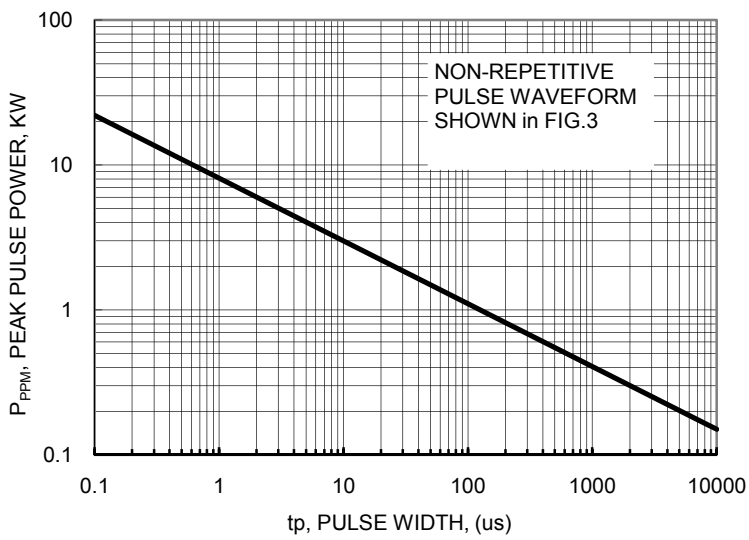


FIG.2 PULSE DERATING CURVE

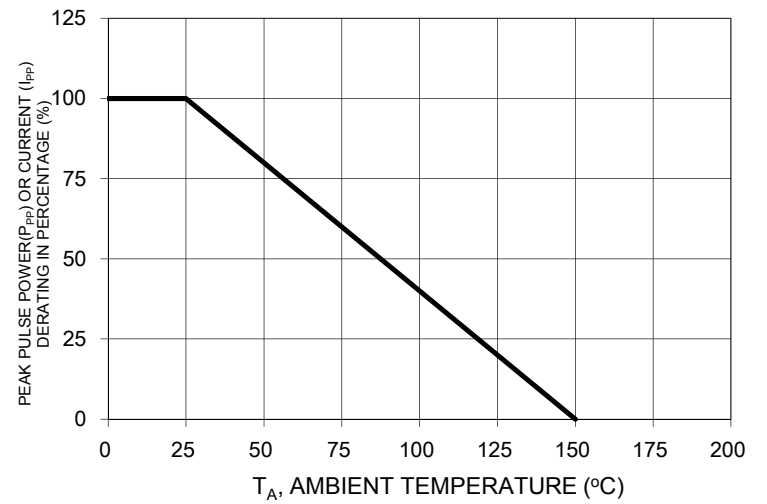


FIG. 3 CLAMPING POWER PULSE WAVEFORM

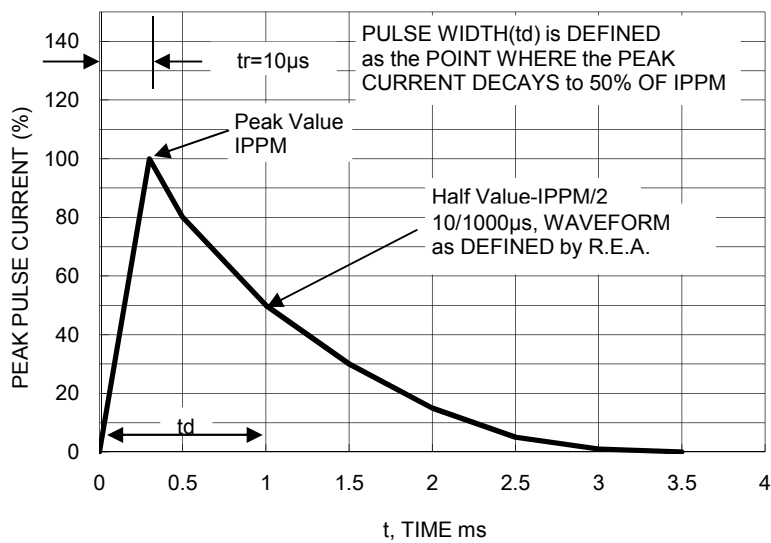


FIG. 4 MAXIMUM NON-REPETITIVE FORWARD SURGE CURRENT UNIDIRECTIONAL ONLY

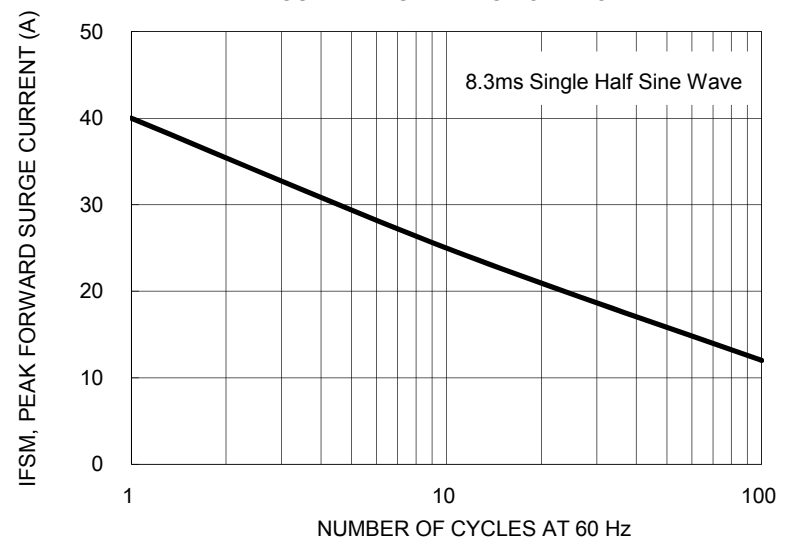
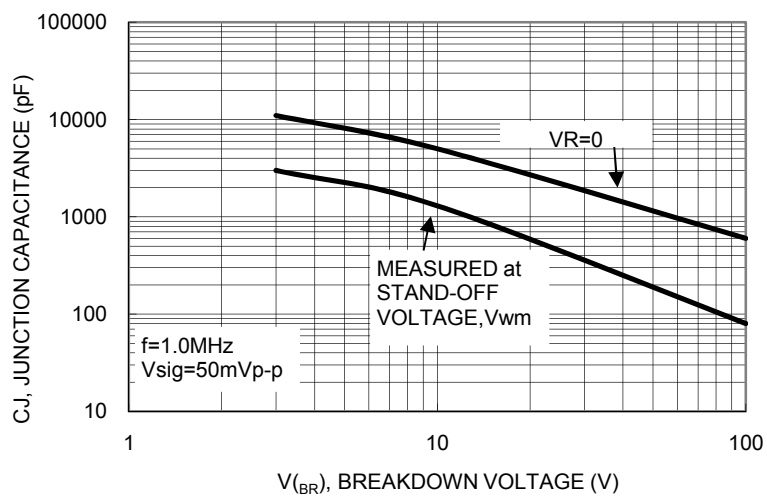


FIG. 5 TYPICAL JUNCTION CAPACITANCE



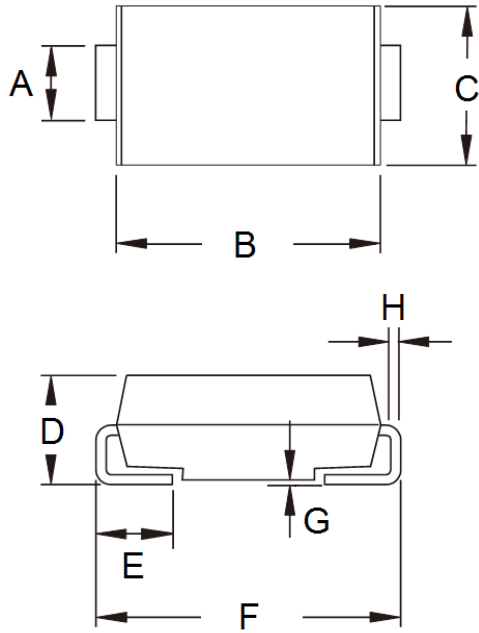
Device	Device Marking Code	Breakdown Voltage V_{BR} (V) (Note 1)		Test Current I_T (mA)	Stand-Off Voltage V_{WM} (V)	Maximum Reverse Leakage @ V_{WM} I_D (μA)	Maximum Peak Pulse Current I_{PPM} (A) (Note 2)	Maximum Clamping Voltage @ I_{PPM} V_C (V)	Maximum Temperature Coefficient of V_{BR} (%/°C)
		Min	Max						
P4SMA6.8	ADJ	6.12	7.48	10	5.50	1000	38.0	10.8	0.057
P4SMA6.8A	AEJ	6.46	7.14	10	5.80	1000	40.0	10.5	0.057
P4SMA7.5	AFJ	6.75	8.25	10	6.05	500	35.0	11.7	0.061
P4SMA7.5A	AGJ	7.13	7.88	10	6.40	500	37.0	11.3	0.061
P4SMA8.2	AHJ	7.38	9.02	10	6.63	200	33.0	12.5	0.065
P4SMA8.2A	AKJ	7.79	8.61	10	7.02	200	34.0	12.1	0.065
P4SMA9.1	ALJ	8.19	10.00	1.0	7.37	50	30.0	13.8	0.068
P4SMA9.1A	AMJ	8.65	9.55	1.0	7.78	50	31.0	13.4	0.068
P4SMA10	ANJ	9.00	11.00	1.0	8.10	10	28.0	15.0	0.073
P4SMA10A	APJ	9.50	10.50	1.0	8.55	10	29.0	14.5	0.073
P4SMA11	AQJ	9.90	12.10	1.0	8.92	1	26.0	16.2	0.075
P4SMA11A	ARJ	10.50	11.60	1.0	9.40	1	27.0	15.6	0.075
P4SMA12	ASJ	10.80	13.20	1.0	9.72	1	24.0	17.3	0.078
P4SMA12A	ATJ	11.40	12.60	1.0	10.2	1	25.0	16.7	0.078
P4SMA13	AUJ	11.70	14.30	1.0	10.5	1	22.0	19.0	0.081
P4SMA13A	AVJ	12.40	13.70	1.0	11.1	1	23.0	18.2	0.081
P4SMA15	AWJ	13.50	16.50	1.0	12.1	1	19.0	22.0	0.084
P4SMA15A	AXJ	14.30	15.80	1.0	12.8	1	20.0	21.2	0.084
P4SMA16	AYJ	14.40	17.60	1.0	12.9	1	17.8	23.5	0.086
P4SMA16A	AZJ	15.20	16.80	1.0	13.6	1	18.6	22.5	0.086
P4SMA18	BDJ	16.20	19.80	1.0	14.5	1	16.0	26.5	0.088
P4SMA18A	BEJ	17.10	18.90	1.0	15.3	1	16.5	25.5	0.088
P4SMA20	BFJ	18.00	22.00	1.0	16.2	1	14.0	29.1	0.090
P4SMA20A	BGJ	19.00	21.00	1.0	17.1	1	15.0	27.7	0.090
P4SMA22	BHJ	19.80	24.20	1.0	17.8	1	13.0	31.9	0.092
P4SMA22A	BKJ	20.90	23.10	1.0	18.8	1	13.7	30.6	0.092
P4SMA24	BLJ	21.60	26.40	1.0	19.4	1	12.0	34.7	0.094
P4SMA24A	BMJ	22.80	25.20	1.0	20.5	1	12.6	33.2	0.094
P4SMA27	BNJ	24.30	29.70	1.0	21.8	1	10.7	39.1	0.096
P4SMA27A	BPJ	25.70	28.40	1.0	23.1	1	11.0	37.5	0.096
P4SMA30	BQJ	27.00	33.00	1.0	24.3	1	9.6	43.5	0.097
P4SMA30A	BRJ	28.50	31.50	1.0	25.6	1	10.0	41.4	0.097
P4SMA33	BSJ	29.70	36.30	1.0	26.8	1	8.8	47.7	0.098
P4SMA33A	BTJ	31.40	34.70	1.0	28.2	1	9.0	45.7	0.098
P4SMA36	BUJ	32.40	39.60	1.0	29.1	1	8.0	52.0	0.099
P4SMA36A	BVJ	34.20	37.80	1.0	30.8	1	8.4	49.9	0.099
P4SMA39	BWJ	35.10	42.90	1.0	31.6	1	7.4	56.4	0.100
P4SMA39A	BXJ	37.10	41.00	1.0	33.3	1	7.7	53.9	0.100
P4SMA43	BYJ	38.70	47.30	1.0	34.8	1	6.7	61.9	0.101
P4SMA43A	BZJ	40.90	45.20	1.0	36.8	1	7.0	59.3	0.101
P4SMA47	CDJ	42.30	51.70	1.0	38.1	1	6.2	67.8	0.101
P4SMA47A	CEJ	44.70	49.40	1.0	40.2	1	6.4	64.8	0.101
P4SMA51	CFJ	45.90	56.10	1.0	41.3	1	5.7	73.5	0.102
P4SMA51A	CGJ	48.50	53.60	1.0	43.6	1	6.0	70.1	0.102
P4SMA56	CHJ	50.40	61.60	1.0	45.4	1	5.2	80.5	0.103
P4SMA56A	CKJ	53.20	58.80	1.0	47.8	1	5.4	77.0	0.103

Device	Device Marking Code	Breakdown Voltage V_{BR} (V) (Note 1)		Test Current I_T (mA)	Stand-Off Voltage V_{WM} (V)	Maximum Reverse Leakage @ V_{WM} I_D (μA)	Maximum Peak Pulse Current I_{PPM} (A) (Note 2)	Maximum Clamping Voltage @ I_{PPM} V_c (V)	Maximum Temperature Coefficient of V_{BR} (%/°C)
		Min	Max						
P4SMA62	CLJ	55.8	68.2	1.0	50.2	1	4.7	89.0	0.104
P4SMA62A	CMJ	58.9	65.1	1.0	53.0	1	5.0	85.0	0.104
P4SMA68	CNJ	61.2	74.8	1.0	55.1	1	4.2	98.0	0.104
P4SMA68A	CPJ	64.6	71.4	1.0	58.1	1	4.5	92.0	0.104
P4SMA75	CQJ	67.5	82.5	1.0	60.7	1	3.8	108	0.105
P4SMA75A	CRJ	71.3	78.8	1.0	64.1	1	4.0	103	0.105
P4SMA82	CSJ	73.8	90.2	1.0	66.4	1	3.5	118	0.105
P4SMA82A	CTJ	77.9	86.1	1.0	70.1	1	3.7	113	0.105
P4SMA91	CUJ	81.9	100	1.0	73.7	1	3.2	131	0.106
P4SMA91A	CVJ	86.5	95.5	1.0	77.8	1	3.3	125	0.106
P4SMA100	CWJ	90	110	1.0	81.0	1	2.9	144	0.106
P4SMA100A	CXJ	95	105	1.0	85.5	1	3.0	137	0.106
P4SMA110	CYJ	99	121	1.0	89.2	1	2.6	158	0.107
P4SMA110A	CZJ	105	116	1.0	94.0	1	2.7	152	0.107
P4SMA120	RDJ	108	132	1.0	97.2	1	2.4	173	0.107
P4SMA120A	REJ	114	126	1.0	102	1	2.5	165	0.107
P4SMA130	RFJ	117	143	1.0	105	1	2.2	187	0.107
P4SMA130A	RGJ	124	137	1.0	111	1	2.3	179	0.107
P4SMA150	RHJ	135	165	1.0	121	1	1.9	215	0.108
P4SMA150A	RKJ	143	158	1.0	128	1	2.0	207	0.108
P4SMA160	RLJ	144	176	1.0	130	1	1.8	230	0.108
P4SMA160A	RMJ	152	168	1.0	136	1	1.9	219	0.108
P4SMA170	RNJ	153	187	1.0	138	1	1.7	244	0.108
P4SMA170A	RPJ	162	179	1.0	145	1	1.8	234	0.108
P4SMA180	RQJ	162	198	1.0	146	1	1.6	258	0.108
P4SMA180A	RRJ	171	189	1.0	154	1	1.7	246	0.108
P4SMA200	RSJ	180	220	1.0	162	1	1.4	287	0.108
P4SMA200A	RTJ	190	210	1.0	171	1	1.51	274	0.108

Notes:

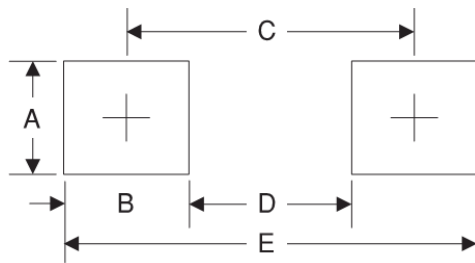
1. V_{BR} measure after I_T applied for 300us, I_T =square wave pulse or equivalent.
2. Surge current waveform per Figure. 3 and derate per Figure. 2.
3. For bipolar types having V_{WM} of 10 volts and under, the I_D limit is doubled.
4. For bidirectional use C or CA suffix for types PS4MA6.8 through P4SMA200A.
5. All terms and symbols are consistent with ANSI/IEEE C62.35.

PACKAGE OUTLINE DIMENSIONS



DIM.	Unit (mm)		Unit (inch)	
	Min	Max	Min	Max
A	1.27	1.58	0.050	0.062
B	4.06	4.60	0.160	0.181
C	2.29	2.83	0.090	0.111
D	1.99	2.50	0.078	0.098
E	0.90	1.41	0.035	0.056
F	4.95	5.33	0.195	0.210
G	0.10	0.20	0.004	0.008
H	0.15	0.31	0.006	0.012

SUGGESTED PAD LAYOUT



Symbol	Unit (mm)	Unit (inch)
A	1.68	0.066
B	1.52	0.060
C	3.93	0.155
D	2.41	0.095
E	5.45	0.215

MARKING DIAGRAM



- P/N = Device Marking Code
- G = Green Compound
- YW = Date Code
- F = Factory Code

Notice

Specifications of the products displayed herein are subject to change without notice. TSC or anyone on its behalf, assumes no responsibility or liability for any errors inaccuracies.

Information contained herein is intended to provide a product description only. No license, express or implied, to any intellectual property rights is granted by this document. Except as provided in TSC's terms and conditions of sale for such products, TSC assumes no liability whatsoever, and disclaims any express or implied warranty, relating to sale and/or use of TSC products including liability or warranties relating to fitness for a particular purpose, merchantability, or infringement of any patent, copyright, or other intellectual property right.

The products shown herein are not designed for use in medical, life-saving, or life-sustaining applications. Customers using or selling these products for use in such applications do so at their own risk and agree to fully indemnify TSC for any damages resulting from such improper use or sale.

Mouser Electronics

Authorized Distributor

Click to View Pricing, Inventory, Delivery & Lifecycle Information:

Taiwan Semiconductor:

[P4SMA100CA](#) [P4SMA10CA](#) [P4SMA12CA](#) [P4SMA150CA](#) [P4SMA15CA](#) [P4SMA18CA](#) [P4SMA200CA](#)
[P4SMA22CA](#) [P4SMA24CA](#) [P4SMA27CA](#) [P4SMA30CA](#) [P4SMA33CA](#) [P4SMA36CA](#) [P4SMA39CA](#) [P4SMA43CA](#)
[P4SMA47CA](#) [P4SMA51CA](#) [P4SMA56CA](#) [P4SMA62CA](#) [P4SMA68CA](#) [P4SMA110A R2](#) [P4SMA120CA R2](#)
[P4SMA130A R2](#) [P4SMA13CA R2](#) [P4SMA160A R2](#) [P4SMA160CA R3](#) [P4SMA170CA R2](#) [P4SMA180A R2](#)
[P4SMA6.8A R2](#) [P4SMA6.8CA R3](#) [P4SMA7.5CA R3](#) [P4SMA100A R2](#) [P4SMA10CA R2](#) [P4SMA36CA R2](#)
[P4SMA200A R2](#) [P4SMA12CA R2](#) [P4SMA200CA R2](#) [P4SMA27A R2](#) [P4SMA47A R2](#) [P4SMA33CA R2](#) [P4SMA51A](#)
[R2](#) [P4SMA33A R2](#) [P4SMA39A R2](#) [P4SMA43CA R2](#) [P4SMA15CA R2](#) [P4SMA18A R2](#) [P4SMA39CA R2](#)
[P4SMA30CA R2](#) [P4SMA100CA R2](#) [P4SMA56CA R2](#) [P4SMA15A R2](#) [P4SMA150CA R3](#) [P4SMA62CA R3](#)
[P4SMA22AHR2](#) [P4SMA120CAHR2](#) [P4SMA43AHR2](#) [P4SMA200CAHR2](#) [P4SMA27CAHR3](#) [P4SMA12CAHR2](#)
[P4SMA56CAHR3](#) [P4SMA20AHR2](#) [P4SMA6.8AHR2](#) [P4SMA10CA R3](#) [P4SMA150CAHR2](#) [P4SMA91CA R3](#)
[P4SMA160CAHR3](#) [P4SMA15CAHR3](#) [P4SMA62CAHR3](#) [P4SMA27AHR2](#) [P4SMA170AHR2](#) [P4SMA16CAHR2](#)
[P4SMA13CAHR2](#) [P4SMA130CAHR2](#) [P4SMA75CA R3](#) [P4SMA39CAHR3](#) [P4SMA11CAHR2](#) [P4SMA6.8CAHR3](#)
[P4SMA20CAHR3](#) [P4SMA43CAHR2](#) [P4SMA43CA R3](#) [P4SMA39AHR2](#) [P4SMA100CA R3](#) [P4SMA170CAHR2](#)
[P4SMA13AHR2](#) [P4SMA30CAHR3](#) [P4SMA160AHR2](#) [P4SMA22CAHR2](#) [P4SMA12AHR2](#) [P4SMA47CA R3](#)
[P4SMA47CAHR3](#) [P4SMA43CAHR3](#) [P4SMA200CA R3](#) [P4SMA20CA R3](#) [P4SMA24AHR2](#) [P4SMA33CAHR3](#)
[P4SMA180CAHR3](#) [P4SMA150CAHR3](#) [P4SMA24CAHR2](#) [P4SMA180AHR2](#) [P4SMA12CA R3](#)