


Surface Mount Schottky Barrier Rectifier

FEATURES

- Low power loss, high efficiency
- Ideal for automated placement
- Guardring for overvoltage protection
- High surge current capability
- Moisture sensitivity level: level 1, per J-STD-020
- Compliant to RoHS Directive 2011/65/EU and in accordance to WEEE 2002/96/EC
- Halogen-free according to IEC 61249-2-21 definition



MECHANICAL DATA

Case: DO-214AC (SMA)

Molding compound, UL flammability classification rating 94V-0

Base P/N with suffix "G" on packing code - halogen-free

Base P/N with prefix "H" on packing code - AEC-Q101 qualified

Terminal: Matte tin plated leads, solderable per JESD22-B102

Meet JESD 201 class 1A whisker test

with prefix "H" on packing code meet JESD 201 class 2 whisker test

Polarity: Indicated by cathode band

Weight: 0.07 g (approximately)

DO-214AC (SMA)

MAXIMUM RATINGS AND ELECTRICAL CHARACTERISTICS (T _A =25°C unless otherwise noted)										
PARAMETER	SYMBOL	SK 22A	SK 23A	SK 24A	SK 25A	SK 26A	SK 29A	SK 210A	SK 215A	Unit
Maximum repetitive peak reverse voltage	V _{RRM}	20	30	40	50	60	90	100	150	V
Maximum RMS voltage	V _{RMS}	14	21	28	35	42	63	70	105	V
Maximum DC blocking voltage	V _{DC}	20	30	40	50	60	90	100	150	V
Maximum average forward rectified current	I _{F(AV)}	2								A
Peak forward surge current, 8.3 ms single half sine-wave superimposed on rated load	I _{FSM}	50								A
Maximum instantaneous forward voltage (Note 1) @ 2 A	V _F	0.50		0.70		0.85		0.95		V
Maximum reverse current @ rated VR T _J =25 °C T _J =100 °C T _J =125 °C	I _R	0.5				0.1				mA
		10		5		-				
		-				2.0				
Voltage Rate of Change (Rated V _R)	dV/dt	10000								V/μs
Non-repetitive peak reverse avalanche energy L=40mH Ta=25°C max prior to surge, Inductive load switched off	E _{RSM}	20								mJ
Typical thermal resistance	R _{θJA}	88								°C/W
Operating junction temperature range	T _J	- 55 to +125				- 55 to +150				°C
Storage temperature range	T _{STG}	- 55 to +150								°C

Note 1: Pulse test with PW=300μs, 1% duty cycle

ORDERING INFORMATION					
PART NO.	AEC-Q101 QUALIFIED	PACKING CODE	GREEN COMPOUND CODE	PACKAGE	PACKING
SK2xxA (Note 1)	Prefix "H"	R3	Suffix "G"	SMA	1,800 / 7" Plastic reel
		R2		SMA	7,500 / 13" Paper reel
		M2		SMA	7,500 / 13" Plastic reel
		F3		Folded SMA	1,800 / 7" Plastic reel
		F2		Folded SMA	7,500 / 13" Paper reel
		F4		Folded SMA	7,500 / 13" Plastic reel
	N/A	E3		Clip SMA	1,800 / 7" Plastic reel
		E2		Clip SMA	7,500 / 13" Paper reel

Note 1: "xx" defines voltage from 20V (SK22A) to 150V (SK215A)

EXAMPLE					
PREFERRED P/N	PART NO.	AEC-Q101 QUALIFIED	PACKING CODE	GREEN COMPOUND CODE	DESCRIPTION
SK26A R3	SK26A		R3		
SK26A R3G	SK26A		R3	G	Green compound
SK26AHR3	SK26A	H	R3		AEC-Q101 qualified

RATINGS AND CHARACTERISTICS CURVES

(TA=25°C unless otherwise noted)

FIG. 1- MAXIMUM FORWARD CURRENT DERATING CURVE

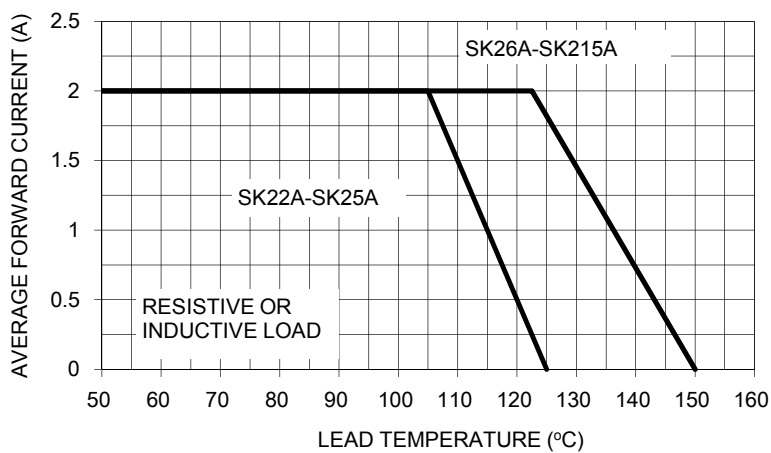


FIG. 2- MAXIMUM NON-REPETITIVE FORWARD SURGE CURRENT

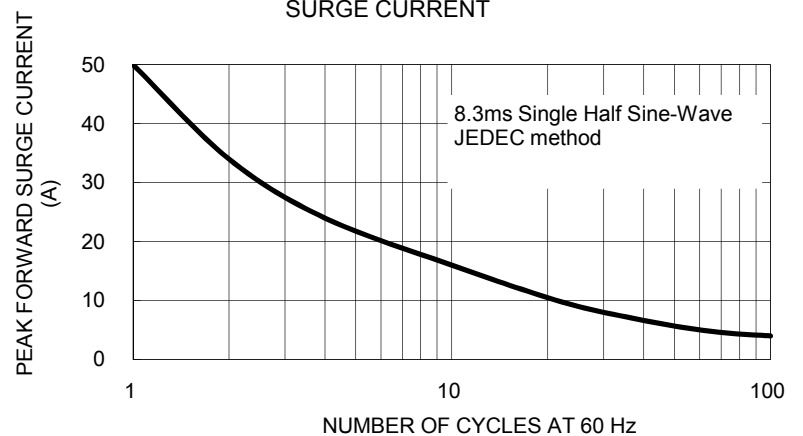


FIG. 3- TYPICAL FORWARD CHARACTERISTICS

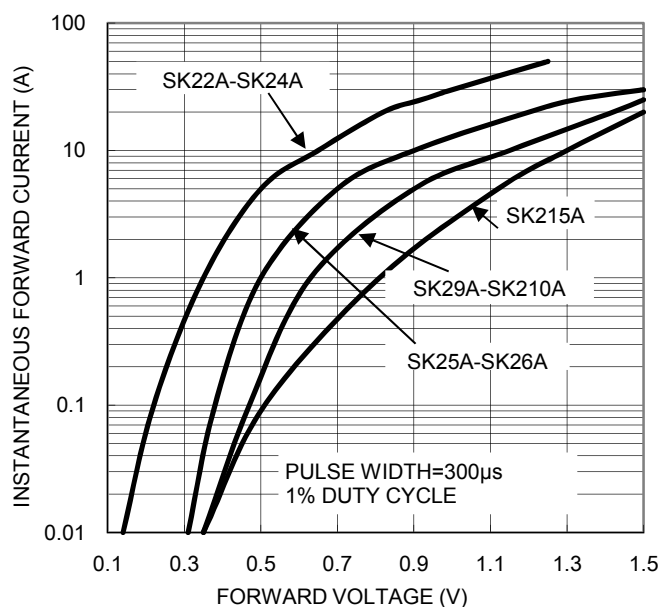


Fig. 4- TYPICAL REVERSE CHARACTERISTICS

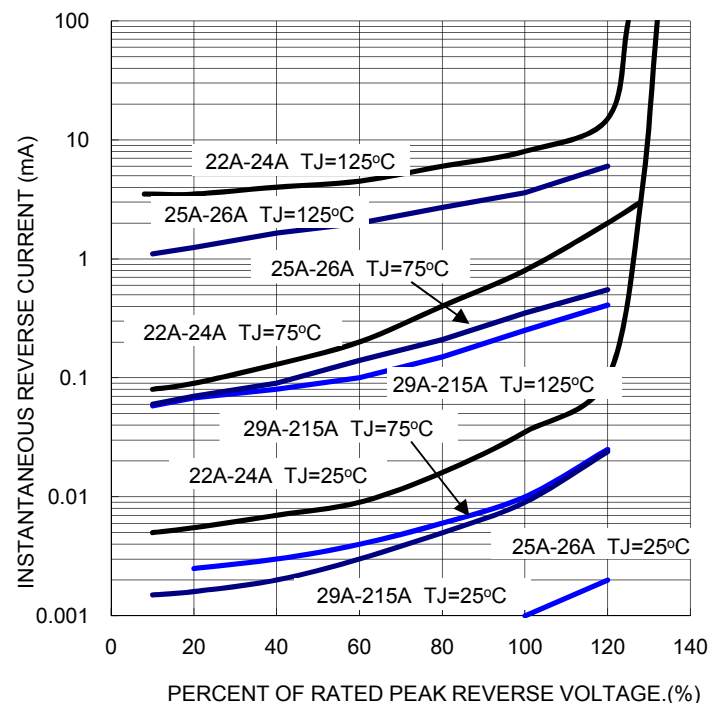


FIG. 5- TYPICAL JUNCTION CAPACITANCE

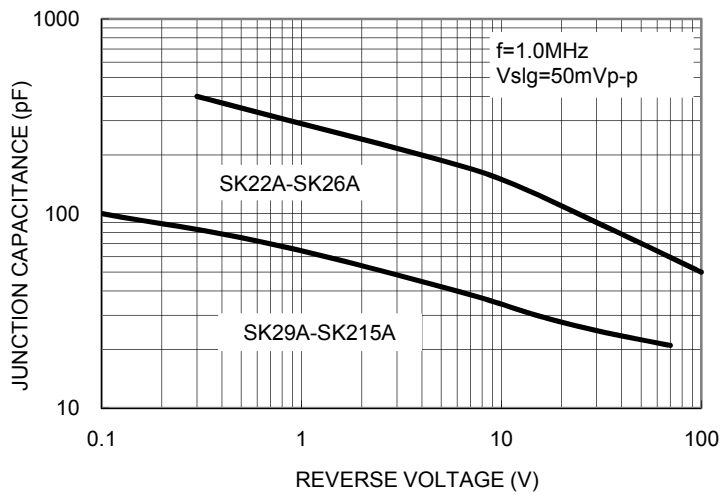
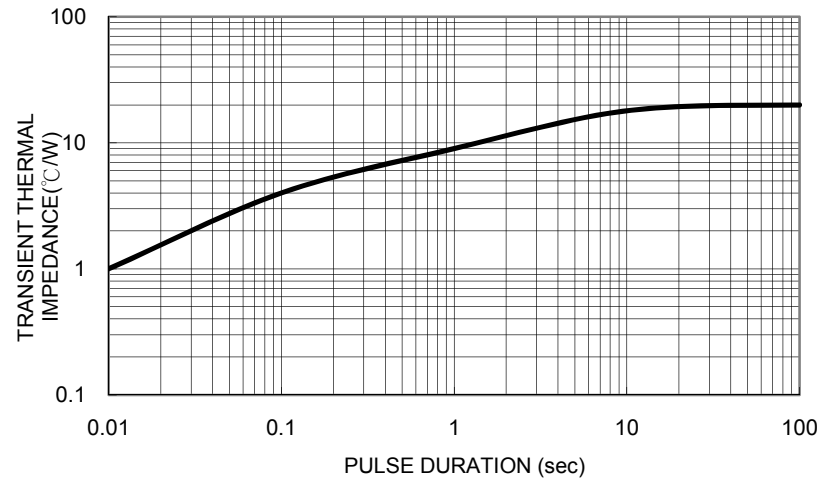
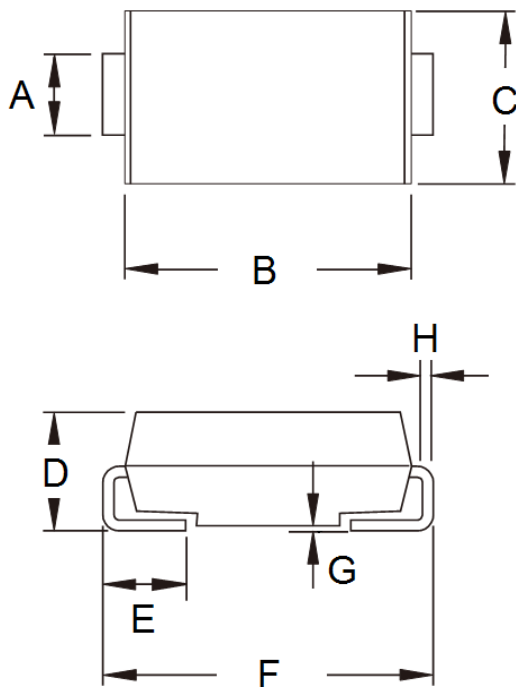


FIG. 6- TYPICAL TRANSIENT THERMAL CHARACTERISTICS

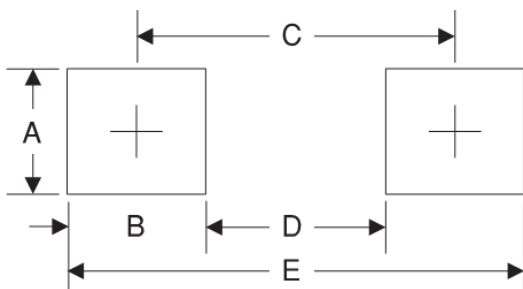


PACKAGE OUTLINE DIMENSIONS



DIM.	Unit (mm)		Unit (inch)	
	Min	Max	Min	Max
A	1.27	1.58	0.050	0.062
B	4.06	4.60	0.160	0.181
C	2.29	2.83	0.090	0.111
D	1.99	2.50	0.078	0.098
E	0.90	1.41	0.035	0.056
F	4.95	5.33	0.195	0.210
G	0.10	0.20	0.004	0.008
H	0.15	0.31	0.006	0.012

SUGGESTED PAD LAYOUT



Symbol	Unit (mm)	Unit (inch)
A	1.68	0.066
B	1.52	0.060
C	3.93	0.155
D	2.41	0.095
E	5.45	0.215

MARKING DIAGRAM



- P/N = Specific Device Code
- G = Green Compound
- YW = Date Code
- F = Factory Code

Notice

Specifications of the products displayed herein are subject to change without notice. TSC or anyone on its behalf, assumes no responsibility or liability for any errors inaccuracies.

Information contained herein is intended to provide a product description only. No license, express or implied, to any intellectual property rights is granted by this document. Except as provided in TSC's terms and conditions of sale for such products, TSC assumes no liability whatsoever, and disclaims any express or implied warranty, relating to sale and/or use of TSC products including liability or warranties relating to fitness for a particular purpose, merchantability, or infringement of any patent, copyright, or other intellectual property right.

The products shown herein are not designed for use in medical, life-saving, or life-sustaining applications. Customers using or selling these products for use in such applications do so at their own risk and agree to fully indemnify TSC for any damages resulting from such improper use or sale.

Mouser Electronics

Authorized Distributor

Click to View Pricing, Inventory, Delivery & Lifecycle Information:

Taiwan Semiconductor:

[SK26A E3](#) [SK25A R3](#) [SK26AHR2](#) [SK29AHR3](#) [SK25AHE2](#) [SK25AHR2](#) [SK29AHR2](#) [SK25AHF3](#) [SK26A R3G](#)
[SK29AHE2](#) [SK29A R3G](#) [SK26AHR3](#) [SK26A F3G](#) [SK29A R3](#) [SK29A F3G](#) [SK25A R3G](#) [SK25AHF2](#) [SK25AHE3](#)
[SK29AHF3](#) [SK25AHR3](#) [SK26AHE2](#) [SK26AHE3](#) [SK26AHF3](#) [SK29AHF2](#) [SK29A E3](#) [SK26AHF2](#) [SK29AHE3](#)
[SK22A R3](#) [SK23AHR3](#) [SK210AHR3](#) [SK22A E3](#) [SK23AHR2](#) [SK23AHF3](#) [SK25A E3](#) [SK25A F3G](#) [SK210AHF3](#)
[SK24AHR3](#) [SK210AHF2](#) [SK23A R2](#) [SK22A F3G](#) [SK22AHF3](#) [SK22AHE3](#) [SK215AHF3](#) [SK215AHF2](#) [SK24AHF2](#)
[SK22AHR3](#) [SK24AHE2](#) [SK23A R3](#) [SK210AHE3](#) [SK23A E3](#) [SK24AHF3](#) [SK215AHR3](#) [SK22AHR2](#) [SK23AHE3](#)
[SK24A F3G](#) [SK23AHF2](#) [SK215A E3](#) [SK23A F3G](#) [SK24AHE3](#) [SK210AHE2](#) [SK210AHR2](#) [SK24A R3G](#) [SK22A R3G](#)
[SK22AHF2](#) [SK23A R3G](#) [SK215AHE2](#) [SK215A F3G](#) [SK23AHE2](#) [SK210A R3G](#) [SK215AHE3](#) [SK210A F3](#) [SK24A](#)
[E3](#) [SK215AHR2](#) [SK210A F3G](#) [SK215A F3](#) [SK24AHR2](#) [SK22AHE2](#) [SK210A E3](#) [SK24A F3](#) [SK23A F3](#) [SK29A F3](#)
[SK26A F3](#) [SK22A F3](#) [SK25A F3](#)