

## 3A, 45V Trench Schottky Surface Mount Rectifier

### FEATURES

- Patented Trench Schottky technology
- Low power loss, high efficiency
- High surge current capability
- Moisture sensitivity level: level 1, per J-STD-020
- RoHS Compliant
- Halogen-free according to IEC 61249-2-21

### APPLICATIONS

- Trench Schottky barrier rectifier are designed for high frequency miniature switched mode power supplies such as adapters, lighting

### MECHANICAL DATA

- Case: DO-214AC (SMA)
- Molding compound meets UL 94V-0 flammability rating
- Terminal: Matte tin plated leads, solderable per J-STD-002
- Meet JESD 201 class 2 whisker test
- Polarity: Indicated by cathode band
- Weight: 0.060g (approximately)

KEY PARAMETERS		
PARAMETER	VALUE	UNIT
$I_F$	3	A
$V_{RRM}$	45	V
$I_{FSM}$	50	A
$T_{J\ MAX}$	150	°C
Package	DO-214AC (SMA)	
Configuration	Single die	


**HALOGEN  
FREE**


DO-214AC (SMA)



ABSOLUTE MAXIMUM RATINGS ( $T_A = 25^\circ\text{C}$ unless otherwise noted)			
PARAMETER	SYMBOL	TSSA3U45	UNIT
Marking code on the device		3U45	
Repetitive peak reverse voltage	$V_{RRM}$	45	V
Reverse voltage, total rms value	$V_{R(RMS)}$	31	V
Forward current	$I_F$	3	A
Peak forward surge current, 8.3ms single half sine-wave superimposed on rated load	$I_{FSM}$	50	A
Junction temperature	$T_J$	- 55 to +150	°C
Storage temperature	$T_{STG}$	- 55 to +150	°C

**THERMAL PERFORMANCE**

PARAMETER	SYMBOL	TYP	UNIT
Junction-to-lead thermal resistance	$R_{\theta JL}$	10	°C/W
Junction-to-ambient thermal resistance	$R_{\theta JA}$	70	°C/W

**ELECTRICAL SPECIFICATIONS** ( $T_A = 25^\circ\text{C}$  unless otherwise noted)

PARAMETER	CONDITIONS	SYMBOL	TYP	MAX	UNIT
Forward voltage <sup>(1)</sup>	$I_F = 3\text{A}, T_J = 25^\circ\text{C}$	$V_F$	0.42	0.48	V
	$I_F = 3\text{A}, T_J = 125^\circ\text{C}$		0.30	0.40	V
Reverse current @ rated $V_R$ <sup>(2)</sup>	$T_J = 25^\circ\text{C}$	$I_R$	-	500	$\mu\text{A}$
	$T_J = 125^\circ\text{C}$		50	100	mA

**Notes:**

1. Pulse test with  $PW = 0.3\text{ms}$
2. Pulse test with  $PW = 30\text{ms}$

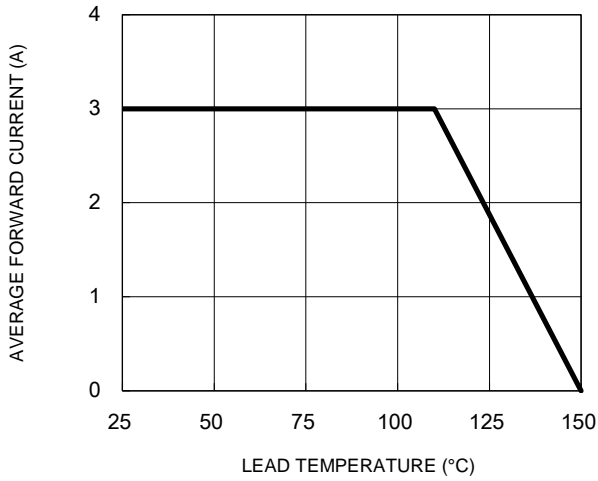
**ORDERING INFORMATION**

ORDERING CODE	PACKAGE	PACKING
TSSA3U45	DO-214AC (SMA)	7,500 / Tape & Reel

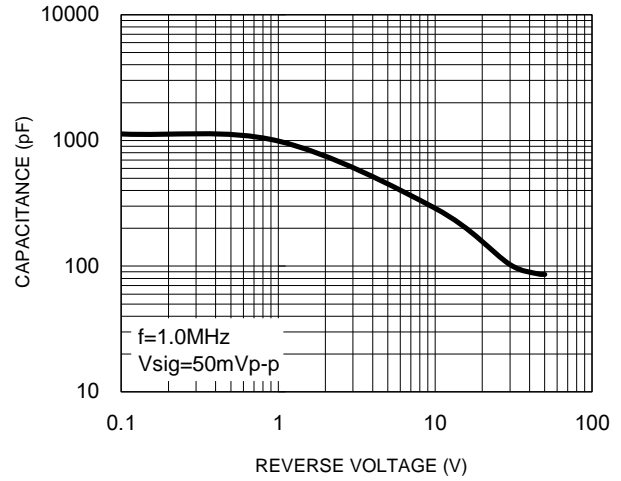
## CHARACTERISTICS CURVES

( $T_A = 25^\circ\text{C}$  unless otherwise noted)

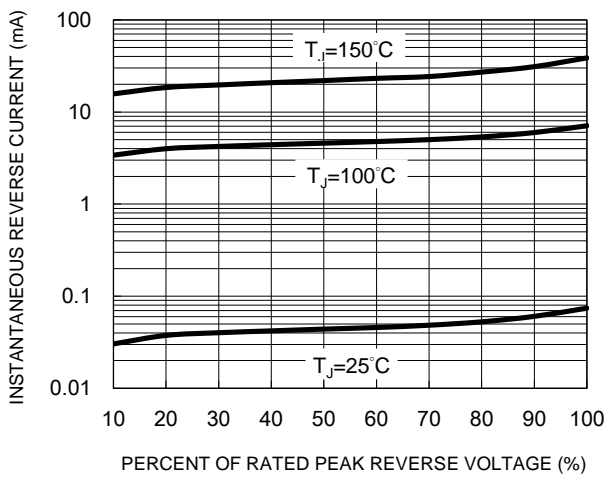
**Fig.1 Forward Current Derating Curve**



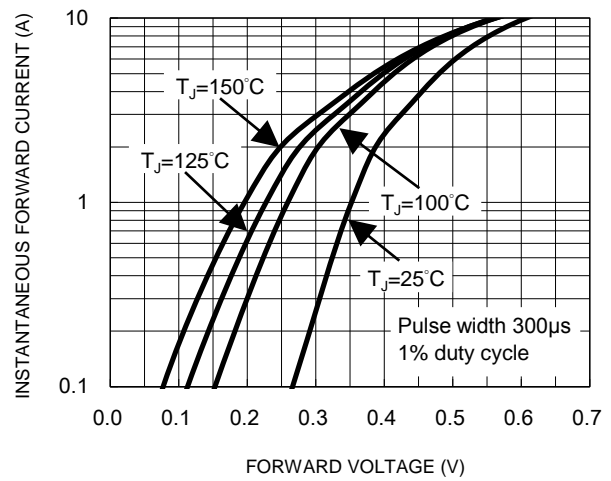
**Fig.2 Typical Junction Capacitance**



**Fig.3 Typical Reverse Characteristics**

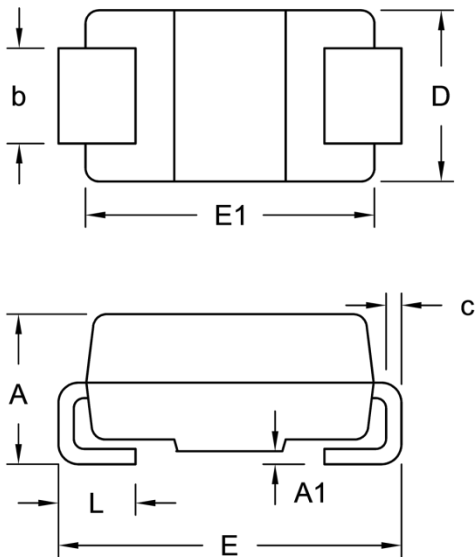


**Fig.4 Typical Forward Characteristics**



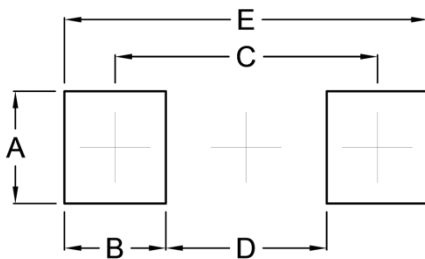
## PACKAGE OUTLINE DIMENSIONS

DO-214AC (SMA)



DIM.	Unit (mm)		Unit (inch)	
	Min.	Max.	Min.	Max.
A	1.99	2.50	0.078	0.098
A1	0.10	0.20	0.004	0.008
b	1.27	1.58	0.050	0.062
c	0.15	0.31	0.006	0.012
D	2.29	2.83	0.090	0.111
E	4.95	5.33	0.195	0.210
E1	4.06	4.60	0.160	0.181
L	0.90	1.41	0.035	0.056

## SUGGESTED PAD LAYOUT



Symbol	Unit (mm)	Unit (inch)
A	1.68	0.066
B	1.52	0.060
C	3.93	0.155
D	2.41	0.095
E	5.45	0.215

## MARKING DIAGRAM



P/N = Marking Code  
G = Green Compound  
YW = Date Code  
F = Factory Code

## **Notice**

Specifications of the products displayed herein are subject to change without notice. TSC or anyone on its behalf, assumes no responsibility or liability for any errors or inaccuracies.

Purchasers are solely responsible for the choice, selection, and use of TSC products and TSC assumes no liability for application assistance or the design of Purchasers' products.

Information contained herein is intended to provide a product description only. No license, express or implied, to any intellectual property rights is granted by this document. Except as provided in TSC's terms and conditions of sale for such products, TSC assumes no liability whatsoever, and disclaims any express or implied warranty, relating to sale and/or use of TSC products including liability or warranties relating to fitness for a particular purpose, merchantability, or infringement of any patent, copyright, or other intellectual property right.

The products shown herein are not designed for use in medical, life-saving, or life-sustaining applications. Customers using or selling these products for use in such applications do so at their own risk and agree to fully indemnify TSC for any damages resulting from such improper use or sale.

# Mouser Electronics

Authorized Distributor

Click to View Pricing, Inventory, Delivery & Lifecycle Information:

Taiwan Semiconductor:

[TSSA3U45](#) [TSSA3U45 E2](#) [TSSA3U45 M2G](#)