


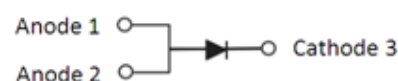
15A, 45V Trench Schottky Rectifier

FEATURES

- Patented Trench Schottky technology
- Excellent high temperature stability
- Low forward voltage
- Low power loss/ high efficiency
- High forward surge capability
- Ideal for automated placement
- Compliant to RoHS Directive 2011/65/EU and in accordance to WEEE 2002/96/EC
- Halogen-free according to IEC 61249-2-21



SMPC4.0



TYPICAL APPLICATIONS

Trench Schottky barrier rectifier is designed for high frequency switched mode power supplies such as adapters, lighting, and DC/DC converters.

MECHANICAL DATA

Case: SMPC4.0

Molding compound, UL flammability classification rating 94V-0

Moisture sensitivity level: level 1, per J-STD-020

Packing code with suffix "G" means green compound (halogen-free)

Terminal: Matte tin plated leads, solderable per JESD22-B102

Meet JESD 201 class 2 whisker test

Polarity: Indicated by cathode band

Weight: 95mg (approximately)

MAXIMUM RATINGS AND ELECTRICAL CHARACTERISTICS (T _A = 25°C unless otherwise noted)							
PARAMETER			SYMBOL	TSPB15U45S			UNIT
Marking code				B15U45			
Maximum repetitive peak reverse voltage			V _{RRM}	45			V
Maximum average forward rectified current			I _{F(AV)}	15			A
Peak forward surge current, 8.3 ms single half sine-wave superimposed on rated load			I _{FSM}	200			A
			V _F	MIN.	TYP.	MAX.	
Instantaneous forward voltage (Note 1)	I _F = 15A	T _J = 25°C		-	0.48	0.56	V
		T _J = 125°C		-	0.39	0.45	
Instantaneous reverse current at rated reverse voltage		T _J = 25°C	I _R	-	-	300	μA
		T _J = 125°C		-	40	150	mA
Maximum DC reverse voltage			V _{DC}	35			V
Typical thermal resistance			R _{θJL}	8			°C/W
Operating temperature range			T _J	- 55 to +150			°C
Storage temperature range			T _{STG}	- 55 to +150			°C

Note1: Pulse test with pulse width = 300μs, 1% duty cycle

ORDERING INFORMATION				
PART NO.	PACKING CODE	PACKING CODE SUFFIX	PACKAGE	PACKING
TSPB15U45S	S1	G	SMPC4.0	1,500/ 7" Plastic reel
	S2		SMPC4.0	6,000/ 13" Plastic reel

Note: Whole series with green compound

EXAMPLE				
EXAMPLE PART NO.	PART NO.	PACKING CODE	PACKING CODE SUFFIX	DESCRIPTION
TSPB15U45S S1G	TSPB15U45S	S1	G	Green compound

RATINGS AND CHARACTERISTICS CURVES

($T_A = 25^\circ\text{C}$ unless otherwise noted)

FIG.1 FORWARD CURRENT DERATING CURVE

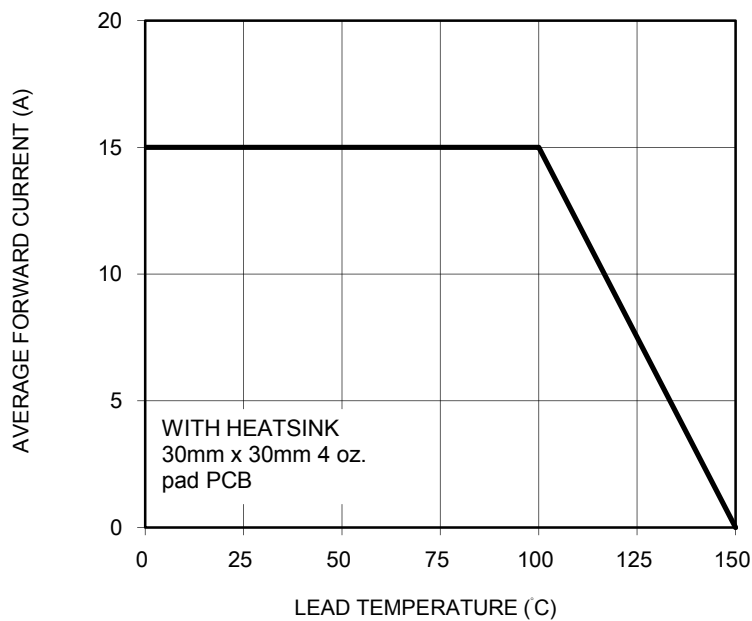


FIG. 2 TYPICAL FORWARD CHARACTERISTICS

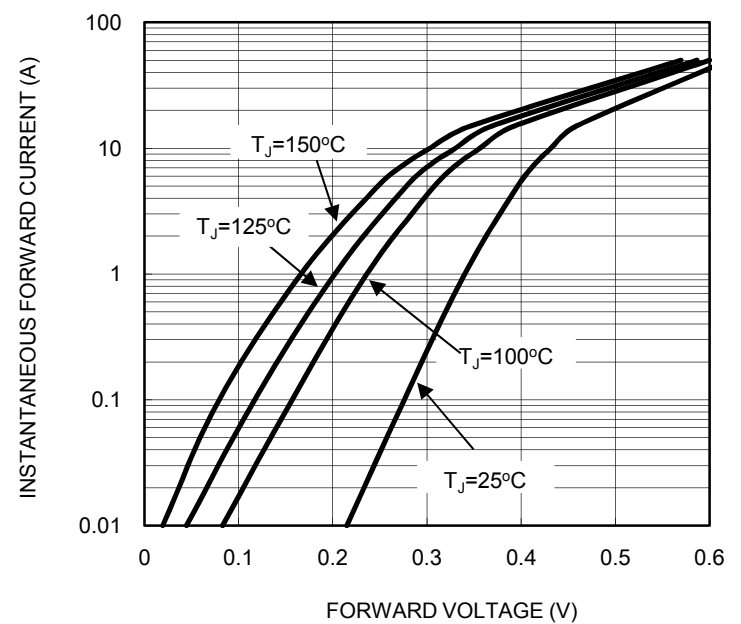


FIG. 3 TYPICAL REVERSE CHARACTERISTICS

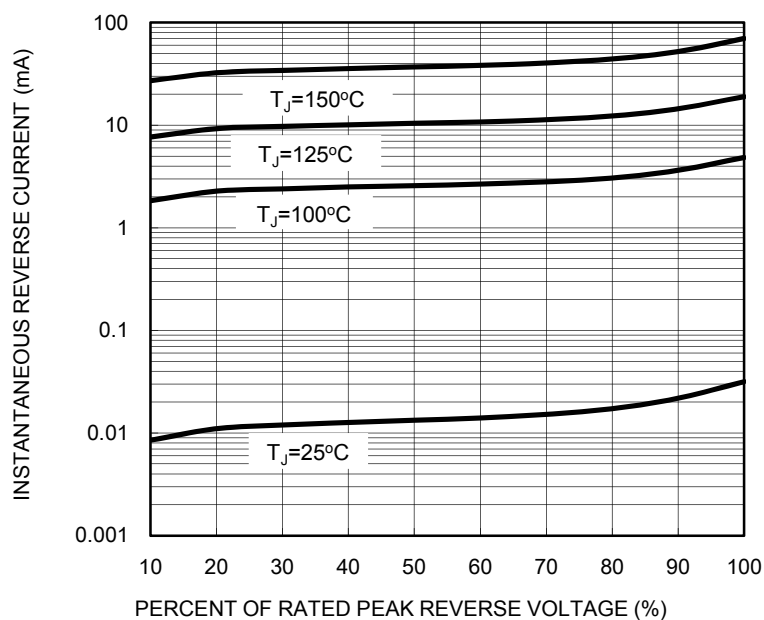
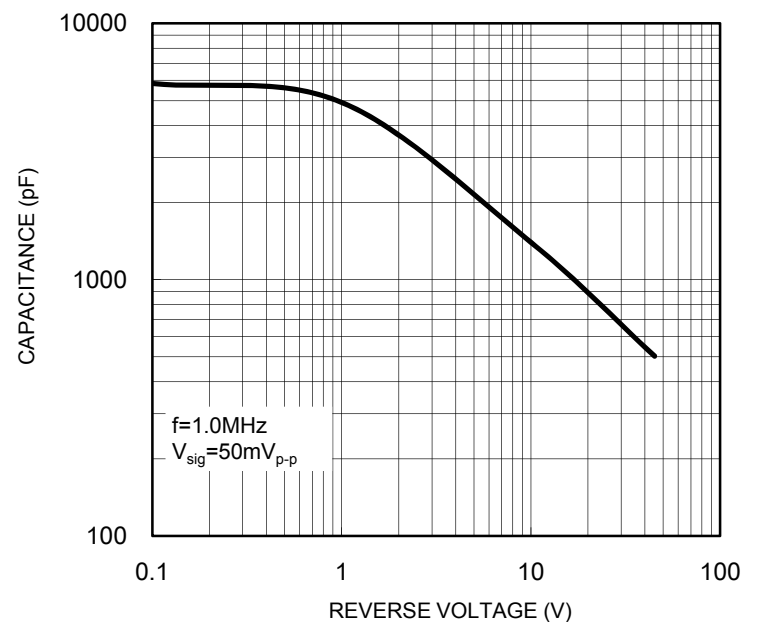
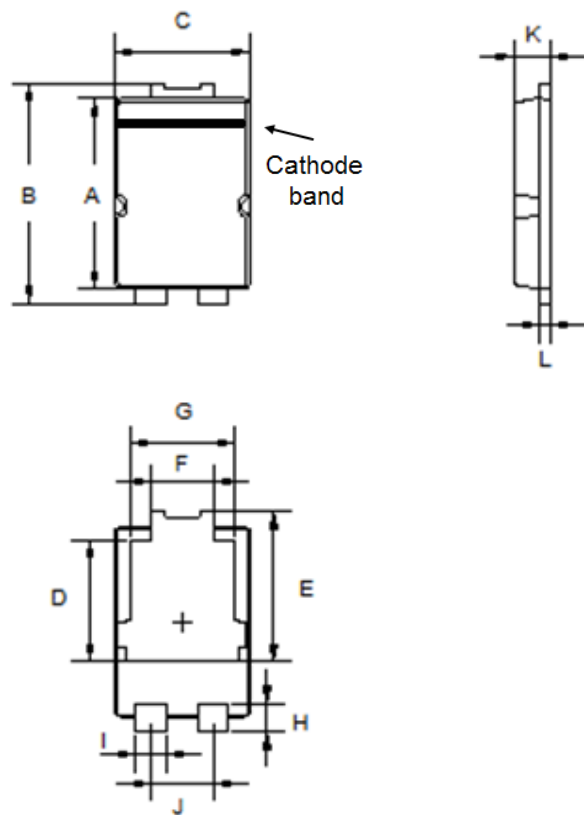


FIG. 4 TYPICAL JUNCTION CAPACITANCE

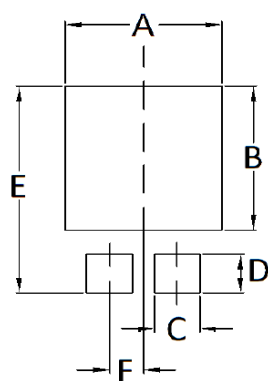


PACKAGE OUTLINE DIMENSIONS
SMPC4.0



DIM.	Unit (mm)		Unit (inch)	
	Min	Max	Min	Max
A	5.55	5.65	0.219	0.222
B	6.35	6.65	0.250	0.262
C	3.95	4.05	0.156	0.159
D	3.40	3.70	0.134	0.146
E	4.25	4.55	0.167	0.179
F	1.69	1.99	0.067	0.078
G	2.95	3.25	0.116	0.128
H	0.70	1.00	0.028	0.039
I	0.75	1.05	0.030	0.041
J	1.69	1.99	0.067	0.078
K	1.00	1.20	0.039	0.047
L	0.20	0.40	0.008	0.016

SUGGESTED PAD LAYOUT



Symbol	Unit (mm)	Unit (inch)
A	4.80	0.189
B	4.72	0.186
C	1.40	0.055
D	1.27	0.050
E	6.80	0.268
F	0.92	0.036

MARKING DIAGRAM



P/N = Marking Code
YW = Date Code
F = Factory Code

Notice

Specifications of the products displayed herein are subject to change without notice. TSC or anyone on its behalf, assumes no responsibility or liability for any errors or inaccuracies.

Information contained herein is intended to provide a product description only. No license, express or implied, to any intellectual property rights is granted by this document. Except as provided in TSC's terms and conditions of sale for such products, TSC assumes no liability whatsoever, and disclaims any express or implied warranty, relating to sale and/or use of TSC products including liability or warranties relating to fitness for a particular purpose, merchantability, or infringement of any patent, copyright, or other intellectual property right.

The products shown herein are not designed for use in medical, life-saving, or life-sustaining applications. Customers using or selling these products for use in such applications do so at their own risk and agree to fully indemnify TSC for any damages resulting from such improper use or sale.

Mouser Electronics

Authorized Distributor

Click to View Pricing, Inventory, Delivery & Lifecycle Information:

Taiwan Semiconductor:

[TSPB15U45S](#) [TSPB15U45S S1G](#) [TSPB15U45S S2G](#)