

6A, 200V - 600V Ultra Fast Surface Mount Rectifier

FEATURES

- Very low profile, typical height of 1.1mm
- Excellent high temperature stability
- Glass passivated chip junction
- Controlled avalanche characteristics
- Low leakage current
- High forward surge capability
- Moisture sensitivity level: level 1, per J-STD-020
- RoHS Compliant
- Halogen-free according to IEC 61249-2-21

APPLICATIONS

- DC to DC converter
- Switching mode converters and inverters
- Freewheeling application

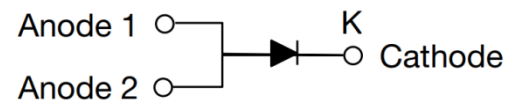
MECHANICAL DATA

- Case: TO-277A (SMPC)
- Molding compound meets UL 94V-0 flammability rating
- Terminal: Matte tin plated leads, solderable per J-STD-002
- Meet JESD 201 class 1A whisker test
- Polarity: Indicated by cathode band
- Weight: 0.095g (approximately)

KEY PARAMETERS		
PARAMETER	VALUE	UNIT
I_F	6	A
V_{RRM}	200 - 600	V
I_{FSM}	80	A
$T_{J\ MAX}$	175	°C
Package	TO-277A (SMPC)	
Configuration	Single die	



TO-277A (SMPC)



ABSOLUTE MAXIMUM RATINGS ($T_A = 25^\circ\text{C}$ unless otherwise noted)				
PARAMETER	SYMBOL	TPUH6D	TPUH6J	UNIT
Marking code on the device		UH6D	UH6J	
Repetitive peak reverse voltage	V_{RRM}	200	600	V
Reverse voltage, total rms value	$V_{R(RMS)}$	140	420	V
Forward current	I_F	6		A
Surge peak forward current, 8.3ms single half sine wave superimposed on rated load	I_{FSM}	80		A
Junction temperature	T_J	-55 to +175		°C
Storage temperature	T_{STG}	-55 to +175		°C

THERMAL PERFORMANCE

PARAMETER	SYMBOL	TYP	UNIT
Junction-to-lead thermal resistance ⁽¹⁾	$R_{\theta JL}$	12	°C/W
Junction-to-ambient thermal resistance ⁽²⁾	$R_{\theta JA}$	80	°C/W

Notes:

1. Mounted on FR4 PCB with 16mm x 16mm Cu pad area
2. Free air, mounted on recommended pad

ELECTRICAL SPECIFICATIONS ($T_A = 25^\circ\text{C}$ unless otherwise noted)

PARAMETER		CONDITIONS	SYMBOL	TYP	MAX	UNIT
Forward voltage ⁽¹⁾	TPUH6D	I _F = 3A, T _J = 25°C	V _F	0.80	-	V
	TPUH6J			1.98	-	V
	TPUH6D	I _F = 6A, T _J = 25°C		0.87	1.05	V
	TPUH6J			2.45	3.00	V
	TPUH6D	I _F = 3A, T _J = 125°C		0.65	-	V
	TPUH6J			1.23	-	V
	TPUH6D	I _F = 6A, T _J = 125°C		0.73	0.90	V
	TPUH6J			1.59	1.80	V
Reverse current @ rated V _R ⁽²⁾		T _J = 25°C	I _R	-	10	μA
		T _J = 125°C		-	200	μA
Junction capacitance		1MHz, V _R = 4.0V	C _J	50	-	pF
Reverse recovery time		I _F = 0.5A, I _R = 1.0A I _{rr} = 0.25A	t _{rr}	-	25	ns
		I _F = 1A, di/dt = -50A/μs V _R = 30V	t _{rr}	-	45	ns

Notes:

1. Pulse test with $PW = 0.3\text{ms}$
2. Pulse test with $PW = 30\text{ms}$

ORDERING INFORMATION

ORDERING CODE ⁽¹⁾	PACKAGE	PACKING
TPUH6x	TO-277A (SMPC)	6,000 / Tape & Reel

Notes:

1. "x" defines voltage from 200V(TPUH6D) to 600V(TPUH6J)

CHARACTERISTICS CURVES

($T_A = 25^\circ\text{C}$ unless otherwise noted)

Fig.1 Forward Current Derating Curve

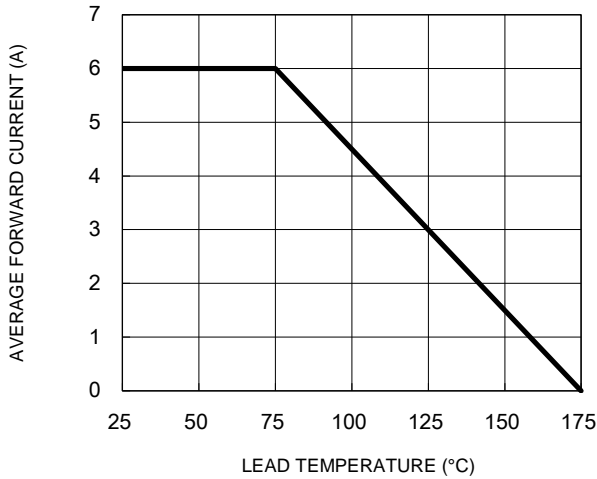


Fig.2 Typical Junction Capacitance

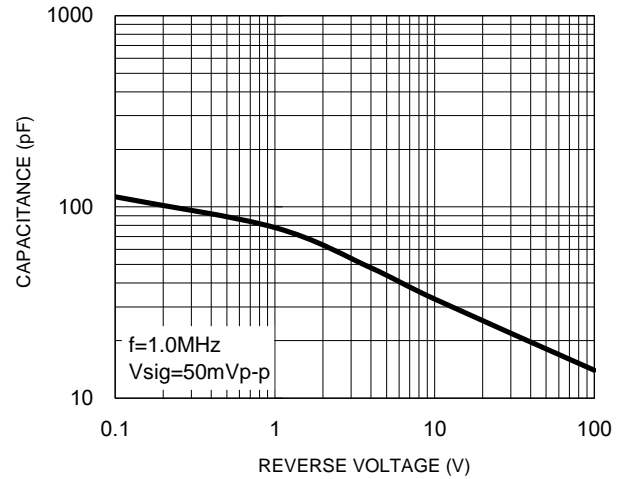


Fig.3 Typical Reverse Characteristics

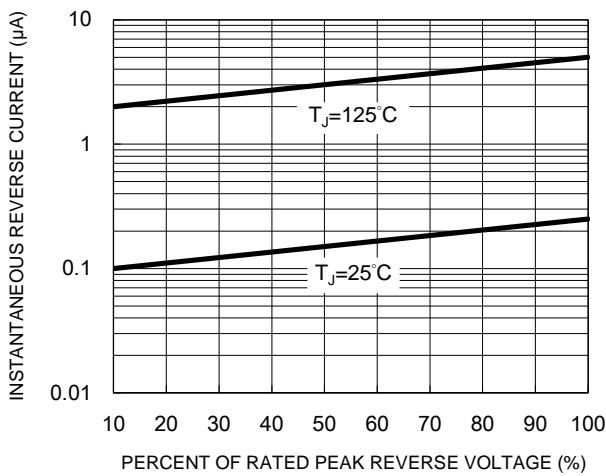


Fig.4 Typical Forward Characteristics

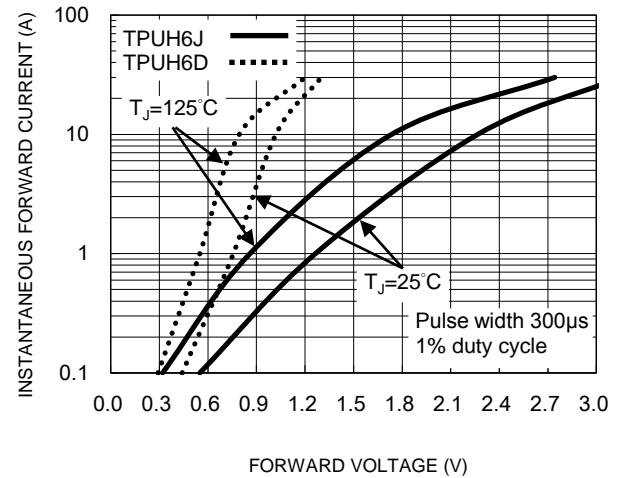
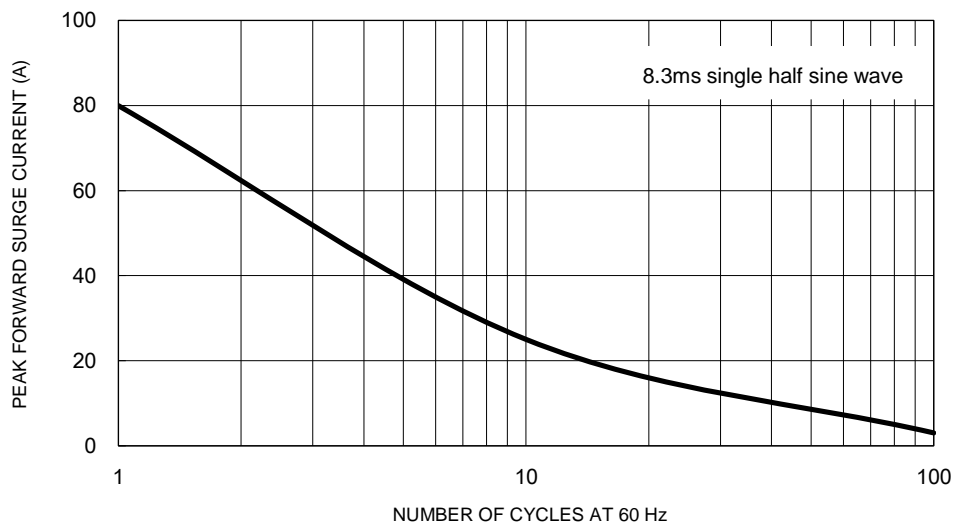


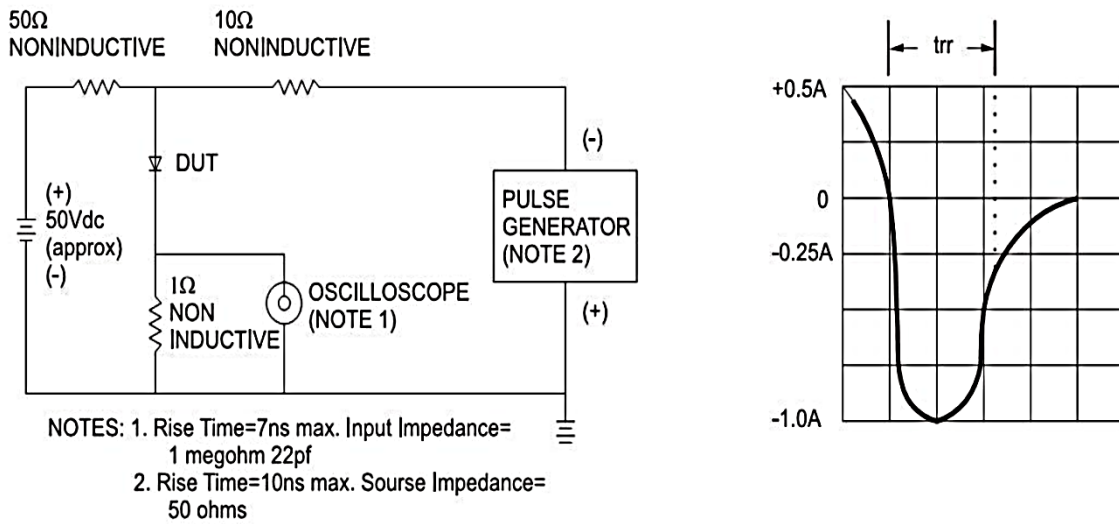
Fig.5 Maximum Non-Repetitive Forward Surge Current



CHARACTERISTICS CURVES

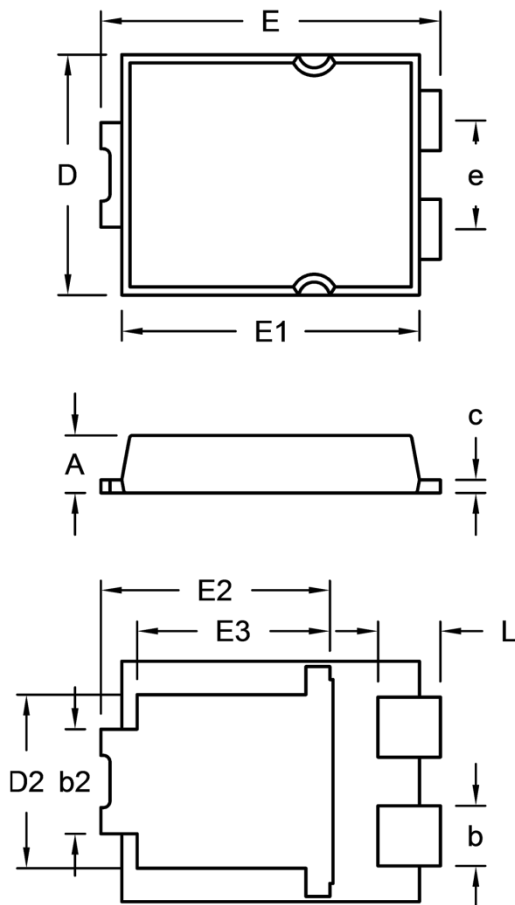
($T_A = 25^\circ\text{C}$ unless otherwise noted)

Fig.6 Reverse Recovery Time Characteristic and Test Circuit Diagram



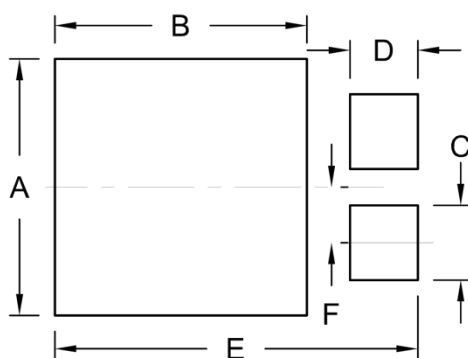
PACKAGE OUTLINE DIMENSIONS

TO-277A (SMPC)



DIM.	Unit (mm)		Unit (inch)	
	Min.	Max.	Min.	Max.
A	1.000	1.200	0.039	0.047
b	1.000	1.300	0.039	0.051
b2	1.850	2.150	0.073	0.085
c	0.175	0.325	0.007	0.013
D	4.550	4.650	0.179	0.183
D2	3.170	3.470	0.125	0.137
E	6.350	6.650	0.250	0.262
E1	5.650	5.750	0.222	0.226
E2	4.235	4.535	0.167	0.179
E3	3.540	3.840	0.139	0.151
e	1.930	2.230	0.076	0.088
L	1.043	1.343	0.041	0.053

SUGGESTED PAD LAYOUT



Symbol	Unit (mm)	Unit (inch)
A	4.80	0.189
B	4.72	0.186
C	1.40	0.055
D	1.27	0.050
E	6.80	0.268
F	1.04	0.041

MARKING DIAGRAM



P/N = Marking Code
 YW = Date Code
 F = Factory Code

Notice

Specifications of the products displayed herein are subject to change without notice. TSC or anyone on its behalf assumes no responsibility or liability for any errors or inaccuracies.

Purchasers are solely responsible for the choice, selection, and use of TSC products and TSC assumes no liability for application assistance or the design of Purchasers' products.

Information contained herein is intended to provide a product description only. No license, express or implied, to any intellectual property rights is granted by this document. Except as provided in TSC's terms and conditions of sale for such products, TSC assumes no liability whatsoever, and disclaims any express or implied warranty, relating to sale and/or use of TSC products including liability or warranties relating to fitness for a particular purpose, merchantability, or infringement of any patent, copyright, or other intellectual property right.

The products shown herein are not designed for use in medical, life-saving, or life-sustaining applications. Customers using or selling these products for use in such applications do so at their own risk and agree to fully indemnify TSC for any damages resulting from such improper use or sale.

Mouser Electronics

Authorized Distributor

Click to View Pricing, Inventory, Delivery & Lifecycle Information:

Taiwan Semiconductor:

[TPUH6D](#) [TPUH6J](#)