

3A, 20V - 200V Surface Mount Schottky Barrier Rectifier

FEATURES

- Low power loss, high efficiency
- Ideal for automated placement
- Guard ring for over-voltage protection
- High surge current capability
- Compliant to RoHS Directive 2011/65/EU and in accordance to WEEE 2002/96/EC
- Halogen-free according to IEC 61249-2-21

KEY PARAMETERS		
PARAMETER	VALUE	UNIT
$I_{F(AV)}$	3	A
V_{RRM}	20 - 200	V
Package	DO-214AB (SMC)	
Configuration	Single die	

APPLICATIONS

- Switching mode power supply (SMPS)
- Adapters
- Lighting application
- Converter



MECHANICAL DATA

- Case: DO-214AB (SMC)
- Molding compound meets UL 94V-0 flammability rating
- Part no. with suffix "H" means AEC-Q101 qualified
- Packing code with suffix "G" means green compound (halogen-free)
- Moisture sensitivity level: level 1, per J-STD-020
- Terminal: Matte tin plated leads, solderable per J-STD-002
- Meet JESD 201 class 2 whisker test
- Polarity: As marked
- Weight: 0.21 g (approximately)



DO-214AB (SMC)

ABSOLUTE MAXIMUM RATINGS ($T_A = 25^\circ\text{C}$ unless otherwise noted)											
PARAMETER	SYMBOL	SS 32	SS 33	SS 34	SS 35	SS 36	SS 39	SS 310	SS 315	SS 320	UNIT
Marking code on the device		SS 32	SS 33	SS 34	SS 35	SS 36	SS 39	SS 310	SS 315	SS 320	
Repetitive peak reverse voltage	V_{RRM}	20	30	40	50	60	90	100	150	200	V
Reverse voltage, total rms value	$V_{R(RMS)}$	14	21	28	35	42	63	70	105	140	V
Maximum DC blocking voltage	V_{DC}	20	30	40	50	60	90	100	150	200	V
Forward current	$I_{F(AV)}$	3									A
Surge peak forward current, 8.3 ms single half sine-wave superimposed on rated load per diode	I_{FSM}	100				75					A
Critical rate of rise of off-state voltage	dV/dt	10,000									V/ μs
Junction temperature	T_J	- 55 to +125				- 55 to +150					$^\circ\text{C}$
Storage temperature	T_{STG}	- 55 to +150									$^\circ\text{C}$

THERMAL PERFORMANCE			
PARAMETER	SYMBOL	TYP	UNIT
Junction-to-lead thermal resistance per diode	$R_{\theta JL}$	17	°C/W
Junction-to-ambient thermal resistance per diode	$R_{\theta JA}$	55	°C/W

ELECTRICAL SPECIFICATIONS ($T_A = 25^\circ\text{C}$ unless otherwise noted)						
PARAMETER		CONDITIONS	SYMBOL	TYP.	MAX.	UNIT
Forward voltage per diode ⁽¹⁾	SS32 SS33 SS34	$I_F = 3\text{A}, T_J = 25^\circ\text{C}$	V_F	-	0.50	V
	SS35 SS36			-	0.75	V
	SS39 SS310			-	0.85	V
	SS315 SS320			-	0.95	V
Forward voltage per diode ⁽¹⁾	SS32 SS33 SS34	$I_F = 3\text{A}, T_J = 100^\circ\text{C}$	V_F	-	0.40	V
	SS35 SS36			-	0.65	V
	SS39 SS310			-	0.70	V
	SS315 SS320			-	0.80	V
Reverse current @ rated V_R per diode ⁽²⁾	SS32 SS33 SS34 SS35 SS36	$T_J = 25^\circ\text{C}$	I_R	-	0.5	mA
	SS39 SS310 SS315 SS320			-	0.1	mA
Reverse current @ rated V_R per diode ⁽²⁾	SS32 SS33 SS34	$T_J = 100^\circ\text{C}$	I_R	-	10	mA
	SS35 SS36			-	5	mA
	SS39 SS310 SS315 SS320			-	-	mA
Reverse current @ rated V_R per diode ⁽²⁾	SS32 SS33 SS34	$T_J = 125^\circ\text{C}$	I_R	-	-	mA
	SS35 SS36			-	-	mA
	SS39 SS310 SS315 SS320			-	0.5	mA

Notes:

1. Pulse test with $PW=0.3\text{ ms}$
2. Pulse test with $PW=30\text{ ms}$

ORDERING INFORMATION

PART NO.	PART NO. SUFFIX	PACKING CODE	PACKING CODE SUFFIX	PACKAGE	PACKING
SS3xx (Note 1,2)	H	R7	G	SMC	850 / 7" Plastic reel
		R6		SMC	3,000 / 13" Paper reel
		M6		SMC	3,000 / 13" Plastic reel
		V7		Matrix SMC	850 / 7" Plastic reel
		V6		Matrix SMC	3,000 / 13" Plastic reel

Note :

1. "xx" defines voltage from 20V (SS32) to 200V (SS320)
2. Only V6 and V7 are all green compound (halogen free)

EXAMPLE

EXAMPLE P/N	PART NO.	PART NO. SUFFIX	PACKING CODE	PACKING CODE SUFFIX	DESCRIPTION
SS32HR7G	SS32	H	R7	G	AEC-Q101 qualified Green compound

CHARACTERISTICS CURVES

($T_A = 25^\circ\text{C}$ unless otherwise noted)

Fig.1 Forward Current Derating Curve

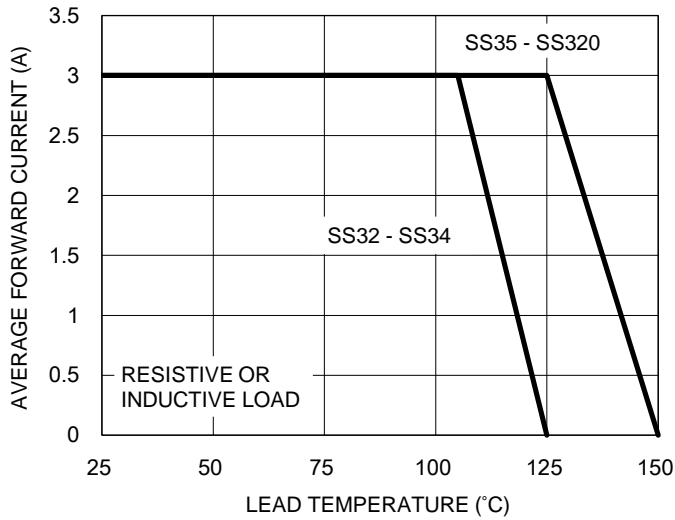


Fig.2 Typical Junction Capacitance

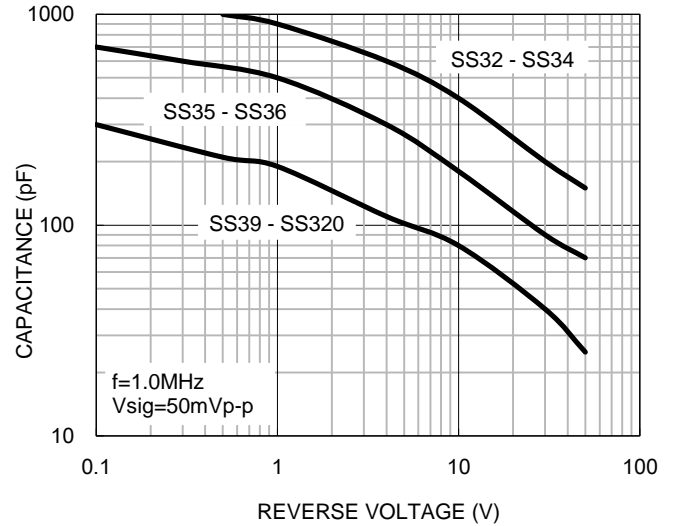


Fig.3 Typical Reverse Characteristics

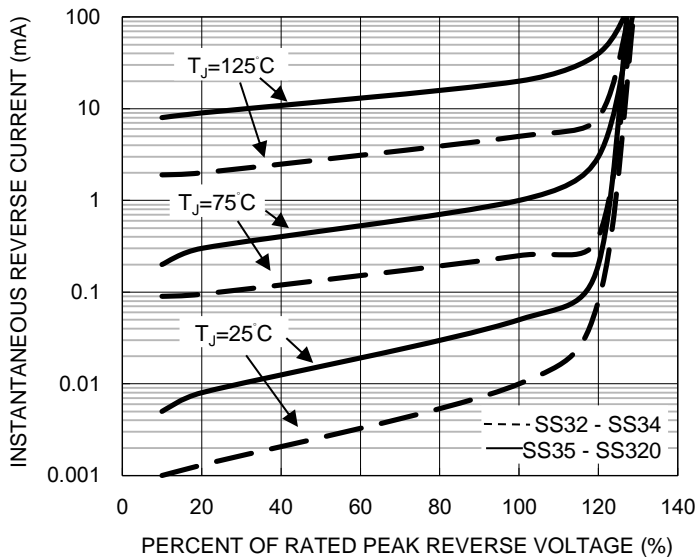
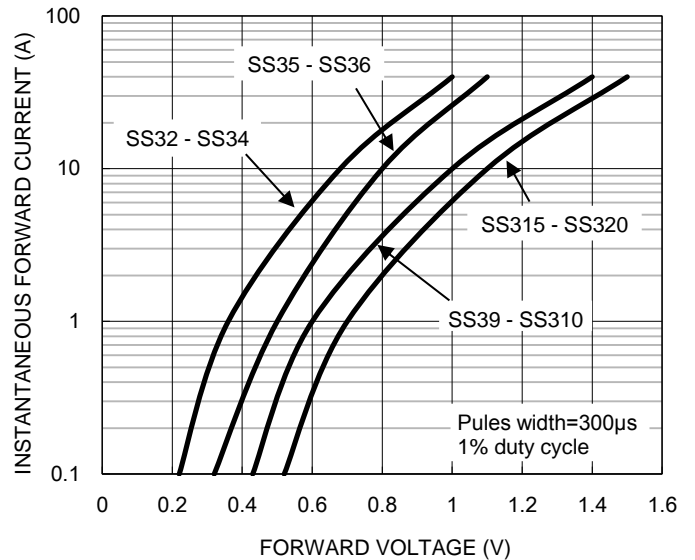


Fig.4 Typical Forward Characteristics



CHARACTERISTICS CURVES

($T_A = 25^\circ\text{C}$ unless otherwise noted)

Fig.5 Maximum Non-repetitive Forward Surge Current

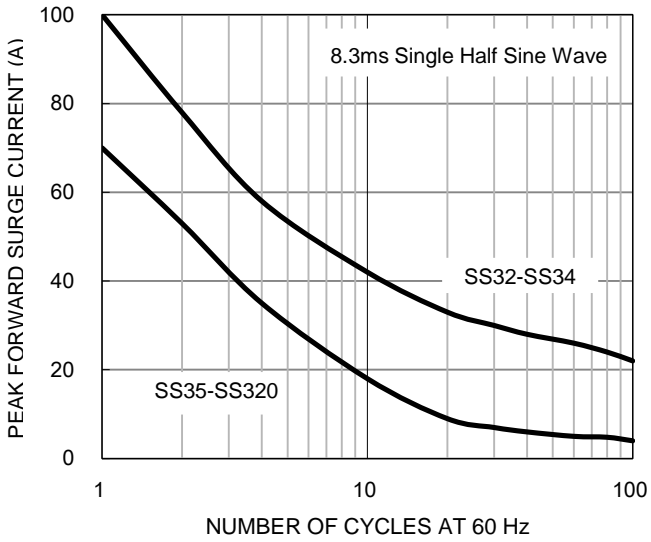
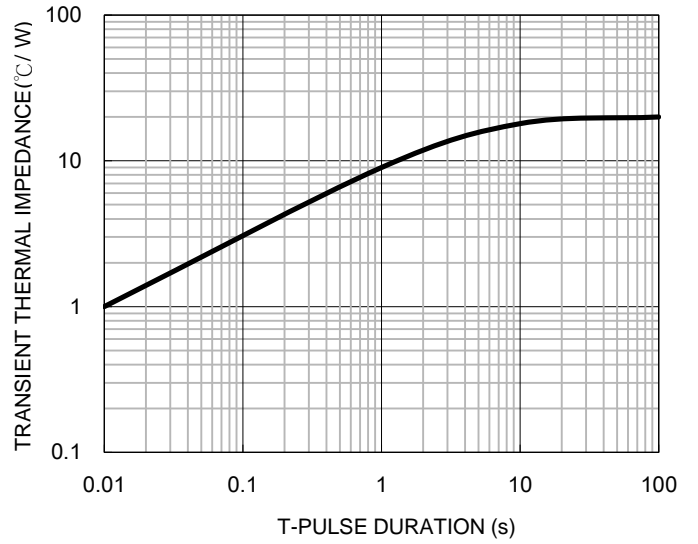


Fig.6 Typical Transient Thermal Characteristics



PACKAGE OUTLINE DIMENSIONS

DO-214AB (SMC)



DIM.	Unit (mm)		Unit (inch)	
	Min.	Max.	Min.	Max.
A	2.90	3.20	0.114	0.126
B	6.60	7.11	0.260	0.280
C	5.59	6.22	0.220	0.245
D	2.00	2.62	0.079	0.103
E	1.00	1.60	0.039	0.063
F	7.75	8.13	0.305	0.320
G	0.10	0.20	0.004	0.008
H	0.15	0.31	0.006	0.012

SUGGESTED PAD LAYOUT



Symbol	Unit (mm)	Unit (inch)
A	3.30	0.130
B	2.50	0.098
C	6.80	0.268
D	4.40	0.173
E	9.40	0.370

MARKING DIAGRAM

Matrix SMC

SMC



- P/N =Marking Code
- G =Green Compound
- YW =Date Code
- F =Factory Code

Notice

Specifications of the products displayed herein are subject to change without notice. TSC or anyone on its behalf, assumes no responsibility or liability for any errors or inaccuracies.

Information contained herein is intended to provide a product description only. No license, express or implied, to any intellectual property rights is granted by this document. Except as provided in TSC's terms and conditions of sale for such products, TSC assumes no liability whatsoever, and disclaims any express or implied warranty, relating to sale and/or use of TSC products including liability or warranties relating to fitness for a particular purpose, merchantability, or infringement of any patent, copyright, or other intellectual property right.

The products shown herein are not designed for use in medical, life-saving, or life-sustaining applications. Customers using or selling these products for use in such applications do so at their own risk and agree to fully indemnify TSC for any damages resulting from such improper use or sale.

Mouser Electronics

Authorized Distributor

Click to View Pricing, Inventory, Delivery & Lifecycle Information:

Taiwan Semiconductor:

[SS39](#) [SS32](#) [SS320](#) [SS320 R6G](#) [SS315 R6G](#) [SS35 R6](#) [SS310 R6](#) [SS39 R6](#) [SS315 R6](#) [SS320 R7](#) [SS33 R6](#)
[SS320 R6](#) [SS320 V6G](#) [SS320 V7G](#) [SS33 V6G](#) [SS33 V7G](#) [SS34 V6G](#) [SS34 V7G](#) [SS35 V6G](#) [SS35 V7G](#) [SS39](#)
[V6G](#) [SS39 V7G](#) [SS310 V6G](#) [SS310 V7G](#) [SS315 V6G](#) [SS315 V7G](#) [SS32 V6G](#) [SS32 V7G](#) [SS36 V6G](#) [SS36 V7G](#)
[SS310H](#) [SS315H](#) [SS320H](#) [SS33H](#) [SS34H](#) [SS36H](#)