

400W, 5V - 188V Surface Mount Transient Voltage Suppressor

FEATURES

- AEC-Q101 qualified
- Ideal for automated placement
- Glass passivated chip junction
- Excellent clamping capability
- Fast response time: Typically less than 1.0ps from 0 V to BV min
- Typical I_R less than 1 μ A above 10V
- 400W peak pulse power capability with a 10/1000 μ s waveform (300W above 78V)
- Meets ISO 7637-2 (Pulse 1/2a/2b/3a/3b)
- Moisture sensitivity level: level 1, per J-STD-020
- RoHS Compliant
- Halogen-free according to IEC 61249-2-21

KEY PARAMETERS		
PARAMETER	VALUE	UNIT
V_{WM}	5 - 188	V
V_{BR}	6.4 - 255	V
P_{PPM} $t_p = 10/1000\mu s$ waveform	400	W
T_{JMAX}	150	°C
Package	DO-214AC (SMA)	
Configuration	Single die	



APPLICATIONS

- Switching mode power supply (SMPS)
- Adapters
- Lighting application
- On-board DC/DC converter



DO-214AC (SMA)

MECHANICAL DATA

- Case: DO-214AC (SMA)
- Molding compound meets UL 94V-0 flammability rating
- Terminal: Matte tin plated leads, solderable per J-STD-002
- Meet JESD 201 class 2 whisker test
- Polarity: As marked
- Weight: 0.060g (approximately)

ABSOLUTE MAXIMUM RATINGS ($T_A = 25^\circ\text{C}$ unless otherwise noted)

PARAMETER	SYMBOL	VALUE	UNIT
Peak power dissipation at $T_A = 25^\circ\text{C}$, $t_p = 1\text{ms}$ (Note 1)	P_{PK}	400	W
Steady state power dissipation	P_D	1	W
Peak forward surge current, 8.3ms single half sine-wave superimposed on rated load	I_{FSM}	40	A
Maximum instantaneous forward voltage at 25A for unidirectional only	V_F	3.5	V
Operating junction temperature range	T_J	-55 to +150	°C
Storage temperature range	T_{STG}	-55 to +150	°C

Notes:

1. Non-repetitive current pulse per Fig.5 and derated above $T_A = 25^\circ\text{C}$ per Fig.2

Devices for Bipolar Applications

1. For bidirectional use CH or CAH suffix for types SMAJ5.0H - Types SMAJ188H
2. Electrical characteristics apply in both directions

ELECTRICAL SPECIFICATIONS ($T_A = 25^\circ\text{C}$ unless otherwise noted)

Part number	Marking code	Breakdown voltage $V_{BR}@I_T^{(1)}$ (V)		Test current I_T (mA)	Working stand-off voltage V_{WM} (V)	Maximum reverse leakage current $I_R@V_{WM}^{(1)}$ (μA)	Maximum peak impulse current $I_{PPM}(\text{A})^{(2)}$	Maximum clamping voltage $V_C@I_{PPM}(\text{V})^{(2)}$
		Min	Max					
SMAJ5.0H	AD	6.4	7.30	10	5	800	41.7	9.6
SMAJ5.0AH	AE	6.4	7.00	10	5	800	43.5	9.2
SMAJ6.0H	AF	6.67	8.15	10	6	800	35.1	11.4
SMAJ6.0AH	AG	6.67	7.37	10	6	800	38.8	10.3
SMAJ6.5H	AH	7.22	8.82	10	6.5	500	32.5	12.3
SMAJ6.5AH	AK	7.22	7.98	10	6.5	500	35.7	11.2
SMAJ7.0H	AL	7.78	9.51	10	7	200	30.1	13.3
SMAJ7.0AH	AM	7.78	8.60	10	7	200	33.3	12.0
SMAJ7.5H	AN	8.33	10.30	1	7.5	100	28.0	14.3
SMAJ7.5AH	AP	8.33	9.21	1	7.5	100	31.0	12.9
SMAJ8.0H	AQ	8.89	10.90	1	8	50	26.7	15.0
SMAJ8.0AH	AR	8.89	9.83	1	8	50	29.4	13.6
SMAJ8.5H	AS	9.44	11.50	1	8.5	10	25.2	15.9
SMAJ8.5AH	AT	9.44	10.40	1	8.5	10	27.8	14.4
SMAJ9.0H	AU	10.0	12.20	1	9	5	23.7	16.9
SMAJ9.0AH	AV	10.0	11.10	1	9	5	26.0	15.4
SMAJ10H	AW	11.1	13.60	1	10	5	21.3	18.8
SMAJ10AH	AX	11.1	12.30	1	10	5	23.5	17.0
SMAJ11H	AY	12.2	14.90	1	11	1	19.9	20.1
SMAJ11AH	AZ	12.2	13.50	1	11	1	22.0	18.2
SMAJ12H	BD	13.3	16.30	1	12	1	18.2	22.0
SMAJ12AH	BE	13.3	14.70	1	12	1	20.1	19.9
SMAJ13H	BF	14.4	17.60	1	13	1	16.8	23.8
SMAJ13AH	BG	14.4	15.90	1	13	1	18.6	21.5
SMAJ14H	BH	15.6	19.10	1	14	1	15.5	25.8
SMAJ14AH	BK	15.6	17.20	1	14	1	17.2	23.2
SMAJ15H	BL	16.7	20.40	1	15	1	14.9	26.9
SMAJ15AH	BM	16.7	18.50	1	15	1	16.4	24.4
SMAJ16H	BN	17.8	21.80	1	16	1	13.9	28.8
SMAJ16AH	BP	17.8	19.70	1	16	1	15.4	26.0
SMAJ17H	BQ	18.9	23.10	1	17	1	13.1	30.5
SMAJ17AH	BR	18.9	20.90	1	17	1	14.5	27.6
SMAJ18H	BS	20.0	24.40	1	18	1	12.4	32.2
SMAJ18AH	BT	20.0	22.10	1	18	1	13.7	29.2
SMAJ20H	BU	22.2	27.10	1	20	1	11.2	35.8
SMAJ20AH	BV	22.2	24.50	1	20	1	12.3	32.4
SMAJ22H	BW	24.4	29.80	1	22	1	10.2	39.4
SMAJ22AH	BX	24.4	26.90	1	22	1	11.3	35.5
SMAJ24H	BY	26.7	32.60	1	24	1	9.3	43.0
SMAJ24AH	BZ	26.7	29.50	1	24	1	10.3	38.9
SMAJ26H	CD	28.9	35.30	1	26	1	8.6	46.6
SMAJ26AH	CE	28.9	31.90	1	26	1	9.5	42.1
SMAJ28H	CF	31.1	38.00	1	28	1	8.0	50.0
SMAJ28AH	CG	31.1	34.40	1	28	1	8.8	45.4
SMAJ30H	CH	33.3	40.7	1	30	1	7.5	53.5
SMAJ30AH	CK	33.3	36.8	1	30	1	8.3	48.4
SMAJ33H	CL	36.7	44.9	1	33	1	6.8	59.0
SMAJ33AH	CM	36.7	40.6	1	33	1	7.5	53.3

ELECTRICAL SPECIFICATIONS ($T_A = 25^\circ\text{C}$ unless otherwise noted)

Part number	Marking code	Breakdown voltage $V_{BR}@I_T^{(1)}$ (V)		Test current I_T (mA)	Working stand-off voltage V_{WM} (V)	Maximum reverse leakage current $I_R@V_{WM}^{(1)}$ (μA)	Maximum peak impulse current I_{PPM} (A) ⁽²⁾	Maximum clamping voltage $V_C@I_{PPM}$ (V) ⁽²⁾
		Min	Max					
SMAJ36H	CN	40.0	48.9	1	36	1	6.2	64.3
SMAJ36AH	CP	40.0	44.2	1	36	1	6.9	58.1
SMAJ40H	CQ	44.4	54.3	1	40	1	5.6	71.4
SMAJ40AH	CR	44.4	49.1	1	40	1	6.2	64.5
SMAJ43H	CS	47.8	58.4	1	43	1	5.2	76.7
SMAJ43AH	CT	47.8	52.8	1	43	1	5.8	69.4
SMAJ45H	CU	50.0	61.1	1	45	1	5.0	80.3
SMAJ45AH	CV	50.0	55.3	1	45	1	5.5	72.7
SMAJ48H	CW	53.3	65.1	1	48	1	4.7	85.5
SMAJ48AH	CX	53.3	58.9	1	48	1	5.2	77.4
SMAJ51H	CY	56.7	69.3	1	51	1	4.4	91.1
SMAJ51AH	CZ	56.7	62.7	1	51	1	4.9	82.4
SMAJ54H	RD	60.0	73.3	1	54	1	4.2	96.3
SMAJ54AH	RE	60.0	66.3	1	54	1	4.6	87.1
SMAJ58H	RF	64.4	78.7	1	58	1	3.9	103
SMAJ58AH	RG	64.4	71.2	1	58	1	4.3	93.6
SMAJ60H	RH	66.7	81.5	1	60	1	3.7	107
SMAJ60AH	RK	66.7	73.7	1	60	1	4.1	96.8
SMAJ64H	RL	71.1	86.9	1	64	1	3.5	114
SMAJ64AH	RM	71.1	78.6	1	64	1	3.9	103
SMAJ70H	RN	77.8	95.1	1	70	1	3.2	125
SMAJ70AH	RP	77.8	86	1	70	1	3.5	113
SMAJ75H	RQ	83.3	102	1	75	1	3.0	134
SMAJ75AH	RR	83.3	92.1	1	75	1	3.3	121
SMAJ78H	RS	86.7	106	1	78	1	2.9	139
SMAJ78AH	RT	86.7	95.8	1	78	1	3.2	126
SMAJ85H	RU	94.4	115	1	85	1	2.0	151
SMAJ85AH	RV	94.4	104	1	85	1	2.2	137
SMAJ90H	RW	100	122	1	90	1	1.9	160
SMAJ90AH	RX	100	111	1	90	1	2.1	146
SMAJ100H	RY	111	136	1	100	1	1.7	179
SMAJ100AH	RZ	111	123	1	100	1	1.9	162
SMAJ110H	SD	122	149	1	110	1	1.6	196
SMAJ110AH	SE	122	135	1	110	1	1.7	177
SMAJ120H	SF	133	163	1	120	1	1.4	214
SMAJ120AH	SG	133	147	1	120	1	1.6	193
SMAJ130H	SH	144	176	1	130	1	1.3	231
SMAJ130AH	SK	144	159	1	130	1	1.5	209
SMAJ150H	SL	167	204	1	150	1	1.1	266
SMAJ150AH	SM	167	185	1	150	1	1.3	243
SMAJ160H	SN	178	218	1	160	1	1.0	287
SMAJ160AH	SP	178	197	1	160	1	1.2	259
SMAJ170H	SQ	189	231	1	170	1	1.0	304
SMAJ170AH	SR	189	209	1	170	1	1.1	275
SMAJ188H	ST	209	255	1	188	1	0.9	344
SMAJ188AH	SS	209	231	1	188	1	0.9	328

Notes:

1. Pulse test with $PW = 30\text{ms}$
2. Non-repetitive current pulse, per Fig.5 and derated above $T_A = 25^\circ\text{C}$ per Fig.2
3. Peak pulse power waveform is $10/1000\mu\text{s}$
4. For bi-directional devices having V_R of 10 V and under, the I_R limit is double.

ORDERING INFORMATION

ORDERING CODE ⁽¹⁾	PACKAGE	PACKING
SMAJxH	DO-214AC (SMA)	7,500 / Tape & Reel

Notes:

1. "x" defines voltage from 5.0V(SMAJ5.0H) to 188V(SMAJ188H)

CHARACTERISTICS CURVES

($T_A = 25^\circ\text{C}$ unless otherwise noted)

Fig.1 Peak Pulse Power Rating Curve

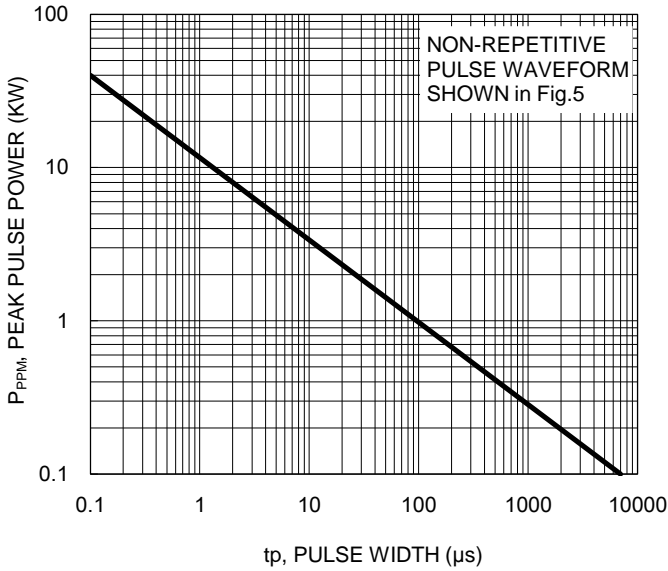


Fig.2 Pulse Derating Curve

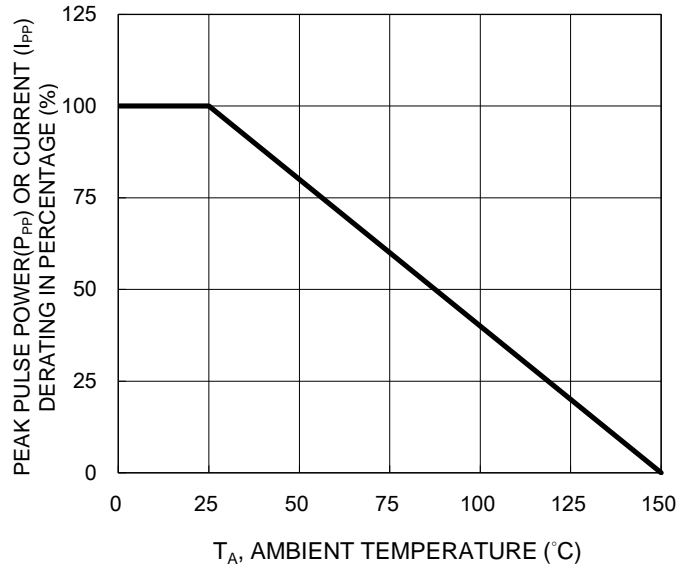


Fig.3 Typical Junction Capacitance

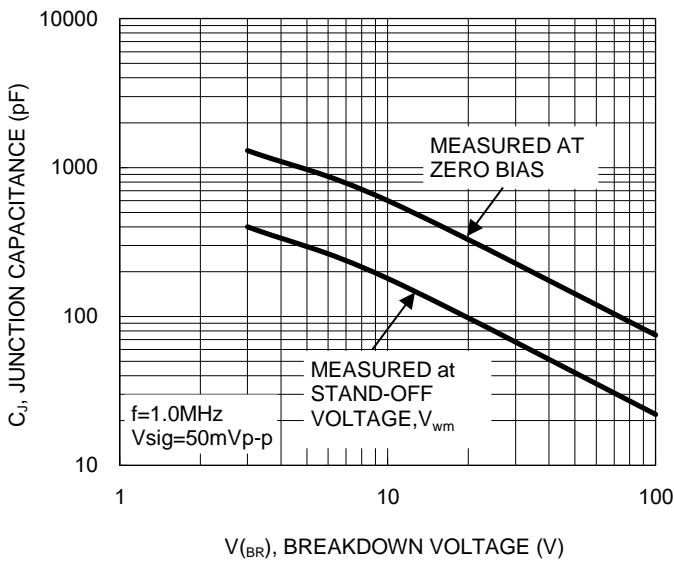
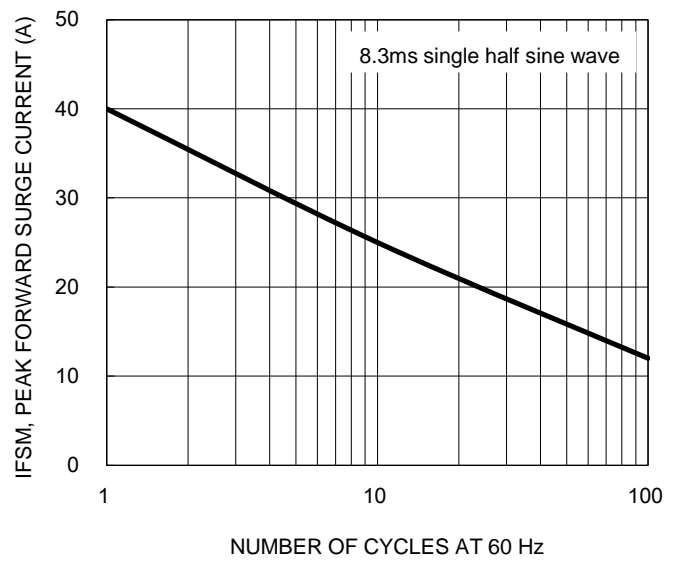


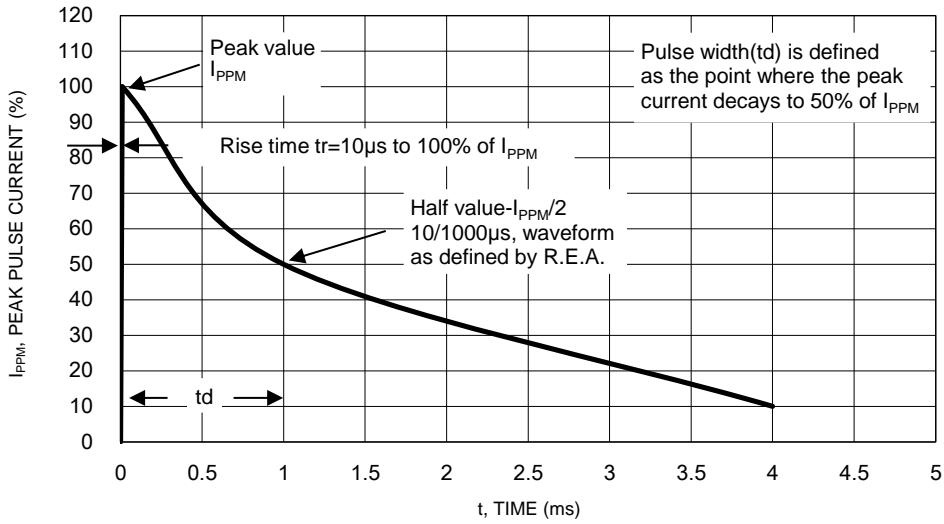
Fig.4 Maximum Non-repetitive Forward Surge Current



CHARACTERISTICS CURVES

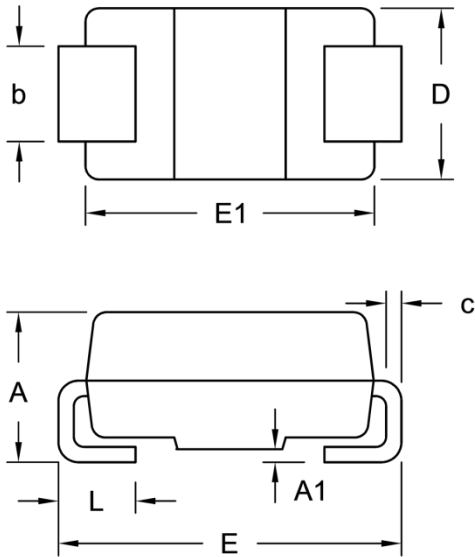
($T_A = 25^\circ\text{C}$ unless otherwise noted)

Fig.5 Clamping Power Pulse Waveform



PACKAGE OUTLINE DIMENSIONS

DO-214AC (SMA)



DIM.	Unit (mm)		Unit (inch)	
	Min.	Max.	Min.	Max.
A	1.99	2.50	0.078	0.098
A1	0.10	0.20	0.004	0.008
b	1.27	1.58	0.050	0.062
c	0.15	0.31	0.006	0.012
D	2.29	2.83	0.090	0.111
E	4.95	5.33	0.195	0.210
E1	4.06	4.60	0.160	0.181
L	0.90	1.41	0.035	0.056

SUGGESTED PAD LAYOUT



Symbol	Unit (mm)	Unit (inch)
A	1.68	0.066
B	1.52	0.060
C	3.93	0.155
D	2.41	0.095
E	5.45	0.215

MARKING DIAGRAM



Cathode band for uni-directional products only

- P/N = Marking Code
- G = Green Compound
- YW = Date Code
- F = Factory Code

Notice

Specifications of the products displayed herein are subject to change without notice. TSC or anyone on its behalf, assumes no responsibility or liability for any errors or inaccuracies.

Purchasers are solely responsible for the choice, selection, and use of TSC products and TSC assumes no liability for application assistance or the design of Purchasers' products.

Information contained herein is intended to provide a product description only. No license, express or implied, to any intellectual property rights is granted by this document. Except as provided in TSC's terms and conditions of sale for such products, TSC assumes no liability whatsoever, and disclaims any express or implied warranty, relating to sale and/or use of TSC products including liability or warranties relating to fitness for a particular purpose, merchantability, or infringement of any patent, copyright, or other intellectual property right.

The products shown herein are not designed for use in medical, life-saving, or life-sustaining applications. Customers using or selling these products for use in such applications do so at their own risk and agree to fully indemnify TSC for any damages resulting from such improper use or sale.

Mouser Electronics

Authorized Distributor

Click to View Pricing, Inventory, Delivery & Lifecycle Information:

Taiwan Semiconductor:

[SMAJ75HR3G](#) [SMAJ75CHR3G](#) [SMAJ100CHM2G](#) [SMAJ100HM2G](#) [SMAJ90CHM2G](#) [SMAJ90HM2G](#)
[SMAJ78HM2G](#) [SMAJ85CHM2G](#) [SMAJ85HM2G](#) [SMAJ70CHM2G](#) [SMAJ70HM2G](#) [SMAJ78CHM2G](#) [SMAJ60HM2G](#)
[SMAJ64CHM2G](#) [SMAJ64HM2G](#) [SMAJ58CHM2G](#) [SMAJ58HM2G](#) [SMAJ60CHM2G](#) [SMAJ51HM2G](#) [SMAJ54CHM2G](#)
[SMAJ54HM2G](#) [SMAJ48CHM2G](#) [SMAJ48HM2G](#) [SMAJ51CHM2G](#) [SMAJ45CHM2G](#) [SMAJ45HM2G](#)
[SMAJ40CHM2G](#) [SMAJ40HM2G](#) [SMAJ43CHM2G](#) [SMAJ43HM2G](#) [SMAJ36CHM2G](#) [SMAJ36HM2G](#) [SMAJ30CHM2G](#)
[SMAJ30HM2G](#) [SMAJ33CHM2G](#) [SMAJ33HM2G](#) [SMAJ28CHM2G](#) [SMAJ28HM2G](#) [SMAJ24CHM2G](#) [SMAJ24HM2G](#)
[SMAJ26CHM2G](#) [SMAJ26HM2G](#) [SMAJ22CHM2G](#) [SMAJ22HM2G](#) [SMAJ18CHM2G](#) [SMAJ18HM2G](#)
[SMAJ20CHM2G](#) [SMAJ20HM2G](#) [SMAJ188CHM2G](#) [SMAJ188HM2G](#) [SMAJ170CHM2G](#) [SMAJ170HM2G](#)
[SMAJ17CHM2G](#) [SMAJ17HM2G](#) [SMAJ160HM2G](#) [SMAJ16CHM2G](#) [SMAJ16HM2G](#) [SMAJ15CHM2G](#) [SMAJ15HM2G](#)
[SMAJ160CHM2G](#) [SMAJ150CHM2G](#) [SMAJ150HM2G](#) [SMAJ13CHM2G](#) [SMAJ13HM2G](#) [SMAJ14CHM2G](#)
[SMAJ14HM2G](#) [SMAJ130CHM2G](#) [SMAJ130HM2G](#) [SMAJ120CHM2G](#) [SMAJ120HM2G](#) [SMAJ12CHM2G](#)
[SMAJ12HM2G](#) [SMAJ110HM2G](#) [SMAJ11CHM2G](#) [SMAJ11HM2G](#) [SMAJ10CHM2G](#) [SMAJ10HM2G](#) [SMAJ110CHM2G](#)
[SMAJ75CHM2G](#) [SMAJ75HM2G](#) [SMAJ75CH](#) [SMAJ75H](#)