

8A, 400V - 1000V Surface Mount Glass Passivated Rectifier

FEATURES

- Low forward voltage drop
- Ideal for automated placement
- High surge current capability
- Compliant to RoHS Directive 2011/65/EU and in accordance to WEEE 2002/96/EC
- Halogen-free according to IEC 61249-2-21

APPLICATIONS

- Switching mode power supply (SMPS)
- Adapters
- Lighting application
- Converter

MECHANICAL DATA

- Case: DO-214AB (SMC)
- Molding compound meets UL 94V-0 flammability rating
- Part no. with suffix "H" means AEC-Q101 qualified
- Packing code with suffix "G" means green compound (halogen-free)
- Moisture sensitivity level: level 1, per J-STD-020
- Terminal: Matte tin plated leads, solderable per J-STD-002
- Meet JESD 201 class 2 whisker test
- Polarity: As marked
- Weight: 0.27 g (approximately)

| KEY PARAMETERS | | |
|----------------|----------------|------|
| PARAMETER | VALUE | UNIT |
| $I_{F(AV)}$ | 8 | A |
| V_{RRM} | 400 - 1000 | V |
| I_{FSM} | 200 | A |
| $T_{J\ MAX}$ | 150 | °C |
| Package | DO-214AB (SMC) | |
| Configuration | Single die | |



DO-214AB (SMC)

| ABSOLUTE MAXIMUM RATINGS (T _A = 25°C unless otherwise noted) | | | | | | | |
|---|-----------------------|---------------------|--------------|------|------|------|------|
| PARAMETER | | SYMBOL | S8GC | S8JC | S8KC | S8MC | UNIT |
| Marking code on the device | | | S8GC | S8JC | S8KC | S8MC | |
| Repetitive peak reverse voltage | | V _{RRM} | 400 | 600 | 800 | 1000 | V |
| Reverse voltage, total rms value | | V _{R(RMS)} | 280 | 420 | 560 | 700 | V |
| Maximum DC blocking voltage | | V _{DC} | 400 | 600 | 800 | 1000 | V |
| Forward current | | I _{F(AV)} | 8 | | | | A |
| Surge peak forward current, 8.3 ms single half sine-wave superimposed on rated load per diode | T _J =25°C | I _{FSM} | 200 | | | | A |
| | T _J =125°C | | 170 | | | | A |
| Surge peak forward current, 1.0 ms single half sine-wave superimposed on rated load per diode | T _J =25°C | I _{FSM} | 600 | | | | A |
| | T _J =125°C | | 338 | | | | A |
| Junction temperature | | T _J | - 55 to +150 | | | | °C |
| Storage temperature | | T _{STG} | - 55 to +150 | | | | °C |

THERMAL PERFORMANCE

| PARAMETER | SYMBOL | TYP | UNIT |
|--|-----------------|------|------|
| Junction-to-lead thermal resistance per diode | $R_{\theta JL}$ | 12.5 | °C/W |
| Junction-to-ambient thermal resistance per diode | $R_{\theta JA}$ | 44.0 | °C/W |

ELECTRICAL SPECIFICATIONS ($T_A = 25^\circ\text{C}$ unless otherwise noted)

| PARAMETER | CONDITIONS | SYMBOL | TYP. | MAX. | UNIT |
|--|--|--------|------|-------|---------------|
| Forward voltage per diode ⁽¹⁾ | $I_F = 8\text{A}$, $T_J = 25^\circ\text{C}$ | V_F | - | 0.985 | V |
| Reverse current @ rated V_R per diode ⁽²⁾ | $T_J = 25^\circ\text{C}$ | I_R | - | 10 | μA |
| | $T_J = 125^\circ\text{C}$ | | - | 250 | μA |
| Junction capacitance | 1 MHz, $V_R = 4.0\text{V}$ | C_J | 48 | - | pF |

Notes:

1. Pulse test with $PW = 0.3\text{ ms}$
2. Pulse test with $PW = 30\text{ ms}$

ORDERING INFORMATION

| PART NO. | PART NO. SUFFIX | PACKING CODE | PACKING CODE SUFFIX | PACKAGE | PACKING |
|--------------------|-----------------|--------------|---------------------|------------|--------------------------|
| S8xC (Note 1,2) | H | R7 | G | SMC | 850 / 7" Plastic reel |
| | | R6 | | SMC | 3,000 / 13" Paper reel |
| | | M6 | | SMC | 3,000 / 13" Plastic reel |
| | | V7 | | Matrix SMC | 850 / 7" Plastic reel |
| | | V6 | | Matrix SMC | 3,000 / 13" Plastic reel |

Note :

1. "x" defines voltage from 400V (S8GC) to 1000V (S8MC)
2. Only V6 and V7 are all green compound (halogen free)

EXAMPLE

| EXAMPLE P/N | PART NO. | PART NO. SUFFIX | PACKING CODE | PACKING CODE SUFFIX | DESCRIPTION |
|-------------|----------|-----------------|--------------|---------------------|--------------------------------------|
| S8GCHR7G | S8GC | H | R7 | G | AEC-Q101 qualified Green compound |

CHARACTERISTICS CURVES

($T_A = 25^\circ\text{C}$ unless otherwise noted)

Fig.1 Forward Current Derating Curve

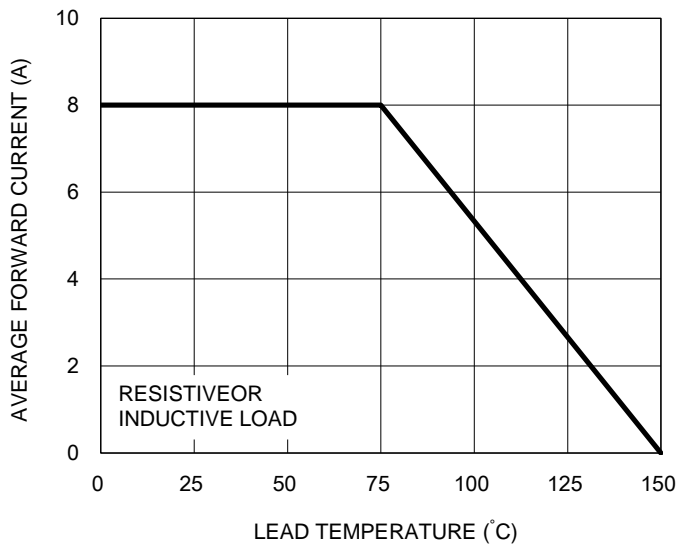


Fig.2 Maximum Non-repetitive Forward Surge Current

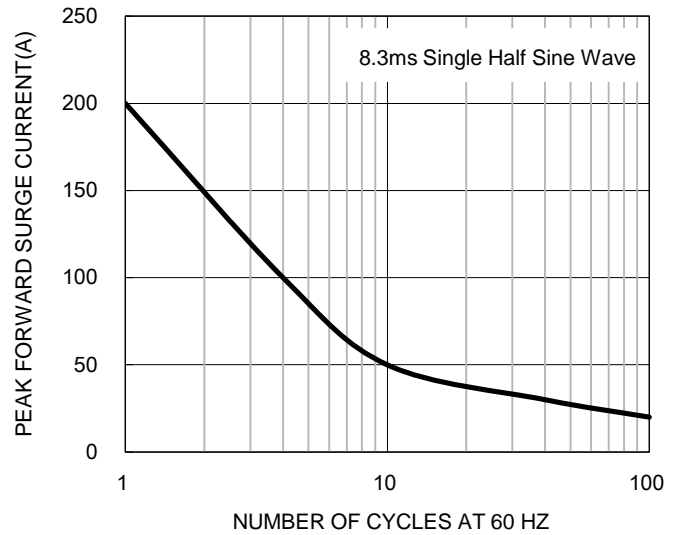


Fig.3 Typical Reverse Characteristics

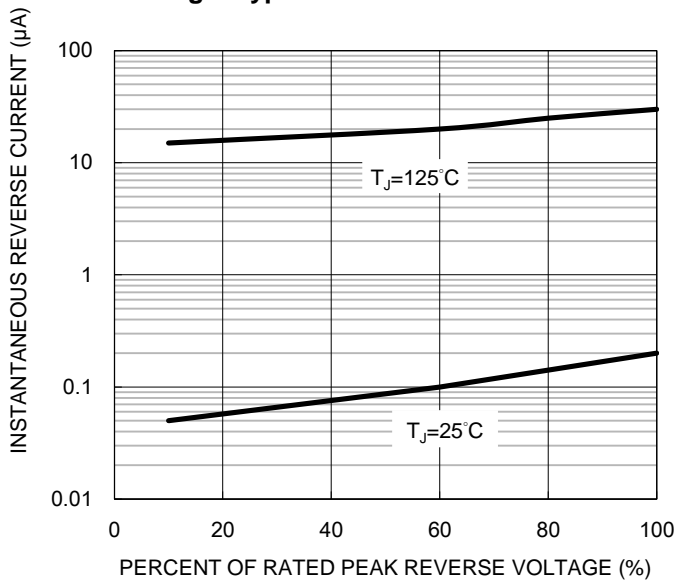
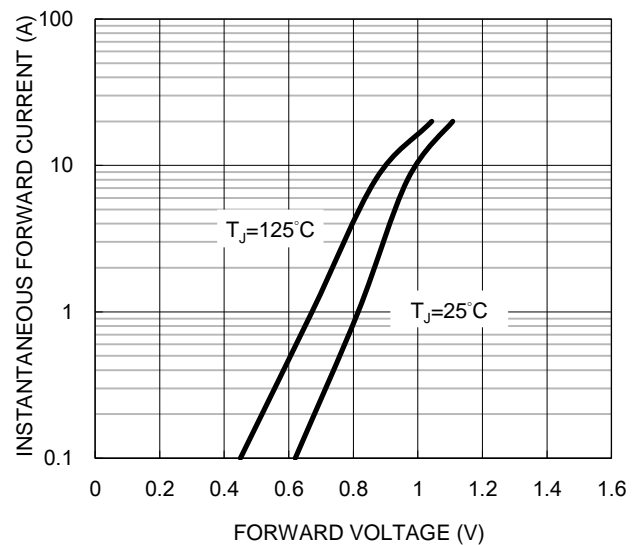
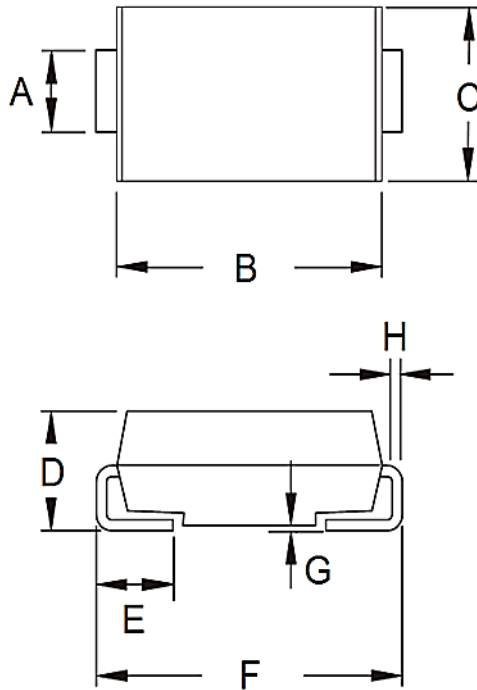


Fig.4 Typical Forward Characteristics



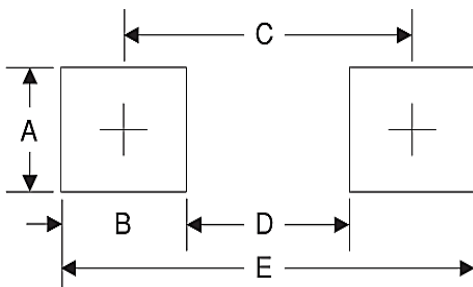
PACKAGE OUTLINE DIMENSIONS

DO-214AB (SMC)



| DIM. | Unit (mm) | | Unit (inch) | |
|------|-----------|------|-------------|-------|
| | Min. | Max. | Min. | Max. |
| A | 2.90 | 3.20 | 0.114 | 0.126 |
| B | 6.60 | 7.11 | 0.260 | 0.280 |
| C | 5.59 | 6.22 | 0.220 | 0.245 |
| D | 2.00 | 2.62 | 0.079 | 0.103 |
| E | 1.00 | 1.60 | 0.039 | 0.063 |
| F | 7.75 | 8.13 | 0.305 | 0.320 |
| G | 0.10 | 0.20 | 0.004 | 0.008 |
| H | 0.15 | 0.31 | 0.006 | 0.012 |

SUGGESTED PAD LAYOUT



| Symbol | Unit (mm) | Unit (inch) |
|--------|-----------|-------------|
| A | 3.30 | 0.130 |
| B | 2.50 | 0.098 |
| C | 6.80 | 0.268 |
| D | 4.40 | 0.173 |
| E | 9.40 | 0.370 |

MARKING DIAGRAM

Matrix SMC

SMC



P/N =Marking Code
G =Green Compound
YW =Date Code
F =Factory Code

Notice

Specifications of the products displayed herein are subject to change without notice. TSC or anyone on its behalf, assumes no responsibility or liability for any errors or inaccuracies.

Information contained herein is intended to provide a product description only. No license, express or implied, to any intellectual property rights is granted by this document. Except as provided in TSC's terms and conditions of sale for such products, TSC assumes no liability whatsoever, and disclaims any express or implied warranty, relating to sale and/or use of TSC products including liability or warranties relating to fitness for a particular purpose, merchantability, or infringement of any patent, copyright, or other intellectual property right.

The products shown herein are not designed for use in medical, life-saving, or life-sustaining applications. Customers using or selling these products for use in such applications do so at their own risk and agree to fully indemnify TSC for any damages resulting from such improper use or sale.

Mouser Electronics

Authorized Distributor

Click to View Pricing, Inventory, Delivery & Lifecycle Information:

Taiwan Semiconductor:

[S8GCHM6G](#) [S8JCHM6G](#)