

0.8A, 50V - 1000V Surface Mount Fast Recovery Rectifiers

FEATURES

- Glass passivated junction chip
- Ideal for automated placement
- Fast switching for high efficiency
- Compliant to RoHS Directive 2011/65/EU and in accordance to WEEE 2002/96/EC
- Halogen-free according to IEC 61249-2-21 definition



Sub SMA



MECHANICAL DATA

Case: Sub SMA

Molding compound, UL flammability classification rating 94V-0

Moisture sensitivity level: level 1, per J-STD-020

Part No. with suffix "H" means AEC-Q101 qualified

Packing code with suffix "G" means green compound (halogen-free)

Terminal: Matte tin plated leads, solderable per JESD22-B102

Meet JESD 201 class 2 whisker test

Polarity: Indicated by cathode band

Weight: 0.019 g (approximately)

MAXIMUM RATINGS AND ELECTRICAL CHARACTERISTICS (T _A =25°C unless otherwise noted)									
PARAMETER	SYMBOL	RS1 AL	RS1 BL	RS1 DL	RS1 GL	RS1 JL	RS1 KL	RS1 ML	UNIT
Marking code		RAL	RBL	RDL	RGL	RJL	RKL	RML	
Maximum repetitive peak reverse voltage	V _{RRM}	50	100	200	400	600	800	1000	V
Maximum RMS voltage	V _{RMS}	35	70	140	280	420	560	700	V
Maximum DC blocking voltage	V _{DC}	50	100	200	400	600	800	1000	V
Maximum average forward rectified current	I _{F(AV)}	0.8							A
Peak forward surge current, 8.3 ms single half sine-wave superimposed on rated load	I _{FSM}	30							A
Maximum instantaneous forward voltage (Note 1) @ 0.8 A	V _F	1.3							V
Maximum reverse current @ rated V _R	I _R	5 50							μA
		T _J =25°C T _J =125°C							
Typical junction capacitance (Note 2)	C _J	10							pF
Maximum reverse recovery time (Note 3)	t _{rr}	150			250		500		ns
Typical thermal resistance	R _{θJL} R _{θJA}	32 105							°C/W
Operating junction temperature range	T _J	- 55 to +150							°C
Storage temperature range	T _{STG}	- 55 to +150							°C

Note 1: Pulse test with PW=300μs, 1% duty cycle

Note 2: Measured at 1 MHz and Applied VR=4.0 Volts.

Note 3: Reverse Recovery Test Conditions: I_F=0.5A, I_R=1.0A, I_{RR}=0.25A

ORDERING INFORMATION					
PART NO.	PART NO. SUFFIX	PACKING CODE	PACKING CODE SUFFIX	PACKAGE	PACKING
RS1xL (Note 1)	H	RU	G	Sub SMA	1,800 / 7" Plastic reel (8mm tape)
		RV		Sub SMA	3,000 / 7" Plastic reel (8mm tape)
		RT		Sub SMA	7,500 / 13" Paper reel (8mm tape)
		MT		Sub SMA	7,500 / 13" Plastic reel (8mm tape)
		RQ		Sub SMA	10,000 / 13" Paper reel (8mm tape)
		MQ		Sub SMA	10,000 / 13" Plastic reel (8mm tape)
		R3		Sub SMA	1,800 / 7" Plastic reel (12mm tape)
		RF		Sub SMA	3,000 / 7" Plastic reel (12mm tape)
		R2		Sub SMA	7,500 / 13" Paper reel (12mm tape)
		M2		Sub SMA	7,500 / 13" Plastic reel (12mm tape)
		RH		Sub SMA	10,000 / 13" Paper reel (12mm tape)
		MH		Sub SMA	10,000 / 13" Plastic reel (12mm tape)

Note 1: "x" defines voltage from 50V (RS1AL) to 1000V (RS1ML)

EXAMPLE					
PREFERRED PART NO.	PART NO.	PART NO. SUFFIX	PACKING CODE	PACKING CODE SUFFIX	DESCRIPTION
RS1MLHRUG	RS1ML	H	RU	G	AEC-Q101 qualified Green compound

RATINGS AND CHARACTERISTICS CURVES

(T_A=25°C unless otherwise noted)

FIG.1 FORWARD CURRENT DERATING CURVE

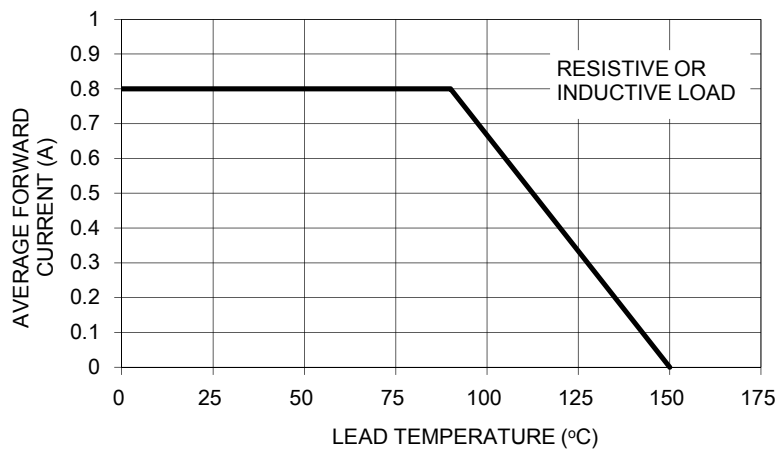


FIG. 2 TYPICAL REVERSE CHARACTERISTICS

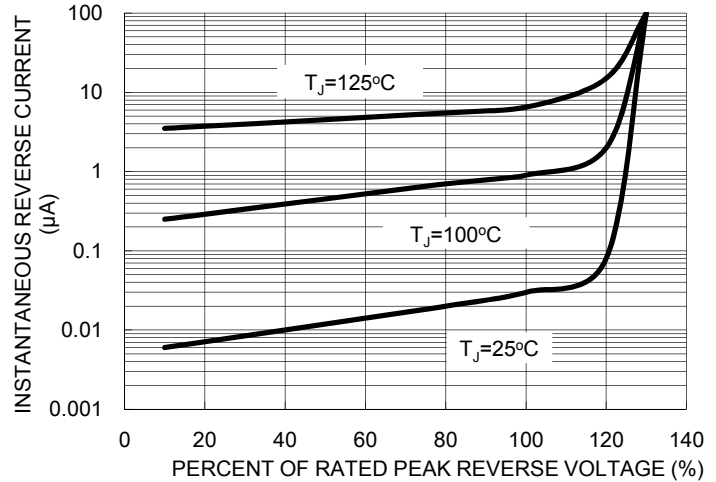


FIG. 3 MAXIMUM NON-REPETITIVE FORWARD SURGE CURRENT

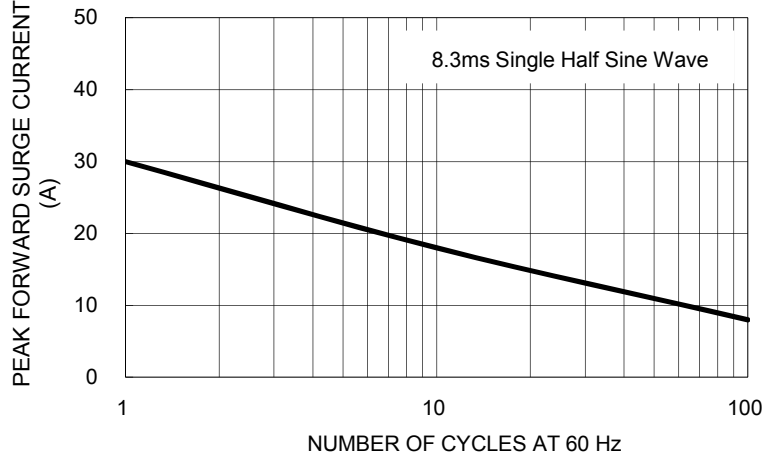


FIG. 4 TYPICAL FORWARD CHARACTERISTICS

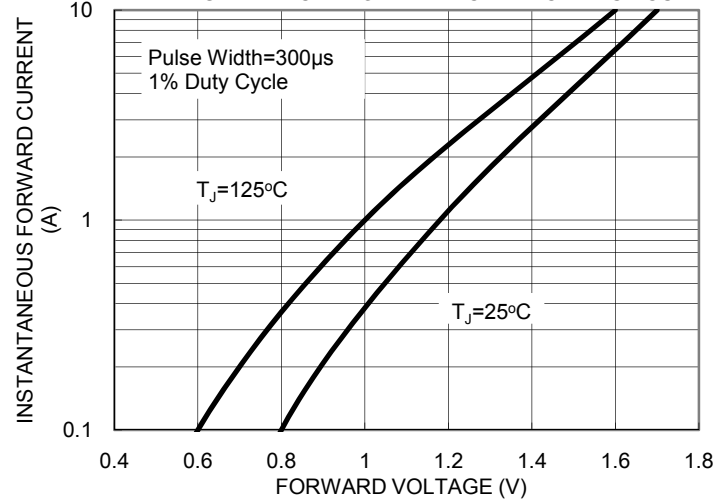


FIG. 5 TYPICAL JUNCTION CAPACITANCE

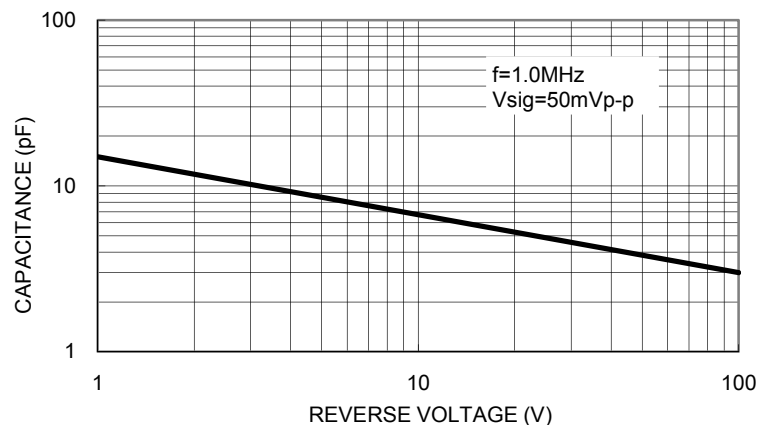
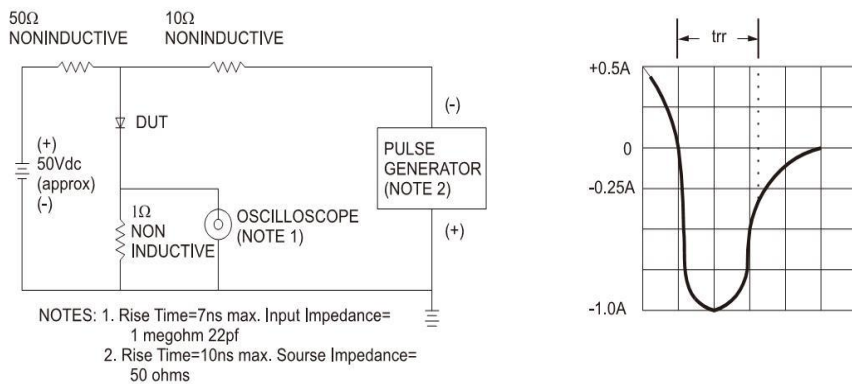
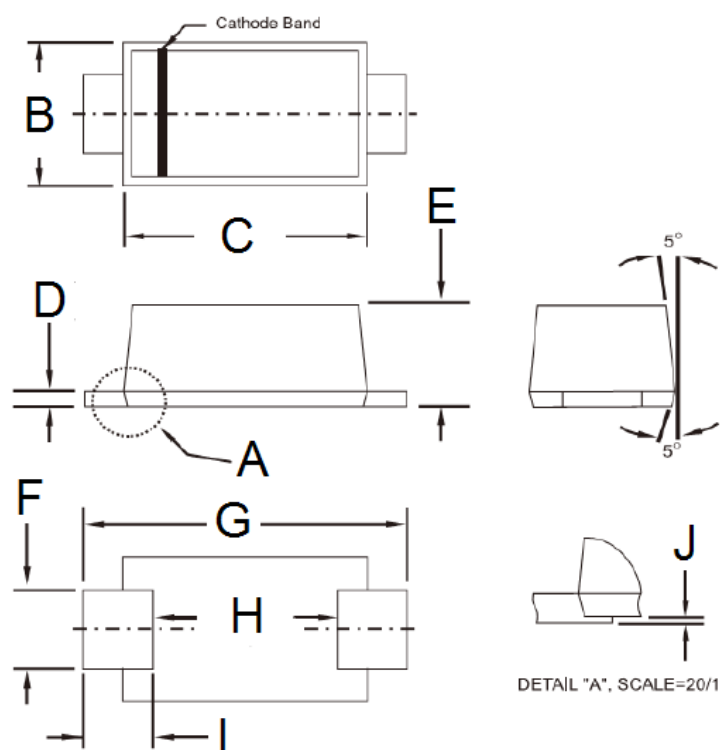


FIG.6- REVERSE RECOVERY TIME CHARACTERISTIC AND TEST CIRCUIT DIAGRAM



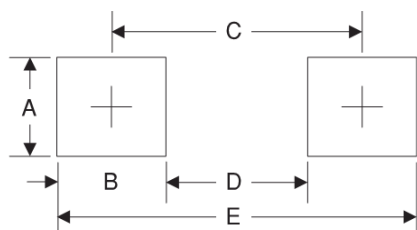
PACKAGE OUTLINE DIMENSIONS

Sub SMA



DIM.	Unit (mm)		Unit (inch)	
	Min	Max	Min	Max
B	1.70	1.90	0.067	0.075
C	2.70	2.90	0.106	0.114
D	0.16	0.30	0.006	0.012
E	1.23	1.43	0.048	0.056
F	0.80	1.20	0.031	0.047
G	3.40	3.80	0.134	0.150
H	2.45	2.60	0.096	0.102
I	0.35	0.85	0.014	0.033
J	0.00	0.10	0.000	0.004

SUGGESTED PAD LAYOUT



Symbol	Unit (mm)	Unit (inch)
A	1.4	0.055
B	1.2	0.047
C	3.1	0.122
D	1.9	0.075
E	4.3	0.169

MARKING DIAGRAM



- P/N = Marking Code
- G = Green compound Code
- YW = Date Code
- F = Factory Code

Notice

Specifications of the products displayed herein are subject to change without notice. TSC or anyone on its behalf, assumes no responsibility or liability for any errors or inaccuracies.

Information contained herein is intended to provide a product description only. No license, express or implied, to any intellectual property rights is granted by this document. Except as provided in TSC's terms and conditions of sale for such products, TSC assumes no liability whatsoever, and disclaims any express or implied warranty, relating to sale and/or use of TSC products including liability or warranties relating to fitness for a particular purpose, merchantability, or infringement of any patent, copyright, or other intellectual property right.

The products shown herein are not designed for use in medical, life-saving, or life-sustaining applications. Customers using or selling these products for use in such applications do so at their own risk and agree to fully indemnify TSC for any damages resulting from such improper use or sale.

Mouser Electronics

Authorized Distributor

Click to View Pricing, Inventory, Delivery & Lifecycle Information:

Taiwan Semiconductor:

[RS1AL](#) [RS1BL](#) [RS1DL](#) [RS1GL](#) [RS1JL](#) [RS1KL](#) [RS1ML](#) [RS1BLHR2G](#) [RS1BL RQ](#) [RS1DLHR3](#) [RS1MLHR3](#)
[RS1GL RQ](#) [RS1AL RQ](#) [RS1JLHR2](#) [RS1BLHRQ](#) [RS1KL RQG](#) [RS1DLHR2](#) [RS1JLHRQ](#) [RS1MLHR2G](#) [RS1MLHR2](#)
[RS1ALHR2G](#) [RS1KLHR3](#) [RS1GL RQG](#) [RS1GLHR3](#) [RS1JL RQG](#) [RS1BLHR3G](#) [RS1ALHRQ](#) [RS1DLHRQG](#)
[RS1BL R3G](#) [RS1KL R2](#) [RS1JLHR2G](#) [RS1GLHR2G](#) [RS1AL R2](#) [RS1DLHRQ](#) [RS1AL R3G](#) [RS1DL R2G](#)
[RS1KLHRQ](#) [RS1GLHR2](#) [RS1BLHR3](#) [RS1AL RQG](#) [RS1MLHRQ](#) [RS1ALHR2](#) [RS1BLHR2](#) [RS1GL R3G](#) [RS1JL R2](#)
[RS1GLHR3G](#) [RS1BL R2G](#) [RS1ML RQ](#) [RS1KLHR2G](#) [RS1DLHR3G](#) [RS1JL R3G](#) [RS1DL R3G](#) [RS1AL R2G](#)
[RS1BLHRQG](#) [RS1GLHRQG](#) [RS1JLHRQG](#) [RS1JL R2G](#) [RS1ALHR3G](#) [RS1ALHRQG](#) [RS1ML R3G](#) [RS1MLHR3G](#)
[RS1MLHRQG](#) [RS1GL R2G](#) [RS1DLHR2G](#) [RS1JL RQ](#) [RS1ML RQG](#) [RS1KLHRQG](#) [RS1KLHR3G](#) [RS1BL RQG](#)
[RS1DL RQG](#) [RS1ALHR3](#) [RS1KL R2G](#) [RS1JLHR3G](#) [RS1JLHR3](#) [RS1ML R2G](#) [RS1KL R3G](#) [RS1KLHR2](#)
[RS1GLHRQ](#) [RS1DL RQ](#) [RS1KL RQ](#) [RS1BL R2](#) [RS1ML R2](#) [RS1DL R2](#) [RS1GL R2](#) [RS1KL R3](#) [RS1JL R3](#) [RS1DL](#)
[R3](#) [RS1ML R3](#) [RS1BL R3](#) [RS1AL R3](#) [RS1GL R3](#) [RS1KL RUG](#) [RS1KL RVG](#) [RS1JL RVG](#) [RS1JLHM2G](#) [RS1JL](#)
[M2G](#) [RS1JL RTG](#) [RS1JL RUG](#) [RS1DL RUG](#) [RS1DL RVG](#)