


16A, 50V - 1000V Glass Passivated High Efficient Rectifiers

FEATURES

- High efficiency, low VF
- High current capability
- High surge current capability
- Low power loss
- Compliant to RoHS Directive 2011/65/EU and in accordance to WEEE 2002/96/EC
- Halogen-free according to IEC 61249-2-21



TO-220AB



MECHANICAL DATA

Case: TO-220AB

Molding compound: UL flammability classification rating 94V-0

Part no. with suffix "H" means AEC-Q101 qualified

Packing code with suffix "G" means green compound (halogen-free)

Terminal: Matte tin plated leads, solderable per JESD22-B102

Meet JESD 201 class 2 whisker test

Polarity: As marked

Mounting torque: 0.56 Nm max.

Weight: 1.82 g (approximately)



MAXIMUM RATINGS AND ELECTRICAL CHARACTERISTICS (T _A =25°C unless otherwise noted)										
PARAMETER	SYMBOL	HER 1601G	HER 1602G	HER 1603G	HER 1604G	HER 1605G	HER 1606G	HER 1607G	HER 1608G	UNIT
Maximum repetitive peak reverse voltage	V _{RRM}	50	100	200	300	400	600	800	1000	V
Maximum RMS voltage	V _{RMS}	35	70	140	210	280	420	560	700	V
Maximum DC blocking voltage	V _{DC}	50	100	200	300	400	600	800	1000	V
Maximum average forward rectified current	I _{F(AV)}	16								A
Peak forward surge current, 8.3 ms single half sine-wave superimposed on rated load	I _{FSM}	125								A
Maximum instantaneous forward voltage (Note 1) @ 8 A	V _F	1.0				1.3	1.7			V
Maximum reverse current @ rated V _R T _J =25°C T _J =125°C	I _R	10 400								μA
Maximum reverse recovery time (Note 2)	t _{rr}	50					80			ns
Typical junction capacitance (Note 3)	C _J	80					50			pF
Typical thermal resistance	R _{θJC}	1.5								°C/W
Operating junction temperature range	T _J	- 55 to +150								°C
Storage temperature range	T _{STG}	- 55 to +150								°C

Note 1: Pulse test with PW=300μs, 1% duty cycle

Note 2: Test conditions: I_F=0.5A, I_R=1.0A, I_{RR}=0.25A

Note 3: Measured at 1 MHz and applied reverse voltage of 4.0V DC.

ORDERING INFORMATION

PART NO.	PART NO. SUFFIX	PACKING CODE	PACKING CODE SUFFIX (*)	PACKAGE	PACKING
HER160xG (Note 1)	H	C0	G	TO-220AB	50 / Tube

Note 1: "x" defines voltage from 50V (HER1601G) to 1000V (HER1608G)

*: Optional available

EXAMPLE

EXAMPLE PART NO.	PART NO.	PART NO. SUFFIX	PACKING CODE	PACKING CODE SUFFIX	DESCRIPTION
HER1601GHC0G	HER1601G	H	C0	G	AEC-Q101 qualified Green compound

RATINGS AND CHARACTERISTICS CURVES

(T_A=25°C unless otherwise noted)

FIG. 1 MAXIMUM FORWARD CURRENT
DERATING CURVE

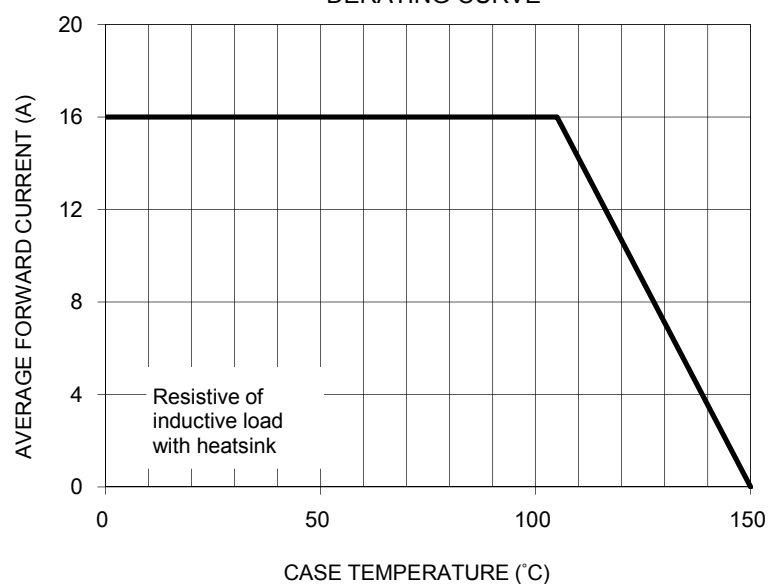


FIG. 2 TYPICAL REVERSE CHARACTERISTICS

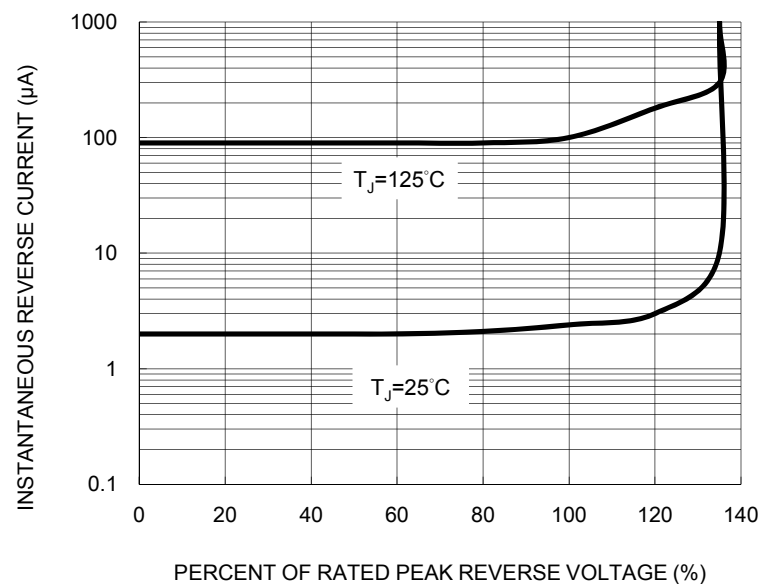


FIG. 3 MAXIMUM NON-REPETITIVE FORWARD
SURGE CURRENT

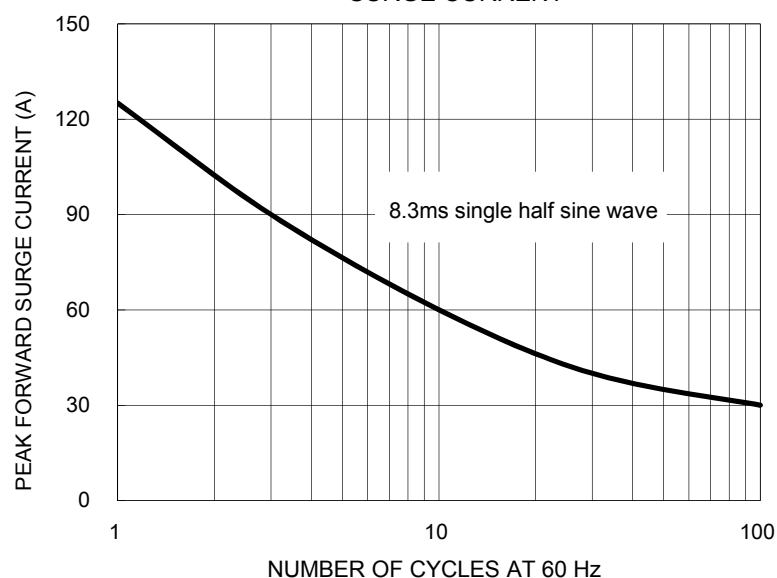


FIG. 4 TYPICAL FORWARD CHARACTERISTICS

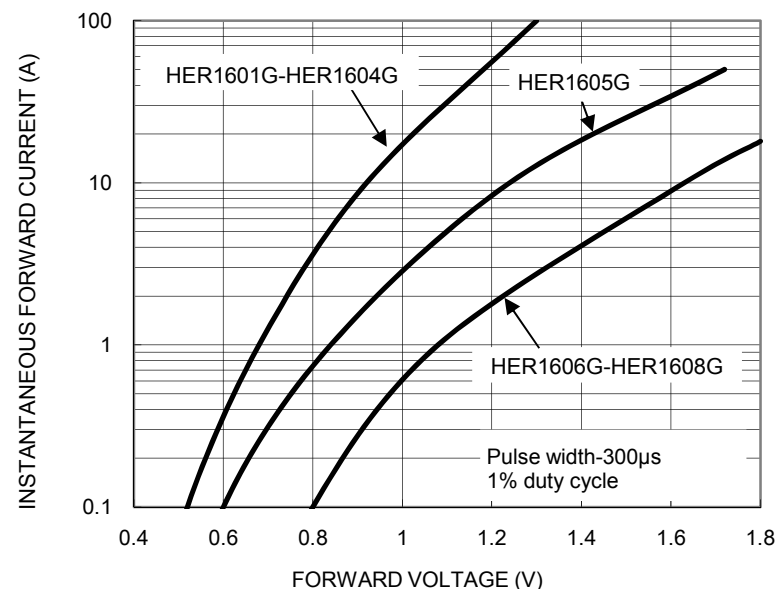


FIG. 5 TYPICAL JUNCTION CAPACITANCE

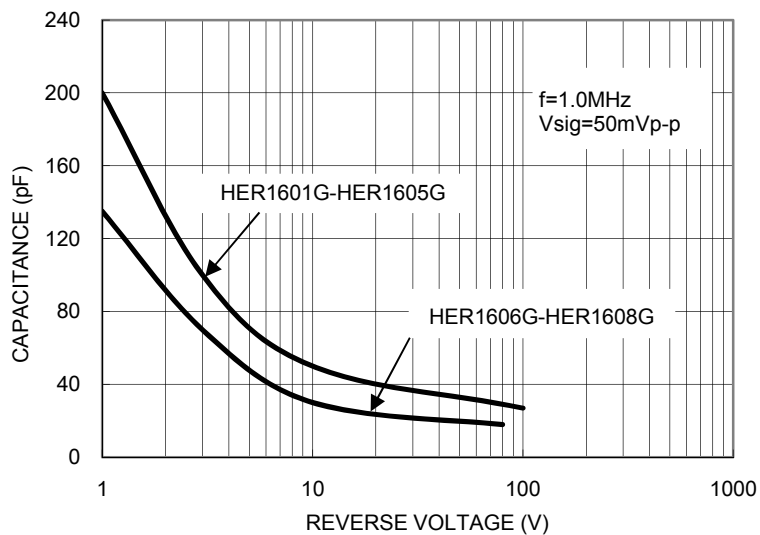
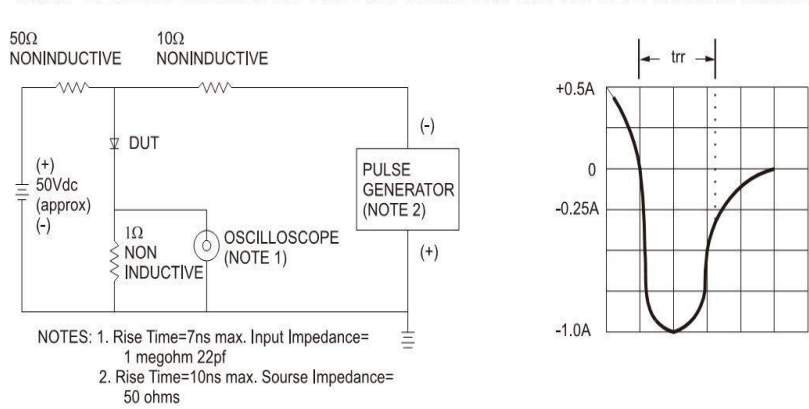
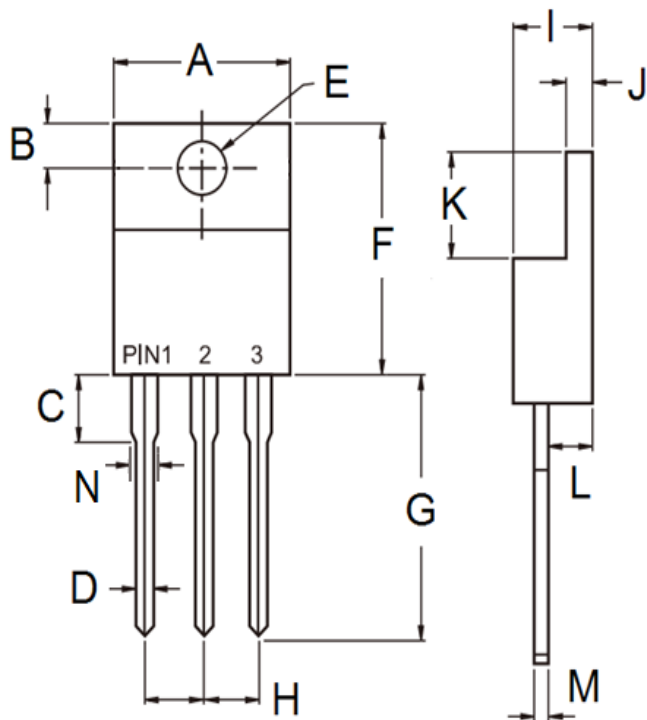


FIG.6 REVERSE RECOVERY TIME CHARACTERISTIC AND TEST CIRCUIT DIAGRAM

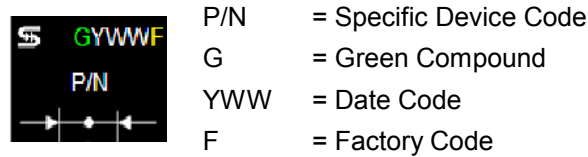


PACKAGE OUTLINE DIMENSIONS
TO-220AB



DIM.	Unit (mm)		Unit (inch)	
	Min	Max	Min	Max
A	-	10.50	-	0.413
B	2.62	3.44	0.103	0.135
C	2.80	4.20	0.110	0.165
D	0.68	0.94	0.027	0.037
E	3.54	4.00	0.139	0.157
F	14.60	16.00	0.575	0.630
G	13.19	14.79	0.519	0.582
H	2.41	2.67	0.095	0.105
I	4.42	4.76	0.174	0.187
J	1.14	1.40	0.045	0.055
K	5.84	6.86	0.230	0.270
L	2.20	2.80	0.087	0.110
M	0.35	0.64	0.014	0.025
N	1.14	1.77	0.045	0.070

MARKING DIAGRAM



Notice

Specifications of the products displayed herein are subject to change without notice. TSC or anyone on its behalf, assumes no responsibility or liability for any errors or inaccuracies.

Information contained herein is intended to provide a product description only. No license, express or implied, to any intellectual property rights is granted by this document. Except as provided in TSC's terms and conditions of sale for such products, TSC assumes no liability whatsoever, and disclaims any express or implied warranty, relating to sale and/or use of TSC products including liability or warranties relating to fitness for a particular purpose, merchantability, or infringement of any patent, copyright, or other intellectual property right.

The products shown herein are not designed for use in medical, life-saving, or life-sustaining applications. Customers using or selling these products for use in such applications do so at their own risk and agree to fully indemnify TSC for any damages resulting from such improper use or sale.

Mouser Electronics

Authorized Distributor

Click to View Pricing, Inventory, Delivery & Lifecycle Information:

Taiwan Semiconductor:

[HER1606G](#) [HER1605G C0G](#) [HER1606G C0G](#) [HER1607G C0G](#)